


1. Slip uprights onto bases

Be sure slots are at the top of the upright. Tip: Space the uprights/bases with the crossbar on the ground to determine width. Crossbars are adjustable 6-10 feet.




2. Thread drapes onto crossbar

Use the sewn-in pocket to slide the drape panels on. 4 panels for every 10 feet.




3. Hang crossbar onto the uprights

With the panels hanging on the crossbar, insert the hook into the slot on one upright, then the other side. A second person and step stool is highly recommended.



8 ft
Can go to 12 ft,
see below.



Optional: Adjustable uprights

Our standard fixed uprights are 8 feet. Our adjustable uprights are 7-12 feet in height.

To raise: Simply pull the upper pole to desired position.

To lower: Press and lift the silver tabs while pulling up slightly on the upper pole, then release.