



HUNTSMAN  
WORLD  
SENIOR  
GAMES

**2023**



Hosted by the

**Dixie Desperados**



## **World Senior Games Cowboy Action Shooting Match October 9-14, 2023**

The Dixie Desperados welcome you to the 20<sup>TH</sup> annual Huntsman World Senior Games Cowboy Action Shooting Match. If you have never been to the World Senior Games, you are in for a wonderful experience because you will be participating in the largest annual multi-sport event in the world.

Cowboy Action Shooting is one of over 30 different sports at the Senior Games with over 11,000 athletes competing for Olympic medals in their chosen sport.

Here in the St. George area, you can enjoy the exciting medals competition along with all of the diverse amenities. Surrounded by beautiful red rocks, St. George is known for its nearby national and state parks. Equally popular are the many hiking and biking trails, lakes, great shopping, restaurants, museums, and live theater productions. There's something for everyone!

We have free dry camping at the range and plenty of day parking inside the gates (first come-first served).

**One important change for 2023:** we have split the Classic Cowboy/Duelist category into 2 separate categories so be sure and review the on-line information at: [www.seniorgames.net](http://www.seniorgames.net). Club information can be found on our web page: [www.dixiedesperados.com](http://www.dixiedesperados.com).

If you need any assistance while you're here, please call:

Sports Director: **Clark Poulton aka Bit Younger 435-239-4014**  
Asst. Sports Director: **Carol Poulton aka Lil Bit Younger 435-632-1770**  
Asst. Sports Director: **Bill Christensen aka William Waddy 435-773-7292**  
Asst. Sports Director: **Kelly Larson aka Navajo Kelly 435-673-9785**  
Asst. Sports Director: **Lamar Nichols aka Wooden Nichols 801-675-1057**  
Asst. Sports Director: **Marilyn Nichols aka Miss Marilyn 801-458-5889**

## RANGE RULES for DESPERADO CANYON

The Desperado Canyon Shooting Range is an established range designed specifically for Cowboy Action Shooting. Cowboy action firearms and ammunition only on this range.

The four basic firearms safety rules shall always apply.

- Muzzle control: Never point any firearm at anything you're not willing to shoot.
- Trigger control: Never touch the trigger until on target and ready to shoot.
- Mind set: Always treat guns as if they are loaded.
- Backstop: Always know where your bullet will stop.
- 

All SASS and WBAS rules shall apply unless noted otherwise in the shooter's safety meeting.

The following rules are emphasized:

This is a "COLD" range! All firearms will remain **UNLOADED** except while you are under the direct observation of a Range Officer.

- All loading and unloading will be conducted **ONLY** in the designated areas.
- Long Guns will have actions open and empty with muzzles pointed in a safe direction when transporting.
- Handguns will be holstered except when on the firing line, at the loading/unloading tables, in a safety area, or after the gun's immediate use.
- **EYE AND HEARING PROTECTION** are **Mandatory** in and around shooting areas.
- **STAGE DISQUALIFICATION**: will result from a dropped unloaded gun, violation of the "170" rule, a live round left in the chamber on a long gun, sweeping anyone with unloaded firearm and discharging of a gun striking 5' to 10' of the shooter.
- **MATCH DISQUALIFICATION**: will result from a dropped loaded gun, discharging of a gun striking less the 5' of the shooter, sweeping anyone with loaded firearm, shooting over back or side berms on all bays.
- Expedite any shooter needing assistance to/from firing line.
- Shooters coming/going from firing line have right of way.

**HAVE FUN, ENJOY THE SIGHTS & REMEMBER OUR FIRST PRIORITY IS SAFETY!!!!**

## SCHEDULE OF SHOOTING EVENTS 2023

Location: The Desperado Canyon Range at Southern Utah Shooting Sports Park/Purgatory Flats  
Turn off Highway 9 at 5300 W. in Hurricane, Utah

Monday October 9<sup>th</sup>

9:00am-1:00pm Long Range practice for all shooters  
9:00am-1:00pm Registration Open

Tuesday, October 10<sup>th</sup>

7:30 am-1:00pm Registration Open  
7:30 am-Noon Long Range Single Shot Rifle – E. end of Range (preceded by safety meeting)  
9:00 am Wild Bunch sign up sheets @ Pavilion  
9:25 am Wild Bunch Posse Marshal walk thru  
9:45 am Wild Bunch safety meeting  
10:00 am 4 Stage Wild Bunch Match  
6:00 pm **Opening Ceremony at \*Burns Arena, Utah Tech University \*new this year**

Wednesday, October 11<sup>th</sup>

7:30 am-11:00 am Registration Open  
7:30 am-11:00 am Long Range Lever Rifle – E. end of Range  
8:30 am Shooter's Safety Meeting @ Pavilion for Side Matches  
8:45 am-11:30am Side Matches- ***Includes Long Range Lever Rifle***  
11:45 am-12:45pm **Potluck Lunch/Social (hosted by Dixie Desperados)**  
12:50 pm Shooter's Safety Meeting @ Pavilion for Warm Up  
1:00 pm Warm-Up Match & Plainsman events (Sign-up sheets @ Range Pavilion in a.m.)  
To Follow Posse Marshal Walk-thru (Head RO, Marshal & Deputy only)

Thursday, October 12<sup>th</sup>

7:30 am-9:00am Registration Open  
8:45 am Opening ceremony - **Mandatory** Shooters Safety Meeting  
9:00 am 4 Main Match Stages  
12:00 pm Lunch (Food Vendor) ***Random drawing for team events***  
1:00 pm Team Events

Friday, October 13<sup>th</sup>

8:45 am Shooter's additional announcements  
9:00 am 4 Main Match Stages ***\*\*(PATRIOT SHIRT DAY)\*\****  
12:00 pm Lunch (Food Vendor)  
1:30 pm Side Match Awards/Social at Pavilion  
Followed by Shotgun Challenge at Midway Bay

Saturday, October 14<sup>th</sup>

8:45 am Shooter's additional announcements  
9:00 am 4 Main Match stages  
12:00 pm Lunch (food vendor)  
12:30 pm Top gun Shoot Off (***open to all shooters***)  
5:00 pm Social time and Costume Judging followed by Dinner/Awards- 6:00 to 8:00 p.m.  
at the **Hilton Garden Inn** - 1731 S. Convention Center Drive  
(next to the Dixie Convention Center where you registered)

**\*\*\* Purchase extra guest dinner tickets only at the Range –not at the Dixie Center!**

## STAGE CONVENTIONS

- All shotgun targets must fall to count
- Missed shotgun targets may be made up in any order
- Target numbering is always left to right unless stated otherwise.
- Starting position at beginning of stage means both feet behind stated position.
- Moving to position requires one foot behind stated position unless otherwise stipulated.
- Target labeling on each stage:

□ P = Pistol targets

☺ = Shotgun targets

△ R = Rifle targets



**Courtesy bays are the 2 bays to the left of Bay 1 (The Mine)  
The Line Shack (Bay 13) is also open for practice & can be used  
from 8 a.m. to 3 p.m. every day except Wednesday, which is Side  
Match Day.**

## Side Match Rules

- No REDOS once the first round goes down range.
- All side match events are scored with Hits first and time as the tie breaker.
- When pistol and “rifle” are both shot on the same stage, they are two separate events and scored separately.
- Speed shotgun can be shot with any of these 3 shotguns: '97, '87, or SxS  
**ALL 3 Shotgun types will be awarded 1<sup>st</sup>, 2<sup>nd</sup>, & 3<sup>rd</sup>.**

**[contestants may shoot only one shotgun in the speed shotgun.]**

### **SIDES MATCHES WILL BE SCORED WITH TWO AGE GROUPS**

**MEN/WOMEN 50-69 AND 70+**

#### **SIDE MATCHES– Wed Oct. 11th from 8:45 to 11:30**

Bay 8 – Town Hall	Pocket Pistol/Derringer
Bay 9 – Bank	Speed Pistol/Speed Rifle
Bay 10 - BathHouse	Speed Shotgun
Bay 11 – Livery	.22 Pistol/.22 Rifle
Bay 13 – Shack	Long Range Pistol/Long Range Rifle ( <u>pistol caliber</u> )
E. end of Range	Long Range Lever Rifle

#### **SIDE MATCH INSTRUCTIONS: First run counts for score!**

**Pocket Pistol-** 5 rds.- gun in hands, muzzle touching table. 5 rounds on 1 target.

**Derringer-**2 rds. – gun in hands, muzzle touching table. Engage 1 round on each target.

**Speed Pistol-**5 rounds, each holstered. Hands at default position. Engage targets in a **(4-1-1-4) sweep**, either direction.

**Speed Rifle** -10 rounds – gun in hands. Engage targets in a **(4-1-1-4) sweep**, either direction.

**Speed Shotgun-** 6+ rounds. Shotgun in hands. Engage any order

**.22 Pistol-**5 rds. – gun in hands, muzzle touching table. Single tap Nevada Sweep – L to R.

**.22 Rifle-**10 rds. - in hands, pointing at targets. Double tap Nevada Sweep – Left to Right.

**Long Range Pistol-** 10 rounds- 1 pistol in hands & 1 staged on table. Engage each target in a **(3-4-3-sweep)**. (distance approx. 35 yards)

**Long Range Rifle (pistol caliber)-**10 rounds - rifle in hands. Engage each target in a **(3-4-3-sweep)**. (distance approx. 65 yards)

**Shotgun Challenge** – to be held Friday following Side match awards/Social at Midway Bay.

12+ rds. – in hands. (Flyers, poppers, knock down targets)

**Only one shotgun of your choice for score.**

## **Long Range Single Shot Buffalo Rifle**

### **Round Target 350 yards**

### **Buffalo Target 480 yards**

Open to any single shot buffalo-style rifle of .375 caliber or larger

Any Soule sight or period scope is acceptable.

10 shots for score, only hits are counted; time is used as a tie breaker.

Shooting sequence: One sighter allowed. For black-powder guns, a fouler may be used but NOT shot at either target. If a fouler hits the target, shooter will be disqualified. Shooter starts with open breech, round in hand. At the beep, shooter engages one target five times. Then engage other target five times.

Shooting positions: Prone, sitting or kneeling, cross sticks may be used. Standing is off hand only.

Black powder and smokeless categories. You may only shoot one category.

Men's and Women's Divisions.

## **Long Range Lever Gun Rifle Caliber**

### **Cowboy Target 145 yards**

### **Buffalo Target 145 yards**

Open to any Western-style lever action rifle of rifle caliber (30-30, 38-55, etc.)

Standard Western-style sights or tang sight. Receiver sights and scopes are NOT permitted.

10 shots for score, only hits are counted, time is used as a tie breaker.

Shooting sequence: Load six rounds. The first round is your sighter at either target. DO NOT eject the round. At the beep, engage one target five times. Reload five rounds and engage other target five times.

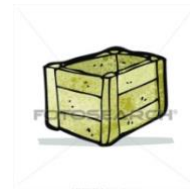
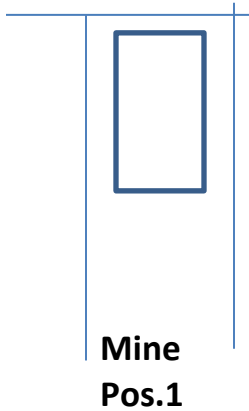
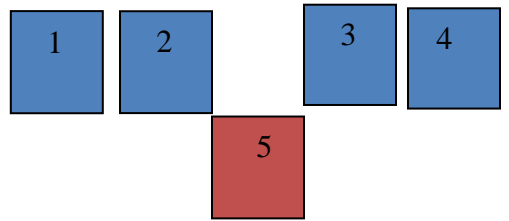

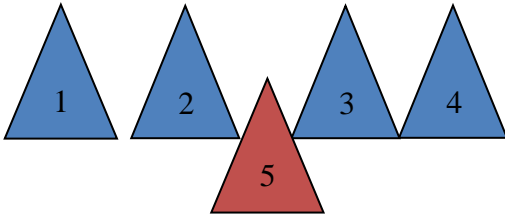
Shooting positions; Kneeling or sitting, cross sticks may be used. Standing is off hand only.

Men's and Women's Divisions.

# HWSG 2023

## STAGE 1 THE MINE

Rifle 10 rounds staged on Mine window table  
Shotgun 4+ rounds staged on ore cart  
Pistols 10 rounds – 5 rounds each holster



Mine  
Pos.1

Position 2

Position 3

Shooter starts in Mine with hands flat on table not touching gun. When ready, shooter says:  
***"This ain't easy!"***

ATB, engage **RIFLE** targets from either end as follows: ie. **R1,R5,R5,R2,R5,R5,R3,R5,R5,R4**.  
At the ore cart, engage **SHOTGUN** targets any order. At right tie pile, engage **PISTOL** targets with rifle instructions.




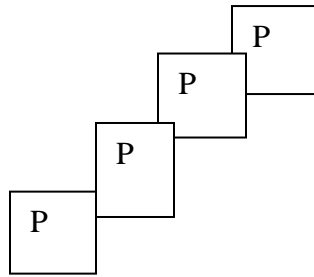
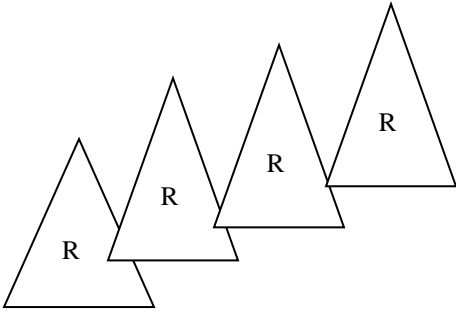
# HWSG 2023

## STAGE 2 - THE WAGON

Shotgun 4+ rounds staged on box

Pistols 10 rounds – 5 rounds each holster

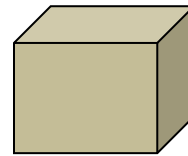
Rifle 10 rounds –staged on wagon



Position 3



Position 2



Position 1

Shooter starts at the box, with **SHOTGUN** in hands. When ready, shooter says:  
***"They're stampeding!"***

**ATB**, engage **SHOTGUN** targets any order. At campfire, engage **PISTOL** targets in a **single tap continuous Nevada sweep from either end**. At the wagon, engage **RIFLE** targets with pistol instructions.

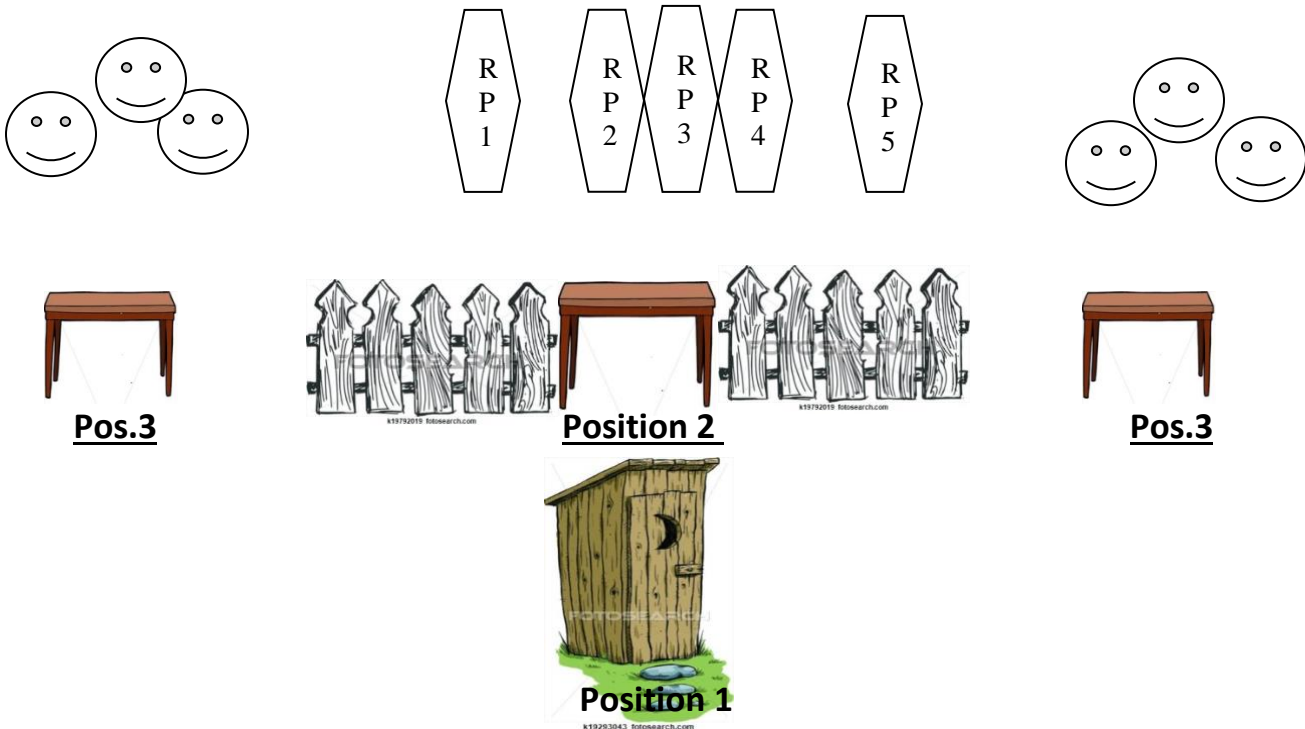
# HWSG 2023

## STAGE 3 OUTHOUSE

Rifle 10 rounds – in hands at door of outhouse

Pistols 10 rounds - 5 rounds each holster

Shotgun 3+ rounds staged on right **OR** left table



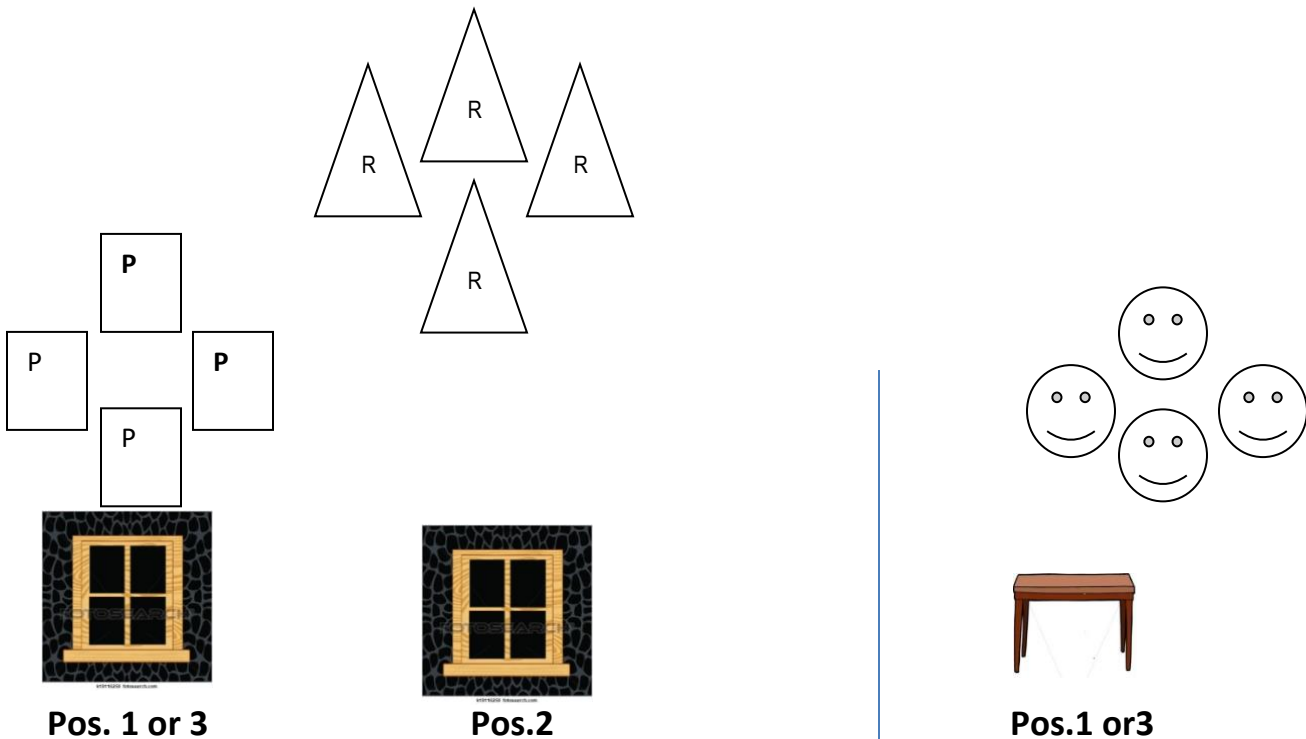
Shooter starts standing with rifle in hands in front of outhouse with one foot touching doorway opening. When ready, shooter says: ***"This ain't a Rattler John!"***

**ATB, engage RIFLE/PISTOL targets with rifle from either end as follows: R/P1, R/P1, R/P2, R/P3, R/P4 – R/P5, R/P5, R/P4, R/P3, R/P2.** At the table, engage **RIFLE/PISTOL** targets with pistols using same instructions as rifle. Move to right **OR** left table and engage **SHOTGUN** targets any order.

# HWSG 2023

## STAGE 4 PONY EXPRESS

Pistols 10 rounds - 5 rounds each holster  
Rifle 10 rounds staged on right window table  
Shotgun 4+ Staged on porch table



**SHOOTER MAY BEGIN WITH PISTOL(S) OR SHOTGUN**

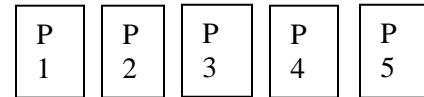

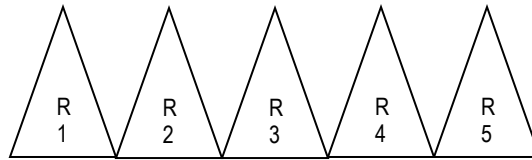
Shooter begins at left window or porch table with arms crossed. When ready, shooter says:  
***"It's getting late!"***

If starting with pistols: **ATB**, engage **PISTOL** targets **starting on rear target and proceeding clockwise with single taps for 10 rounds total**. At right window, engage **RIFLE** targets with same instructions as pistols. Move to porch table and engage **SHOTGUN** targets **starting with rear target and proceeding clockwise**.

# HWSG 2023

## STAGE 5 WESTERN UNION/DESPERADOS RAILROAD

Shotgun 4+ - staged on far left window table  
Rifle 10 rounds staged on center window table  
Pistols 10 rounds - 5 rounds in each holster



Pos. 1



Pos. 2



Pos. 3

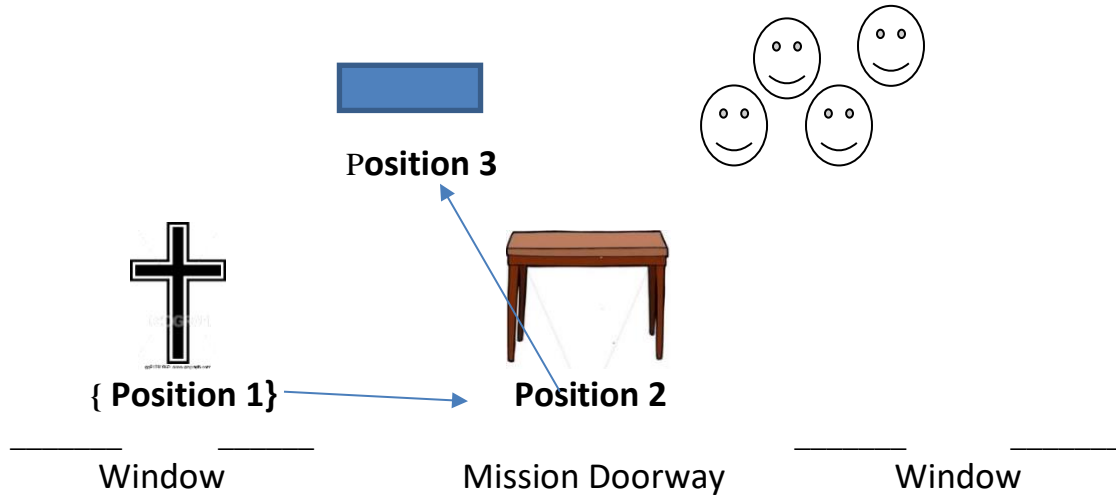
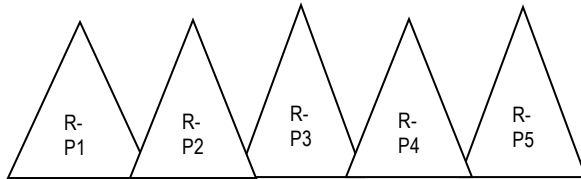
Shooter starts at left window with hands on hat. When ready, shooter says: ***“Hang on to your hat!”***

ATB, engage **SHOTGUN** targets any order. At center window, engage **RIFLE** targets in a **1-2-4-2-1 sweep**: (ie. 1 on R1, 2 on R2, 4 on R3, 2 on R4, 1 on R5) starting from either end. From right window, repeat instructions with **PISTOLS**.

# HWSG 2023

## STAGE 6 MISSION

Rifle 10 rounds staged in hands behind cross  
Shotgun 4+ rounds staged on table in front of doorway  
Pistols 10 rounds - 5 rounds each holster



Shooter starts standing on concrete behind the cross with rifle in hands. When ready, shooter says: ***"Lets end this now!"***

**ATB, engage RIFLE/PISTOL targets: outside, outside, inside, inside, center – center, inside, inside, outside, outside from either end.** Move to table, engage **SHOTGUN** targets any order. Move forward to line and engage **RIFLE/PISTOL** targets with pistols using rifle instructions.

---

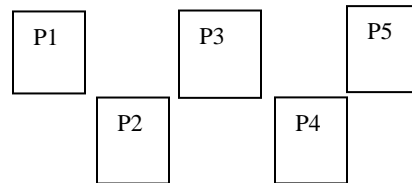

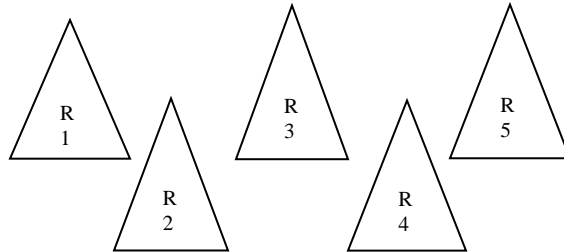
# HWSG 2023

## STAGE 7 SHERIFF OFFICE/JAIL

Pistols 10 rounds - 5 rounds each holster

Rifle 10 rounds - staged on desk

Shotgun 4+ rounds- staged on desk



Position 2 & 3



Position 1


Shooter begins standing in Jail with hands in SASS default position. When ready, shooter says: ***"This ain't fair!"***

**ATB, engage PISTOL targets as follows: P1, P2, P3, P2, P1 – P3, P4, P5, P4, P3.**

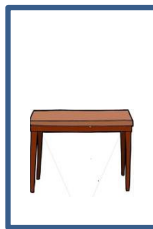
At the desk, engage **RIFLE** targets with pistol instructions. Then engage **SHOTGUN** targets any order.

**HWSG 2023**  
**STAGE 8 TOWN HALL**

Rifle 10 rounds - staged on left window table  
Shotgun 4+ rounds staged on center doorway table  
Pistols 10 rounds - 5 rounds each holster



Position 1



Position 2



Position 3

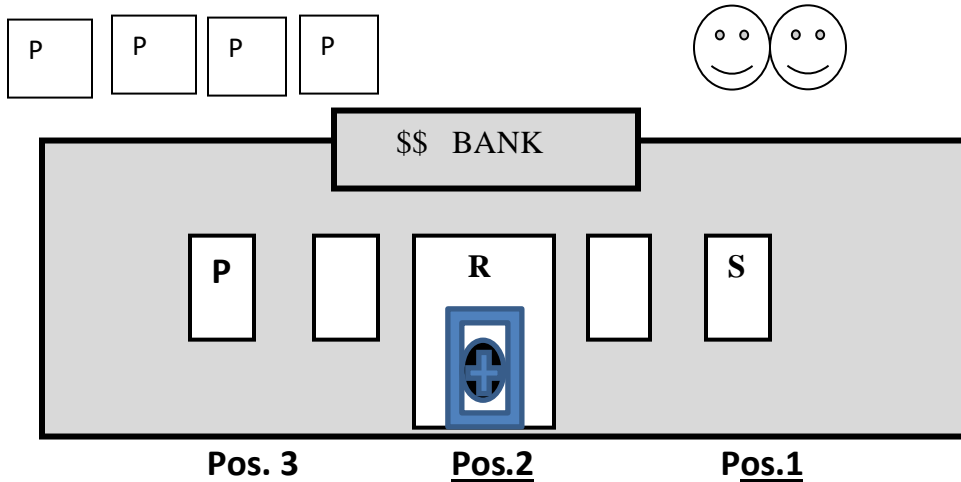
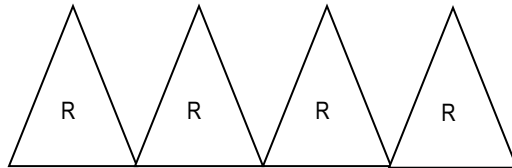
Shooter starts at left window with hands on hips. When ready, shooter says: ***“Bet or fold!”***

**ATB, with RIFLE, engage all rifle targets 3 times each – any order BUT No triple taps on any target! Then engage center target for the 10<sup>th</sup> round.** At doorway table, engage **SHOTGUN** targets any order. At right window, engage **PISTOLS** with rifle instructions.

# HWSG 2023

## STAGE 9 THE BANK

Shotgun 2+ rounds staged on outside right window table  
Rifle 10 rounds staged on safe in doorway  
Pistols 10 rounds - 5 rounds each holster



Shooter starts at far-right window with hands at default. When ready, shooter says:  
***"Hand it over!"***

**ATB**, engage **SHOTGUN** targets any order. At doorway, engage **RIFLE** targets in a **1-4-4-1 sweep** from either direction. At far left window, engage **PISTOL** targets with rifle instructions.



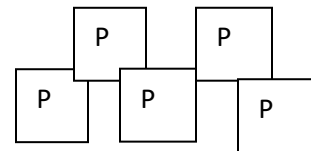

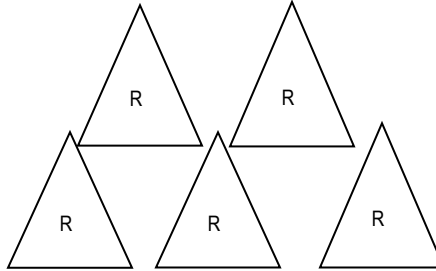
# HWSG 2023

## STAGE 10 BATH HOUSE AND BROTHEL

Shotgun 6+ rounds staged on table at bath house window

Rifle 10 rounds on center table

Pistols 10 rounds – 5 rds. each holster



Position 1 or 3



Position 2



Position 1 or 3

### SHOOTER MAY BEGIN WITH SHOTGUN OR PISTOLS


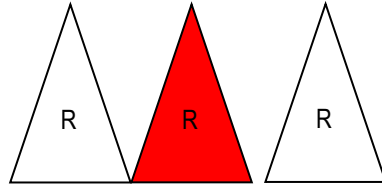
Shooter begins at bath house window or brothel window with hands flat on table. When ready, shooter says: ***"That bath felt so good!"***

If starting with shotgun: **ATB**, engage **SHOTGUN** targets any order. At center table, engage **RIFLE** targets by **alternating the back two targets for 4 rounds then engaging the center front target twice, then alternating the last 4 rounds on the outside front targets**. At the brothel, engage **PISTOL** targets using same instructions as rifle.

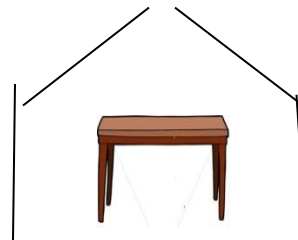
# HWSG 2023

## STAGE 11 DICK'S LIVERY

Pistols 10 rounds - 5 rounds each holster  
Shotgun 4+ rounds – staged on table in barn  
Rifle 10 rounds staged on table in barn



**Position 1**



**Position 2 & 3**

Shooter starts at corral (Position 1), hands on both guns. When ready, shooter says:  
***“Bring my horse!”***

**ATB**, engage PISTOL targets in a **continuous single tap Nevada Sweep** but **double tapping the center Red target each time starting from either end**. Move to barn and engage SHOTGUN targets any order. Then engage RIFLE targets with pistol instructions.

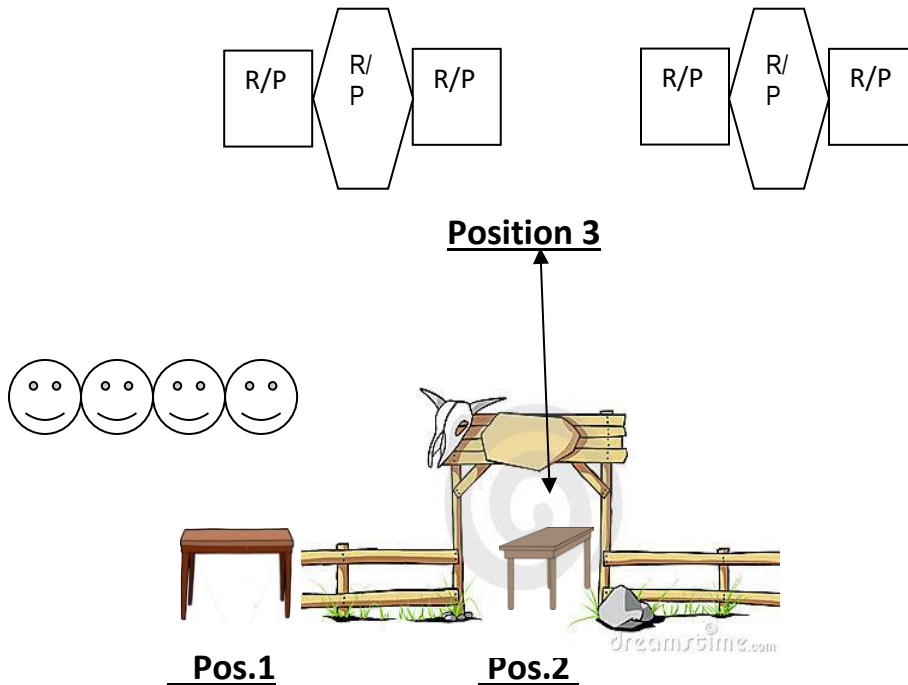
# HWSG 2023

## STAGE 12 CEMETERY

Shotgun 4+ rounds staged on left table

Rifle 10 rounds staged on table inside cemetery entrance

Pistols 10 rounds – 5 rounds each holster



**\*Note: Leave long guns pointing at berm**

Shooter starts with hands on shotgun on the left table. When ready, shooter says:  
"Ghost riders?"

**ATB, engage SHOTGUN targets any order. With RIFLE, engage rifle/pistol targets as follows: 2 – 1 - 2 sweep on the left targets starting on the left then 2 – 1 – 2 sweep on the right targets starting on the right.** From downrange marker, with **PISTOL(S)**, engage pistol/rifle targets with same instructions as rifle.

# HUNTSMAN WORLD SENIOR GAMES 2023

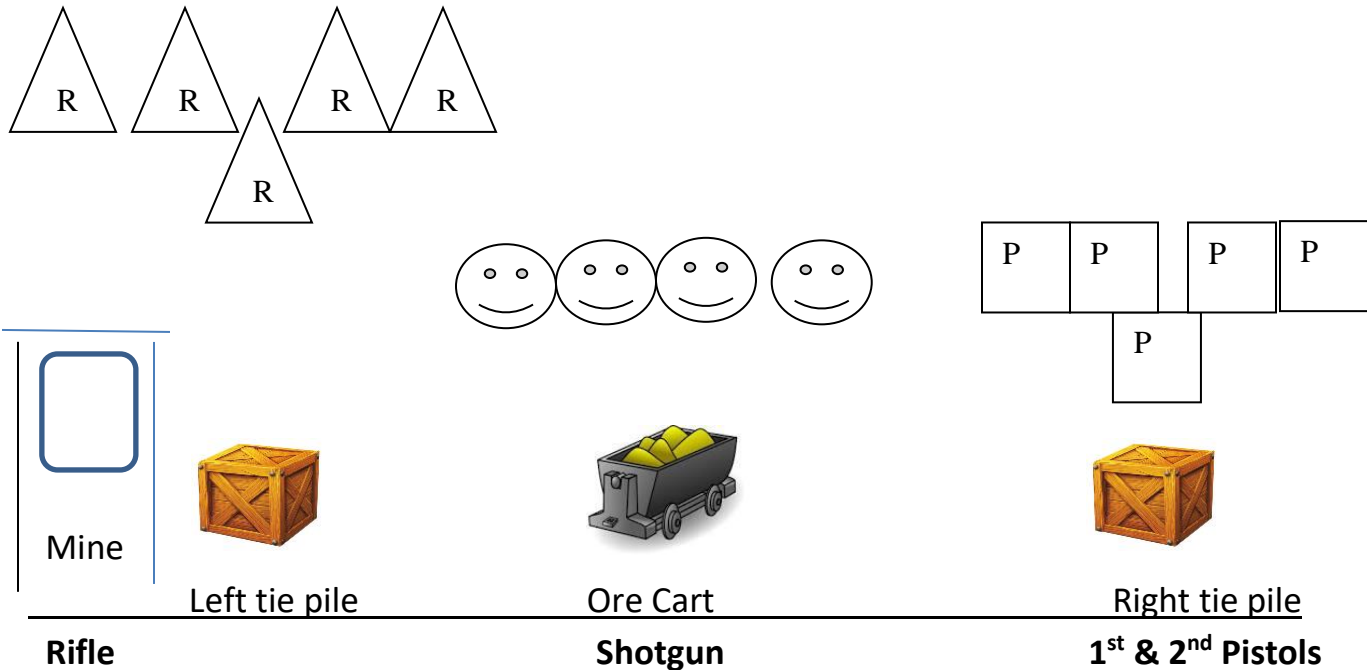
## 4 PERSON TEAM SHOOT/BAY 1 – THE MINE

**1<sup>st</sup> Pistol**-10 rounds (5 rounds each holster) **hands on PISTOLS(S)** standing behind Right tie pile

**Rifle** -- 10 rounds, **RIFLE in hands**, standing at window in Mine (Restage on window table)

**Shotgun** - 4+ **SHOTGUN in hands**, standing behind Ore Cart (Restage on Ore Cart)

**2<sup>nd</sup> Pistol**-10 rounds (5 rounds each holster) **standing** behind 1<sup>st</sup> Pistol shooter



All shooters start in their designated positions - **Hands on Pistol(s) & Long gun in hands.**

**RIFLE & PISTOL(S): Double tap front target - then double tap rear targets – either direction.**

At the buzzer: **1<sup>st</sup> Pistol shooter** engages **PISTOL** targets per instructions. Reholster, move back! (2<sup>nd</sup> Pistol shooter moves forward; with hands on pistol(s), wait for last **shotgun** round).)

As soon as last pistol round is fired, **Rifle shooter** engages **RIFLE** targets - per instructions.

As soon as last rifle round is fired, **Shotgun shooter** engages **SHOTGUN** targets - any order.

As soon as last shotgun target falls, **2<sup>nd</sup> Pistol shooter** engages **PISTOL** targets per instructions.

# HUNTSMAN WORLD SENIOR GAMES 2023

## 6 PERSON TEAM SHOOT/BAY 2- THE WAGON

**1<sup>ST</sup> Shotgun** 2+ rounds, **Gun & shells in hands**, standing behind box.

**1<sup>ST</sup> Pistol** 10 rounds (5 rounds each holster) **Hands on pistol(s)**, standing behind campfire.

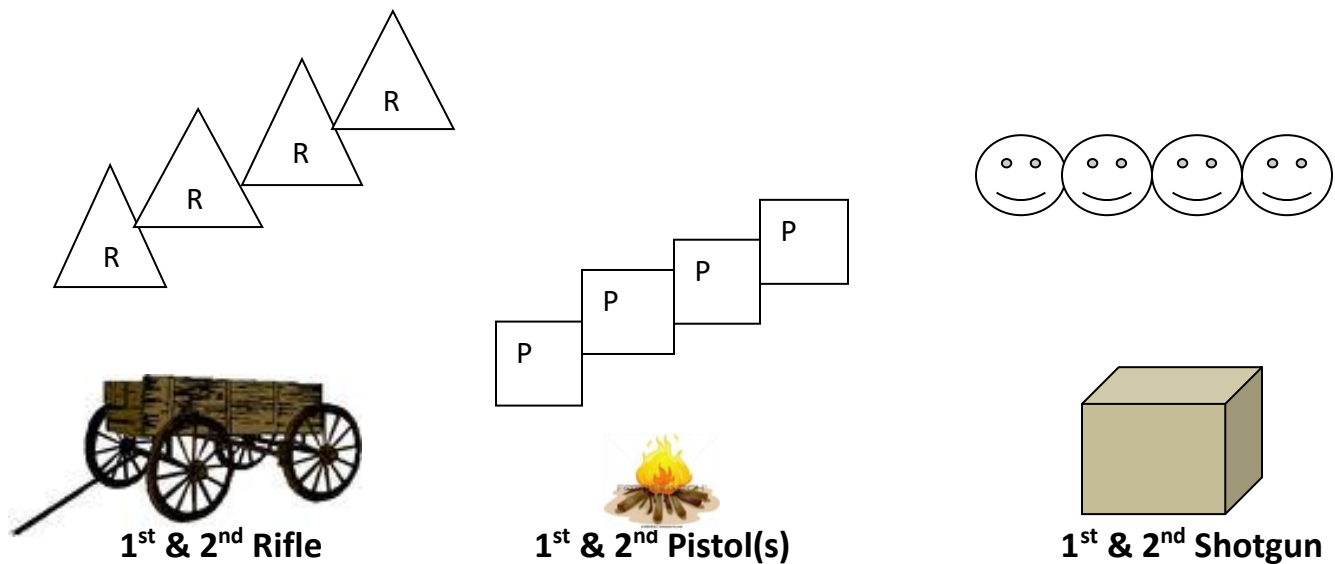
**1<sup>ST</sup> Rifle** 10 rounds, **Gun in hands**, standing behind wagon

**2<sup>ND</sup> Pistol** 10 rounds (5 rounds each holster) - stands behind 1<sup>ST</sup> Pistol shooter.

**2<sup>ND</sup> Rifle** 10 rounds, Staged on wagon (standing behind 1<sup>ST</sup> Rifle shooter)

**2<sup>ND</sup> Shotgun** 2+ rounds (shells in hand) **shotgun staged on box** (2<sup>ND</sup> shotgun shooter standing behind 1<sup>ST</sup> Shotgun shooter)

**All shooters begin their sequence as soon as the previous shooter has completed their sequence.**



### **RIFLE & PISTOLS – DUMP 5 ROUNDS EACH ON THE 2 OUTSIDE TARGETS**

**At the buzzer: 1<sup>ST</sup> Shotgun Shooter:** Shotgun & shells in hands at box. **(DON'T load til buzzer)**

**1<sup>ST</sup> Pistol Shooter:** Hands on guns - at campfire.

**1<sup>ST</sup> Rifle Shooter:** Rifle in hands standing behind wagon.

**1<sup>ST</sup> Shotgun,** engage 2 targets til down. Restage on box & move back.

**1<sup>ST</sup> Pistol(s),** engage targets, reholster. Move back.

**1<sup>ST</sup> Rifle,** engage targets, restage on wagon. Move back.

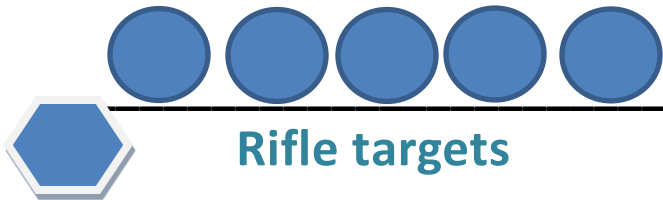
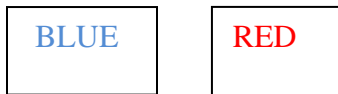
**2<sup>ND</sup> Pistol(s),** engage targets, reholster.

**2<sup>ND</sup> Rifle,** engage targets, restage on wagon.


**2<sup>ND</sup> Shotgun,** engage 2 remaining targets til down **(DON'T LOAD TIL AFTER 10<sup>TH</sup> RIFLE ROUND)**

# HUNTSMAN WORLD SENIOR GAMES 2023

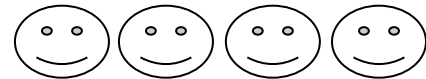
## TOP GUN SHOOT OFF/MIDWAY BAY



Rifle targets



Rifle targets



Pistol targets



Pistol targets



- Pistols 10 rounds (5 each holstered)
- Rifle 10 + 1 reload round - rifle staged on table
- Shotgun 4+ rounds staged on table

Both shooters start on their side with hands at SASS default. At the buzzer, engage **PISTOL** targets, in a (2-1-2) sweep either direction. **Repeat & Reholster.**

Engage **SHOTGUN** targets, any order. Must fall to count.

With **RIFLE**, engage plate rack for 5 rounds, then dump 5 rounds on end Rifle target. **Reload** 1 round from body and engage large, stop-plate Rifle target in center.

Plate on bottom is the Winner OR Shooter with fewest misses is the Winner.

## **Costume Contest Categories**

---

Best Character of the West – (Male & Female)

Best Dressed Gentleman

Best Dressed Lady

Best Dressed Couple

Judges Choice

All Categories may have 1<sup>st</sup>, 2<sup>nd</sup> & 3<sup>rd</sup> winners (*except Judges Choice*)

*Costume Judging to start at 5:00 - Saturday evening*

---

## **SAVE THE DATES FOR 2024!!**

**Western Territorial Wild Bunch – April 22<sup>nd</sup> & 23<sup>rd</sup>, 2024**

**SASS FOUR CORNERS REGIONAL**

**APRIL 24<sup>th</sup> – 27<sup>th</sup>, 2024**

And the

**HUNTSMAN WORLD SENIOR GAMES**

**OCTOBER 7<sup>th</sup>-12<sup>th</sup>, 2024**

## **A GREAT BIG THANK YOU!!!!**

To all the Dixie Desperados who prepare and host this major event.

Thanks also to the Huntsman World Senior Games staff for their on-going, enthusiastic support.

And, finally, thanks to this year's cowboy action participants who provided their competitive spirit, camaraderie and helpful assistance. We couldn't have done it without all of YOU! See ya'll next year!!

**Bit Younger and the Dixie Desperados**

A special thank you  
to



at the **Hilton Garden Inn** -  
our Banquet Sponsor  
for the

***2023 Huntsman  
World Senior Games  
Cowboy Action Event***