



EMTEK®




The background of the page features a collection of EMTEK electronic lock components. In the upper left, there is a black handle with a gold-colored T-shaped lever. Below it, a black rectangular keypad is visible, featuring the EMTEK logo at the top and a numeric keypad with a checkmark, zero, and gear icon. To the right, a black cylindrical lock body is shown. At the bottom, a gold-colored circular backplate is visible with a black handle. A vertical green bar runs along the right side of the image area.

# ELECTRONIC LOCK

ENTRY SETS, DEADBOLTS & LEVERSETS



TEXAS  
WOOD SUPPLY



## OWNER/DESIGNER TESTIMONIAL

“Having remote, keyless access for guests was essential for our vacation property, but we were unwilling to compromise the design-driven nature of our project. The EMPowered™ SMART Lock was ideal for this, as we were able to pair it with a stylish EMTEK entry set.”

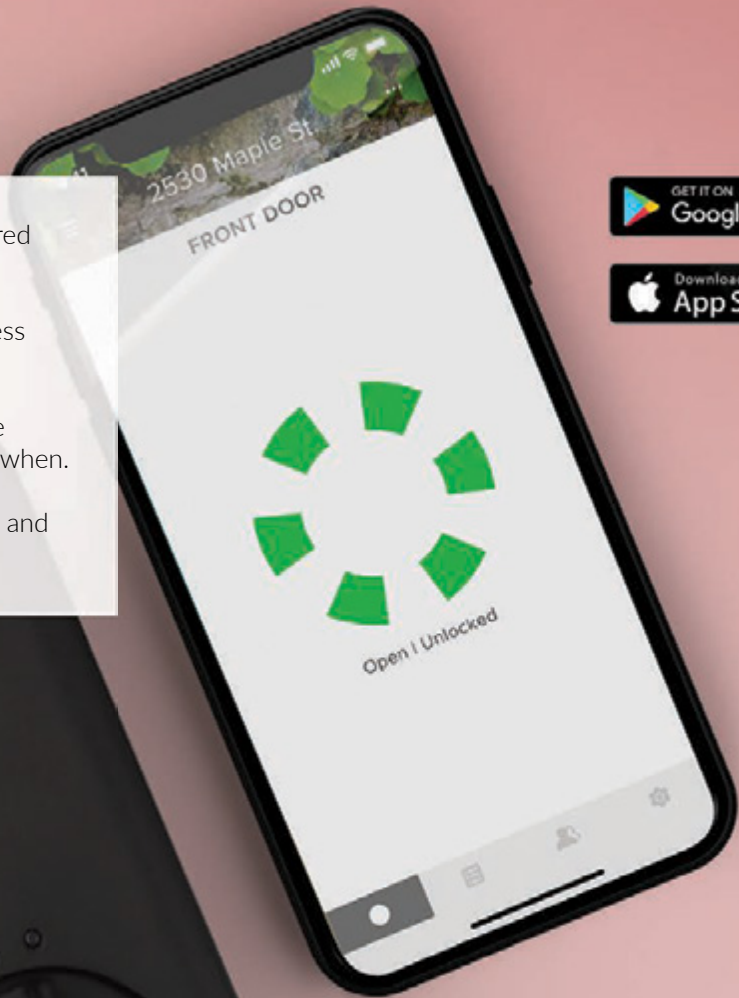
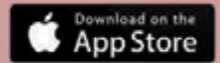
- Carlos Naude, Working Holiday Studio

## Works with Yale Access

Yale Access offers you trusted everyday convenience and security for your entire home, through smart security products and the easy-to-use Yale Access app.

- Know that your home and belongings are secured from anywhere using the Yale Access app.
- Share permanent, scheduled or temporary access with the people you trust.
- View a 24/7 activity feed, and receive real-time notifications, so you know who has access and when.
- Manage all of your Emtek, Yale or August Wi-Fi and Bluetooth products from one easy-to-use app.

# EMTEK®





Design Credit: Racheal Jackson @banyanbridges



**Unlocks Automatically**

The lock will unlock as you approach, when you have your phone on you.



**Control from Anywhere**

Lock, unlock, share access, see who comes and goes & more using your app, from anywhere.



**Share Access**

Create entry codes and virtual keys to share with people you trust.



**DoorSense™**

Includes DoorSense™, a sensor that tells you if your door is securely closed.



**Voice Compatible**

Lock, unlock and check lock status with Amazon Alexa, Google Assistant or Siri.



**Locks Automatically**

Enable auto lock to ensure your door always locks behind you.

**What's Included**




**Pre-Installed Module**  
Allows your lock to communicate with the Yale Access app



**Connect Wi-Fi Bridge**  
A secure way to remotely access your lock



Surface Mount

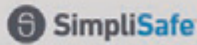



Flush Mount

or

**DoorSense™**

Checks the status of your door and tells you if your door is securely closed and locked





AUTO-LOCK

## Auto-Unlock

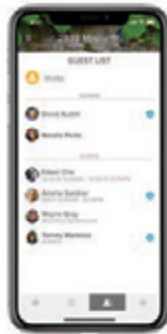
Auto-Unlock provides added convenience when you arrive home and relies on your phone's Bluetooth, Wi-Fi and GPS to know if you're home or away.

Yale Access uses two modes to enable Auto-Unlock to function: **Home Mode** and **Away Mode**. These modes indicate where Auto-Unlock thinks you are: at home or away from home.

When you are at home (in **Home Mode**), Auto-Unlock is not actively doing anything. It is waiting until you leave home.

When you approach your door, Auto-Unlock will unlock your door via Bluetooth. This means Auto-Unlock cannot operate your lock when you are away from home.

You are considered away from home when you leave your immediate neighborhood, which is about 200 meters, or a couple city blocks. It is only active when you return to your home area.



VIRTUAL KEYS



AUTO-UNLOCK



**Lock & Unlock**  
Use the app to lock or unlock with your smart phone



**Works with August Doorbells**  
Answer your door from anywhere with crisp, streaming video



**Family & Guests**  
Share access to your home with the people you trust



**Lock Settings**  
Customize your lock via the August app



**Activity Log**  
Monitor your door from anywhere, anytime



**Voice Commands**  
"Hey Siri, lock my door" Use your voice with Amazon Alexa, Google Assistant & Siri



## EMPowered™ Motorized Smart Keypad Deadbolt

Shown in Satin Nickel (US15) finish



EXTERIOR TRIM

INTERIOR TRIM

## EMPowered™ SMART Keypad Lock

The **EMPowered™ Motorized Smart Keypad Lock - Works with Yale Access** is a sleek and modern smart deadbolt that features a backlit touchscreen keypad so even when you don't have your phone, you can unlock your door by entering your 4-8 digit entry code on the keypad. Lock the door behind you by simply tapping the keypad.

Finish Options:



US10B US14 US15 US19 US26

- **Handing Not Required. Specify Exterior or Interior for Split Finish.**
- Standard door prep 2 1/8" bore. Fits door thickness of 1 1/2" - 2 1/4".
- Complete set includes both 2 3/4" and 2 3/4" latches, strike plates and 4 AA batteries.
- EMPowered™ Deadbolt only available with square corner latch face plate.
- Emtek's standard mechanical and finish warranties apply, along with a two (2) year warranty on electronic components.

## EMPowered™ Motorized Smart Keypad Entry Set

Shown in Polished Chrome (US26) with Baden Grip and Helio Lever\*



EXTERIOR TRIM

INTERIOR TRIM

## EMPowered™ Motorized Smart Keypad Entry Set

Shown in Flat Black (US19) with Ares Grip and Aston Lever\*



EXTERIOR TRIM

INTERIOR TRIM

Finish Options:



US10B US14 US15 US19 US26

\* **Handing Required if Lever Used Inside. Specify Exterior or Interior for Split Finish.**

- Standard door prep 2 $\frac{3}{4}$ " bore. Fits standard door thickness of 1 $\frac{1}{2}$ ". Specify if thicker up to 2 $\frac{1}{4}$ ".
- Complete set includes both 2 $\frac{3}{8}$ " and 2 $\frac{1}{4}$ " latches, strike plates and 4 AA batteries.
- EMPowered™ Deadbolt only available with square corner latch face plate.
- Emtek's standard mechanical and finish warranties apply, along with a two (2) year warranty on electronic components.

## EMPowered™ Motorized Smart Keypad Entry Set

Shown in Satin Nickel (US15) with Franklin Grip and Turino Lever\*



EXTERIOR TRIM

INTERIOR TRIM

## EMPowered™ Motorized Smart Keypad Entry Set

Shown in Oil Rubbed Bronze (US10B) with Hamden Grip with Merrimack Lever\*



EXTERIOR TRIM

INTERIOR TRIM

Finish Options:



US10B US14 US15 US19 US26

- \* **Handing Required if Lever Used Inside. Specify Exterior or Interior for Split Finish.**
- Standard door prep 2 $\frac{3}{4}$ " bore. Fits standard door thickness of 1 $\frac{1}{2}$ ". Specify if thicker up to 2 $\frac{1}{4}$ ".
  - Complete set includes both 2 $\frac{3}{8}$ " and 2 $\frac{1}{4}$ " latches, strike plates and 4 AA batteries.
  - EMPowered™ Deadbolt only available with square corner latch face plate.
  - Emtek's standard mechanical and finish warranties apply, along with a two (2) year warranty on electronic components.





## EMPowered™ Motorized Smart Lock Upgrade Entry Set

### EMPowered™ SMART Lock Upgrade for EMTEK Keyed Products

The **EMPowered™ Motorized Smart Lock Upgrade - Works with Yale Access** is an unobtrusive smart lock unit that replaces the interior deadbolt trim of our many decorative keyed entry sets, deadbolts, and sideplates, simply converting and upgrading a standard lock into a smart-enabled lock.

Finish Options:



US10B US14 US15 US19 US26



**Baden Entry Set**  
with Dumont Lever



**Davos Entry Set**  
with Helios Lever



**Lausanne Entry Set**  
with Myles Lever



**Ares Entry Set**  
with Round Knob



**Apollo Entry Set**  
with Stuttgart Lever



**Orion Entry Set**  
with Geneva Lever

**EMPowered™ Motorized Smart Lock Upgrade Deadbolt**

**EMPowered™ Motorized Smart Lock Upgrade Sideplate**



**Square Deadbolt**



**Neos Deadbolt**



**Modern 5-1/2" C-to-C Keyed Sideplate with Helios Levers**



**Quincy 5-1/2" C-to-C Keyed Sideplate with Norwich Knobs**



**#8 Deadbolt**



**Quincy Deadbolt**



**Colonial 5-1/2" C-to-C Keyed Sideplate with Lowell Glass Knobs**



**Delaware 5-1/2" C-to-C Keyed Sideplate with Waverly Knobs**



**Rope Deadbolt**



**Wilshire Deadbolt**



**Rope 5-1/2" C-to-C Keyed Sideplate with Rope Knobs**



# 13K+

COMBINATIONS

When combined with finishes + knobs/levers

With a range of different integration features, from voice command to remote access locking and unlocking from anywhere in the world via the August app, the **EMPowered™ SMART Lock Upgrade** provides modern technology in a frills-free package.

EMPowered™ SMART Lock Upgrade products currently available:

**26**  
ENTRY SETS

**15**  
DEADBOLTS

**6**  
SIDEPLATES



## EMTouch™ Electronic Keypad Entry Set

Shown in Flat Black (US19) finish with Athena Lever\*



EXTERIOR TRIM

INTERIOR TRIM

Finish Options:



US4

US10B

US14

US15

US19

US26

\* **Handing Required if Lever Used Inside.** Fits any door between 1 $\frac{3}{4}$ " to 2 $\frac{1}{4}$ " thick with a 2 $\frac{1}{8}$ " bore standard door prep. Standard latch is for 2 $\frac{3}{4}$ " backset. Specify 2 $\frac{1}{4}$ " backset if required. Complete set includes latch and strike plate.

## EMTouch™ Electronic Keypad Deadbolt

Shown in Oil Rubbed Bronze (US10B) finish



EXTERIOR TRIM      INTERIOR TRIM

## EMTouch™ Electronic Keypad Leverset

Shown in Oil Rubbed Bronze (US10B) finish with Triton Levers\*



EXTERIOR TRIM      INTERIOR TRIM

## EMTouch™ Electronic Keypad Deadbolt

Shown in Satin Nickel (US15) finish



EXTERIOR TRIM      INTERIOR TRIM

## EMTouch™ Electronic Keypad Leverset

Shown in Satin Nickel (US15) finish with Helios Levers\*



EXTERIOR TRIM      INTERIOR TRIM

Finish Options:



US4      US10B      US14      US15      US19      US26

\* **Handing Required if Lever Used Inside.** Fits any door between 1¾" to 2¼" thick with a 2½" bore standard door prep. Standard latch is for 2¾" backset. Specify 2¼" backset if required. Complete set includes latch and strike plate.



## EMTouch™ Classic Style Electronic Keypad Entry Set

Shown in Satin Nickel (US15) finish with Elan Lever\*



EXTERIOR TRIM

INTERIOR TRIM

Finish Options:



US3 US10B US15

\* **Handing Required if Lever Used Inside.** Fits any door between 1¼" to 2¼" thick with a 2½" bore standard door prep. Standard latch is for 2¾" backset. Specify 2¼" backset if required. Complete set includes latch and strike plate.

## EMTouch™ Classic Style Electronic Keypad Deadbolt

Shown in Satin Nickel (US15) finish



EXTERIOR TRIM

INTERIOR TRIM

## EMTouch™ Classic Style Electronic Keypad Leverset

Shown in Oil Rubbed Bronze (US10B) finish with Wembley Levers\*



EXTERIOR TRIM

INTERIOR TRIM

## EMTouch™ Classic Style Electronic Keypad Deadbolt

Shown in Oil Rubbed Bronze (US10B) finish



EXTERIOR TRIM

INTERIOR TRIM

## EMTouch™ Classic Style Electronic Keypad Leverset

Shown in Satin Nickel (US15) finish with Milano Levers\*



EXTERIOR TRIM

INTERIOR TRIM

Finish Options:



US3

US10B

US15

\* **Handing Required if Lever Used Inside.** Fits any door between 1 $\frac{3}{4}$ " to 2 $\frac{1}{4}$ " thick with a 2 $\frac{1}{8}$ " bore standard door prep. Standard latch is for 2 $\frac{3}{8}$ " backset. Specify 2 $\frac{3}{4}$ " backset if required. Complete set includes latch and strike plate.



## Modern Style Electronic Keypad Entry Set

Shown in Satin Nickel (US15) finish with Helios Lever\*



EXTERIOR TRIM

INTERIOR TRIM

Finish Options:



US10B US15 US19 US26

\* **Handing Required if Lever Used Inside.** Fits any door between 1¼" to 2¼" thick with a 2½" bore standard door prep. Standard latch is for 2¾" backset. Specify 2¾" backset if required. Complete set includes latch and strike plate.



## Modern Style Electronic Keypad Deadbolt

Shown in Oil Rubbed Bronze (US10B) finish



EXTERIOR TRIM

INTERIOR TRIM

## Modern Style Electronic Keypad Leverset

Shown in Polished Chrome (US26) finish with Stuttgart Levers\*



EXTERIOR TRIM

INTERIOR TRIM

## Modern Style Electronic Keypad Deadbolt

Shown in Polished Chrome (US26) finish



EXTERIOR TRIM

INTERIOR TRIM

## Modern Style Electronic Keypad Leverset

Shown in Satin Nickel (US15) finish with Helios Levers\*



EXTERIOR TRIM


INTERIOR TRIM

Finish Options:



US10B US15 US19 US26

\* **Handing Required if Lever Used Inside.** Fits any door between 1 3/4" to 2 1/4" thick with a 2 1/8" bore standard door prep. Standard latch is for 2 3/4" backset. Specify 2 1/4" backset if required. Complete set includes latch and strike plate.



## Sandcast Bronze Style Electronic Keypad Entry Set

Shown in Medium Bronze (MB) finish with Teton Lever\*



EXTERIOR TRIM

INTERIOR TRIM

Finish Options:



FB

MB

\* **Handing Required if Lever Used Inside.** Fits any door between 1¼" to 2¼" thick with a 2½" bore standard door prep. Standard latch is for 2¾" backset. Specify 2¾" backset if required. Complete set includes latch and strike plate.

## Sandcast Bronze Style Electronic Keypad Deadbolt

Shown in Flat Black (FB) finish



EXTERIOR TRIM    INTERIOR TRIM

## Classic Style Electronic Keypad Deadbolt

Shown in Oil Rubbed Bronze (US10B) finish



EXTERIOR TRIM    INTERIOR TRIM

## Sandcast Bronze Style Electronic Keypad Leverset

Shown in Medium Bronze (MB) finish with Durango Levers\*



EXTERIOR TRIM    INTERIOR TRIM

## Sandcast Bronze Style Electronic Keypad Leverset

Shown in Oil Rubbed Bronze (US10B) finish with Cortina Levers\*




EXTERIOR TRIM    INTERIOR TRIM

Finish Options:



FB    MB

Finish Options:



US3    US10B    US15

\* **Handing Required if Lever Used Inside.** Fits any door between 1 3/4" to 2 1/4" thick with a 2 1/8" bore standard door prep. Standard latch is for 2 3/8" backset. Specify 2 3/4" backset if required. Complete set includes latch and strike plate.



Design Credit: Bonnie Christine @bonniechristine

## EMTouch™ and Emtek Classic Styles Electronic Keypad Locksets

Installs easily with only a Phillips head screwdriver.

- Fits any door between 1¾" to 2¼" thick with a 2⅜" bore standard door prep. Adaptors available for brass deadbolts and leversets to fit doors between 1⅝" and 1⅞" thick.
- Easy to use installation and programming instructions included.
- Factory programmed with 2 unique, secure user codes for use right out of the box.
- Can be programmed with up to 20 user codes of your choice.
- Programming changes can be made easily using the keypad.
- Keypad has a protective coating to prevent wear patterns.
- Illuminated keypad for easy and quick operation after dark.
- Low battery indicator lets you know when it's time to change the battery.
- Emtek's standard mechanical and finish warranties along with a 2 year warranty on electronic components.



Passage Function  
Shown in Passage Mode



Storeroom/Gate  
Function



### Passage Function in Locked Mode

- Outside lever always locked
- Entry by code or key only
- Inside lever always free



### Passage Function in Passage Mode

- Outside lever always free
- Entry by operating lever, no code or key required
- Inside lever always free



### Storeroom Function

- Outside lever always locked
- Entry by code or key only
- Inside lever always free

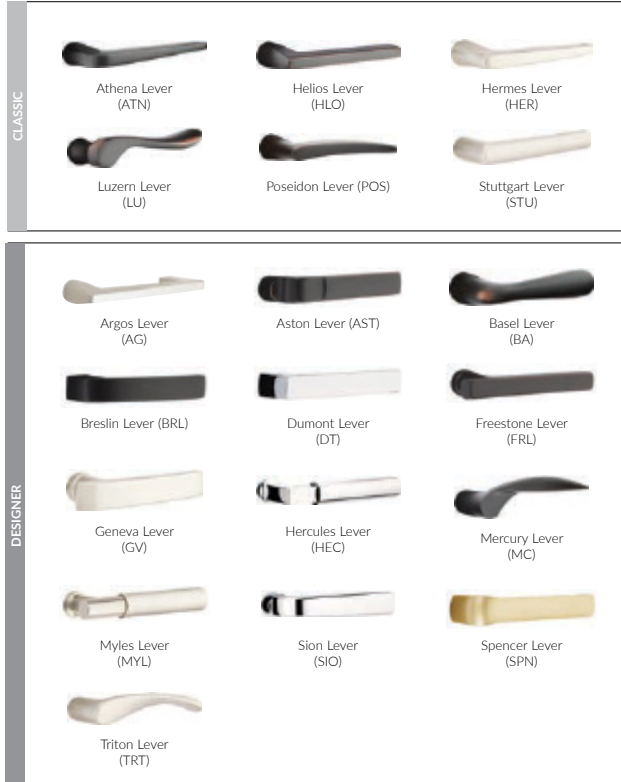
EMTouch™ and all Emtek Keypad Locksets are covered by the following patents:

U.S. patents	Canadian patents
8,176,761	2,698,041
8,141,400	2,789,278
	2,789,280

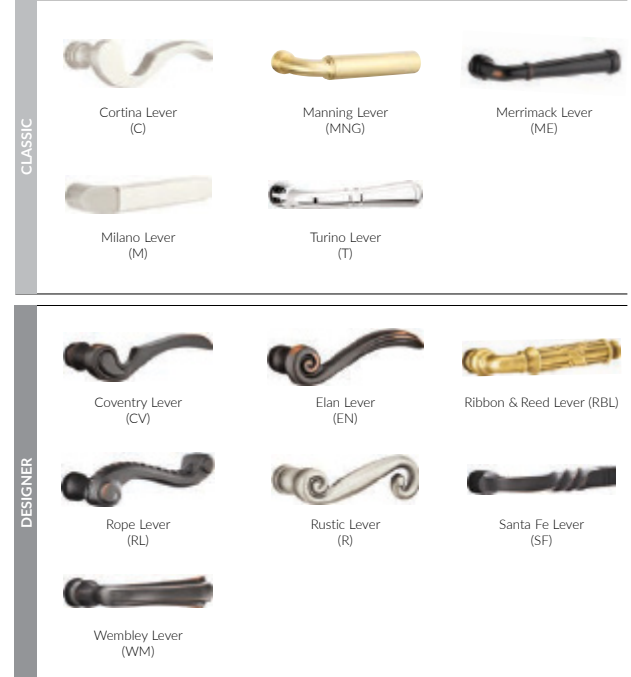
**SELECT BRASS**



**MODERN BRASS**



**TRADITIONAL AND TRANSITIONAL BRASS**



**ARTS & CRAFTS BRASS**



**SANDCAST BRONZE**





Design Credit: Julia Reynolds @wellneshedhome

**EMTEK**

**TEXAS**  
**WOOD** SUPPLY



**DONNA**

940 W EXPY 83  
DONNA, TX 78537  
(956) 464-3371

**MISSION**

2400 W INTERSTATE HWY 2  
MISSION, TX 78572  
(956) 519-1700

**BROWNSVILLE**

4668 RUBEN M. TORRES BLVD  
BROWNSVILLE, TX 78526  
(956) 831-0340

**LAREDO**

6412 POLARIS DRIVE  
LAREDO, TX 78041  
(956) 723-0026

**CORPUS CHRISTI**

6525 AYERS ST  
CORPUS CHRISTI, TX 78415  
(361) 857-7770

**HOUSTON**

3485 W 12th ST  
HOUSTON, TX 77008  
(713) 842-7102

**SAN ANTONIO**

2233 NW LOOP 410  
SAN ANTONIO, TX 78230  
(210) 905-0005

[www.texaswoods supply.com](http://www.texaswoods supply.com)