



Flat Panel Collection

Molded Interior Doors






The Look of Wood at a Molded Door Price


FIVE STYLES THAT ELEVATE ANY SPACE

Clean lines and sleek design distinguish our Shaker-style interior doors. Birkdale™ (shown above) is the newest member of the JELD-WEN® Flat Panel Collection of molded interior doors, the largest selection of Shaker-style molded interior doors on the market today.


TEXAS
WOOD SUPPLY



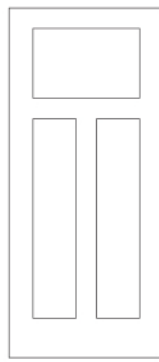
MADISON®




MONROE®



BIRKDALE™



CRAFTSMAN III™



CONMORE®

FEATURES

- Prefinished or primed and ready to paint
- Widths: 1'0"–3'0"
- Heights: 6'8", 7'0" or 8'0"*
- Panel thickness: 1-3/8" or 1-3/4"
- JELD-WEN exclusive Craftsman sticking on 4 designs**
- Hollow core or ProCore™ solid core
- ADA-compliant 10" bottom rail
- Optional 20-minute fire-rated door panel
- Bifold widths: 1'6"–6'0"
- UL GREENGUARD Gold Certified
- Five-Year Limited Warranty†

PAINT OR STAIN PREFINISHING AVAILABLE

PAINTS



WOODVIEW™ COLLECTION STAINS **



STATEMENT™ COLLECTION STAINS **



*Craftsman III™ and Conmore® styles available in 6'8" and 7'0" heights only

**Not available with Conmore® style

†For warranty details, visit jeld-wen.com, scroll over Product Support and select Warranty Information.



JELD-WEN® Shaker-style interior doors, including the new Birkdale™, work easily with our DesignGlide™ soft-close barn door hardware to create a distinctive, modern look.

For more information, contact your JELD-WEN sales representative today.



For a complete copy of JELD-WEN's Limited Warranty and care and maintenance information, please visit jeld-wen.com or jeld-wen.ca or contact JELD-WEN at 1-888-JWHelpU (1-888-594-3578).

©2018 JELD-WEN, Inc. This publication and its contents are owned by or licensed to JELD-WEN, Inc. or its affiliates, and are protected by copyright, trademark, and other laws. Unauthorized use or duplication is prohibited. JELD-WEN reserves the right to change product specifications without notice. Please visit our website at jeld-wen.com for current information. All rights reserved.
10-96719-1 06/18



DONNA

940 W EXPY 83
DONNA, TX 78537
(956) 464-3371

MISSION

2400 W INTERSTATE HWY 2
MISSION, TX 78572
(956) 519-1700

BROWNSVILLE

4668 RUBEN M. TORRES BLVD
BROWNSVILLE, TX 78526
(956) 831-0340

LAREDO

6412 POLARIS DRIVE
LAREDO, TX 78041
(956) 723-0026

CORPUS CHRISTI

6525 AYERS ST
CORPUS CHRISTI, TX 78415
(361) 857-7770

HOUSTON

3485 W 12th ST
HOUSTON, TX 77008
(713) 842-7102

SAN ANTONIO

2233 NW LOOP 410
SAN ANTONIO, TX 78230
(210) 905-0005