


*Life  
with  
McKee*







ANGLER

## Angler. For the sport of your whole life.

If fishing is your sport, the 14-foot Angler will be your pride and joy. Bow light is offset for mounting trolling motor. Folding-back "Bass" type seat behind console is permanently mounted, other two have adjustable pedestals and removable bases. Aft platform has 2 bait boxes and room for 2 portable 6 gal. tanks and batteries. This is the ideal bass boat for inland and coastal waters.



ARUBA



CAT CAY



KINGSTON



TRINIDAD



MONTEGO

Cat Cay



## Fourteen. Lots of room for choice.

You can have your 14-footer five ways. Each model has plenty of room for comfort and convenience as a one-person sport or family fun boat. Pick the interior arrangement that best suits the boating life you have in mind. The Aruba is the real show-off with dual consoles, walk-thru windshield, center flap and bow and stern lights. All five have mechanical steering and running lights. And all feature an up-front ice chest. Bare hull model is also available.


ICE CHEST






## Sixteen. Three distinct personalities.


Sixteen feet of seaworthiness with small lake and cove maneuverability. Three interior choices, from the Waccamaw's sporty twin console to the Santee's versatile side console design, meet anyone's requirements. The Cape Fear, featuring a center console, is the one for offshore fishing. These new additions to the McKee fleet were designed to satisfy popular demand for 16-footers. And they do. Admirably.



CAPE FEAR  
(center console)



SANTEE  
(side)




WACCAMAW  
(twin)

Santee




Waccamaw





OFFSHOREMAN



SOUTHPORTER


## Seventeen. Have it your way.

Cozy up to a cove or hit the open water! These McKee craft get the most out of life. The SOUTHPORTER features dual consoles and the little deluxe touches that go with fun time, from romantic escapades to water skiing. The OFFSHOREMAN is the boat for the man with salt spray on his mind. It's center console designed with bow rails and a forward storage box and flat casting deck. One captain's chair is standard. Other seating arrangements available. A splashwell with bait box, fish box and storage space for two batteries are built into the stern. Bimini top is a popular option.

Offshoreman



Breakers




BREAKERS

# Twenty. Answer the call of the sea.

These 20-footers take to open water like ducks to a pond. The dual console BREAKERS is the everything to everybody boat. Whether you're scuba diving, island hopping or having a briny party, it has all the built-in facilities for serious work or fun. The OFFSHOREMAN is the roomy interior, center console model for serious fishing, coastal exploring, or island to mainland transport. It has built-in bait, fish, and battery storage space. And plenty of deck area for comfortable casting and easy moving around.

Offshoreman




OFFSHOREMAN

# The tough performers.

McKee boats are well known in business, industry and government for their durability, reliability and performance. Prominent McKee Craft users include the Federal Government, U.S. Coast Guard, state governments, archaeological and marine survey organizations, numerous universities and colleges, the St. Lawrence Seaway Development Corp., major oil companies, commercial fishermen as well as other industrial and commercial businesses. McKee boats are used for work on aids-to-navigation, as patrol and lifeboats, as personnel ferry boats and in law enforcement and rescue work.








## The Unsinkables!

Safety is built into every McKee Craft model. All include heavy duty full foam flotation from gunwale to gunwale as standard equipment. A McKee boat will stay afloat even if split in half. Wrap-around flotation gives added strength to the already sturdy, double-hulled McKee design.




This is an actual 14' McKee craft.

## Hull Design.

McKee Craft's cathedral hull design actually gives you one of the safest and most comfortable rides possible. Outer keels give flat, no-slip turns with unbelievable stability. The high performance hull is sure-footed and responsive even in heavy seas.

## Features



Non-skid Flooring and Fishing Decks



Double Hull with Full Foam Flotation

Bow Rails

Stainless Steel Fittings

Running Lights

## Options



Deluxe Top



Bimini Top

Bare Hull available all sizes

Additional Captain's Chairs

Igloo Ice Chest with Cushion Top

## McKee Craft Specifications

Model	Center Line	Beam	Max HP	Max. Pers. Capacity	Max Wt. Capacity	Approx. Ship. Wt.
14' Outboard	14'	5'8"	70	530 lbs.	870 lbs.	665 lbs.
16' Outboard	16'	6'6"	115	900 lbs.	1600 lbs.	1170 lbs.
17' Outboard	17'4"	7'4"	160	1185 lbs.	1805 lbs.	1480 lbs.
20' Outboard	20'	7'	175	1725 lbs.	2380 lbs.	1705 lbs.

## It's Official

Every new McKee Craft boat is certified by the Boating Industry Association and meets the requirements of the U.S. Coast Guard regarding load and horsepower capacity, level flotation, navigation lights, steering and compartment ventilation.

In a continuing effort to improve our product, specifications are subject to change without notice.



Box 207  
Fairmont, NC 28340  
919-628-0926

Copyright 1978 McKee Craft