

McKEE

MFG. BY LANNES K. McKEE AND CO. FAIRMONT, N. C.

Craft



WHY McKEE CRAFT HAS THE BOAT FOR YOU

A lot of pride goes into every McKee Craft that is built.

The McKee Craft story began in late 1966 when the first 14- and 20-foot hulls were designed. After tedious and painstaking cutting and hand-sanding, the first molds were completed.

When the first boats were assembled, they proved to be just as stable and comfortably riding as anti-

pated. The hulls were refined and improved until the McKee Craft hull, that you know today, has become a symbol in the industry. McKee Craft's cathedral hull design actually gives you one of the safest and most comfortable rides possible. Outer keels give flat, no-slip turns which are almost unbelievable. The high performance hull is surefooted and responsive even in heavy seas.



14' CATCAY



14' MONTEGO



14' CATCAY

Safety is built into every McKee Craft model. All include heavy duty full foam flotation from gunwale to gunwale as standard equipment. A McKee boat will stay afloat even if split in half, and wrap-around flotation gives added strength to the already sturdy, double-hulled McKee Craft design.

The success of Lanness K. McKee's company has been founded on integrity, a sound boating design, and quality workmanship. Its Fairmont, North Carolina plant has grown from a single building into a sprawling complex which covers acres of ground next to its company airport.

The success of the 14- and 20-foot boats was proclaimed by boaters everywhere, and in 1973 a 17-foot boat was built and added to the line. In 1978 the 16-foot series was added to the fleet.

How tough is a McKee Craft? Captain S.M. "Bus" Huestis, owner of the late 47-foot motor sailer "Tiki" which sank in a storm, probably said it best in a 1973 letter to McKee Craft.

Captain Huestis wrote, "With a crushed bow and shattered side, rub rails pulled loose to act as a second sea anchor, five men aboard – water, gas



16' CAPE FEAR



16' SANTEE

and supplies, is it supposed to withstand the hammering of 30' waves in a full gale for 37 hours and not disintegrate? Well, we thank God you built a boat with that hidden bonus of integrity that keeps it intact in spite of the above abuse and misuse . . .

"All of us are grateful I picked a McKee Craft boat as a tender and life boat; we're further grateful your people really know how to build a boat with that extra integrity that made it so much more durable than we could reasonably expect."

Boats like the one of which Captain Huestis wrote begin in McKee Craft's giant fiberglass department. Outer and inner hulls are constructed with numerous quality control inspections. Transoms are reinforced with a full inch of plywood fiberglassed in place. Plywood is added to all flat surfaces of the boat for additional strength, and then the inner and outer hulls are clamped together.



16' WACCAMAW



16' SANTEE DELUXE

Liquid foam is poured between the hulls, and under tremendous pressure, the foam hardens and bonds the two hulls into a single highly durable, unsinkable hull 3 inches thick.

McKee Craft boats are well known in business, industry and government for their durability, reliability and performance. Prominent McKee Craft users include the Federal Government, U.S. Coast Guard, state governments, archaeological and marine survey organizations, numerous universities and colleges, the St. Lawrence Seaway Development

Corp., major oil companies, commercial fishermen as well as other industrial and commercial businesses. McKee Craft boats are used for work on aids-to-navigation, as patrol and lifeboats, as personnel ferry boats and in law enforcement and rescue work.

The recreational area is where the McKee Craft really leads the field. There's an easily trailerable model to fit every need – from family fun with a 14-footer to offshore fishing with the big 20-foot Breakers or Offshoreman.



17' SOUTHPORTER



17' OFFSHOREMAN

You can have the 14-footer six ways. Choose the interior design that suits you best – from sporty family runabout to the ideal fresh and salt water bass boat. Versatile, that's the 14-foot McKee Craft.

You can choose the 16-footer in three designs. Offshore, in the sound or in the lake, you'll appreciate the spacious, seaworthy craft with shallow draft that handles easily both the whitecaps and shallows.

The 17-footer, designed with ample space on deck and in covered storage, gives you plenty of room. Whether in the lake or offshore, you'll think it's bigger than it really is.

The 20-foot McKee Craft is the workhorse of the fleet, and its massive open bow gives you space in

every inch of its 20-foot length. Plenty of clear deck area and storage space make the McKee Craft 20 adaptable to almost any nautical performance.

Every new McKee Craft is certified by the Boating Industry Association and meets U.S. Coast Guard requirements for load and horsepower capacity, level flotation, navigation lights, steering and compartment ventilation.

Superb performance. That's what you expect of your boat, and that's what you can depend upon with a McKee Craft. When you buy a McKee Craft, you can buy with confidence.

McKEE CRAFT IN ACTION



20' BREAKERS



17' COAST GUARD



20' RESCUE BOAT

Model	L.O.A.	Beam	Draft ¹	Boat Wt. (lbs.) (Std. Models)	Max. Wt. ² (Persons & Gear)	Swamped Capacity ³	Persons Capacity	Max. H.P. ⁴	Min. H.P. ⁵	Transom Ht.
14 Bare Hull	14'0"	67"	7"	605	940	1800	5	40	25	21"
14 Montego	14'0"	67"	7"	665	870	1750	4	70	25	21"
14 Kingston	14'0"	67"	7"	665	870	1750	4	70	25	21"
14 Cat Cay	14'0"	67"	7"	665	870	1750	4	70	25	21"
14 Trinidad	14'0"	67"	7"	665	870	1750	4	70	25	21"
14 Aruba	14'0"	67"	7"	665	870	1750	4	70	25	21"
14 Angler	14'0"	67"	7"	665	870	1750	4	70	25	21"
16 Santee	16'0"	77"	9"	1075	1600	2650	6	115	70	21"
16 Santee Deluxe	16'0"	77"	9"	1100	1600	2650	6	115	70	21"
16 Cape Fear	16'0"	77"	9"	1170	1600	2650	6	115	70	21"
16 Waccamaw	16'0"	77"	9"	1170	1600	2650	6	115	70	21"
17 Offshoreman	17'4"	86"	10"	1480	1770	3300	8	160	80	21"
17 Southporter	17'4"	86"	10"	1480	1770	3300	8	160	80	21"
20 Offshoreman	20'0"	81"	11"	1705	2345	4200	8	175	80	21"
20 Breakers	20'0"	81"	11"	1705	2345	4200	8	175	80	21"

¹Draft with engine tilted clear of water. May vary slightly depending on engine size and load.

²BIA and Coast Guard Standards.


³Total weight (persons, motor & gear) boat will support if filled with water.

⁴14 Bare Hull rated at 40 horsepower without steering.

⁵Minimum horsepower to plane boat satisfactorily, with light load.




14' BARE HULL




14' TRINIDAD



14' ARUBA



14' CATCAY



14' ANGLER



14' KINGSTON



14' MONTEGO



16' WACCAMAW




16' CAPE FEAR



16' SANTEE DELUXE




16' SANTEE




17' OFFSHOREMAN



17' SOUTHPORTER



20' OFFSHOREMAN



20' BREAKERS

McKEE CRAFT MAKES IT FOR YOU



ACTUAL 14' McKEE CRAFT




DELUXE TOP




BIMINI TOP



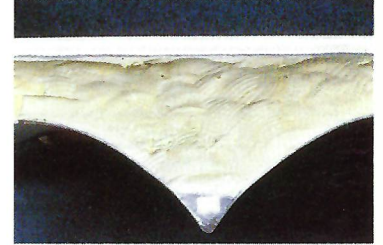
PRODUCTION MOLD



SOLID TRANSOM



WOOD REINFORCEMENT ALL FLAT AREAS




DOUBLE HULL WITH FULL FOAM CORE



MOLDED HELMSMAN CHAIR



DELUXE PILOT CHAIR



IGLOO WITH CUSHION




REVERSIBLE POLARCRAFT




BUILT-IN ICE CHEST



BENCHSEAT STORAGE



FORWARD STORAGE BOX



DRY CONSOLE STORAGE



WET/STORAGE BOX




LIVWELL




JUMP SEATS




ALL FIBERGLASS CONSTRUCTION




SPLASHWELL WITH FISHBOX



SPLASHWELL



6-IN. HIGH RAILS



SM. STAND-UP CONSOLE

AUTHORIZED DEALER



Craft

Box 623
Fairmont, N.C. 28340
919/628-0926