

McKee Craft

www.mckeecraft.com THE UNSINKABLES

2004



McKee Craft

The Unsinkables!

When you purchase a McKee Craft, you don't just buy a boat, you buy a company. We believe unsurpassed safety and reliability must be the backbone of every boating experience. Our passion for boats and the families who own them is reflected in the way every McKee Craft stands up to the toughest conditions and is *unsinkable*.

History

In 1966, after extensive testing and trials, Lanness McKee discovered the secrets of unsinkable marine construction by pressure foam filling. The process of foam fusing every square inch of the deck and hull enables us to build a boat without stringers and spars. This one piece design offers virtually no flex, is quiet in the water and exceeds the strength of any boat built with conventional wood or fiberglass stringer systems. Don't take our word for it, just ask any one of our over 30,000 McKee Craft owners. Or better yet, listen to the experts. Over 1,500 McKee Craft boats are currently in service with local, state and federal agencies who are protecting our waters.

Quality


McKee Craft products reflect the commitment to our customers and their families. Only time-tested quality materials are used. Hulls are strengthened at key points with syntactic core and the decks are strengthened with a poly/ceramic core, the strength of solid oak. Every hull comes with a 10-year limited transferable warranty. These are just a few of the reasons why McKee Craft boats maintain a high resale value—and many are passed down from generation to generation.

The Smart Choice

McKee Craft has earned a reputation for being the smart choice for avid boating families who love to fish. Why? Because our boats are practical, durable and easy to maintain. We have put over four decades of fishing experience into each McKee Craft, so you can count on having a generous list of standard equipment and the features you need.

We invite you to visit your local dealer for a sea trial, or contact us directly for more information. Call us today at 910-628-0926, or visit us at www.mckeecraft.com.

Go Fish!
The McKee Craft Team





McKee Craft, Inc
P.O. Box 623
Fairmont, NC 28340

Dear Sir:

How tough is a 14' McKee boat supposed to be?

With a crushed bow and shattered side, rub rails pulled loose to act as a second sea anchor, five men aboard –water, gas & supplies; is it supposed to withstand the hammering if 30' waves in a full gale for 37 hours and not disintegrate? Well, we thank God you build a boat with that hidden bonus of integrity that keep it intact in spite of the above abuse and misuse.

When my 47' motor sailer, the Tiki, foundered after 2 days in a full gale beating off the Grand Bahama Shoals, we took to the life boat. After we sent out our Mayday, we spent 2 hours putting gear aboard and where possible tying it down...

To stow these things, one man was aboard with two men pulling the McKee up to the stern and two men above slinging gear aboard. Time and again the stern rub rail of the ketch crashed down on the bow of the McKee—all 20 tons—splintering the bow and stern no matter how we tried to fend it off. The waves were 30 feet or higher, the wind at 60 on my anemometer – it was a wild sea. One side swipe splintered the right side of the bow sheering off a piece 10 inches by 2 feet fro the outside fiberglass covering, exposing the floatation material...

As the U.S. Coast Guard said to my sons 24 hours after the Tiki sank, "there is no use our continuing this search; no small boat could possibly survive in the cross seas in a Gulf Stream gale of this magnitude." Little did they know of your great design, how well she responded to a quick turn of motor to avoid a cresting, crashing wave and how her structure could hold together under the incessant pounding of tremendous, solid seas.

We eventually ran out of gas...having traveled right through the teeth of the gale. Five hours later, 10 miles further out, and some 20 miles further north, we were picked up by the SS Texaco Nebraska and...taken aboard, two by stretcher, one unconscious and three of us still on our feet.

All of us are grateful I picked a McKee boat as a tender and life boat we're further grateful you people really know how to build a boat with that extra integrity that made it so much more durable than we could reasonably expect.

Sincerely yours

S.M. "Bus" Huestis

Captain & owner of the late Tiki and survivor
By the Grace of God, The SS Texaco Nebraska
and the Builders of the McKee Craft.

Construction

One tough, superbly

At McKee Craft, we're constantly striving to make the most practical, fishable boat on the water. Why? Because our customers make smart decisions, demanding rugged, well appointed, easily serviced boats that include the safety features and unsinkable construction built into every McKee Craft. That's why McKee Craft Customers keep their boats an average of 15 years.

Flotation

Most 18' boats require only 80 lbs of foam to meet U.S. Coast Guard requirements for level flotation and 125 pounds to fill the hull... but, we pack it in, under pressure using 200 lbs. That is more than two and a half times the requirement set by the U.S. Coast Guard. The foamed boat is also allowed to cure overnight in the mold. During our in-mold construction cycle, some competitor's molds have already built as many as 2 boats during the same 48 hours. That's why our dimensional stability is like no other boat on the market.

100% Unsinkable Construction

Safety is the reason why each and every McKee Craft boat features our unsinkable construction. McKee Craft takes that requirement to the next level: our boats will not only float, but also remain upright in calm water, even if the boat is cut in half.

Hull PBS™ System

McKee Craft boats do not have stringers. We utilize a totally unique construction method we call "PBS," our Pressure Bonding System. This unique method of construction allows the strength of the deck to combine with the strength of the hull, both complimenting each other, resulting in the most rugged hulls in the industry.

Beauty is More Than Skin Deep

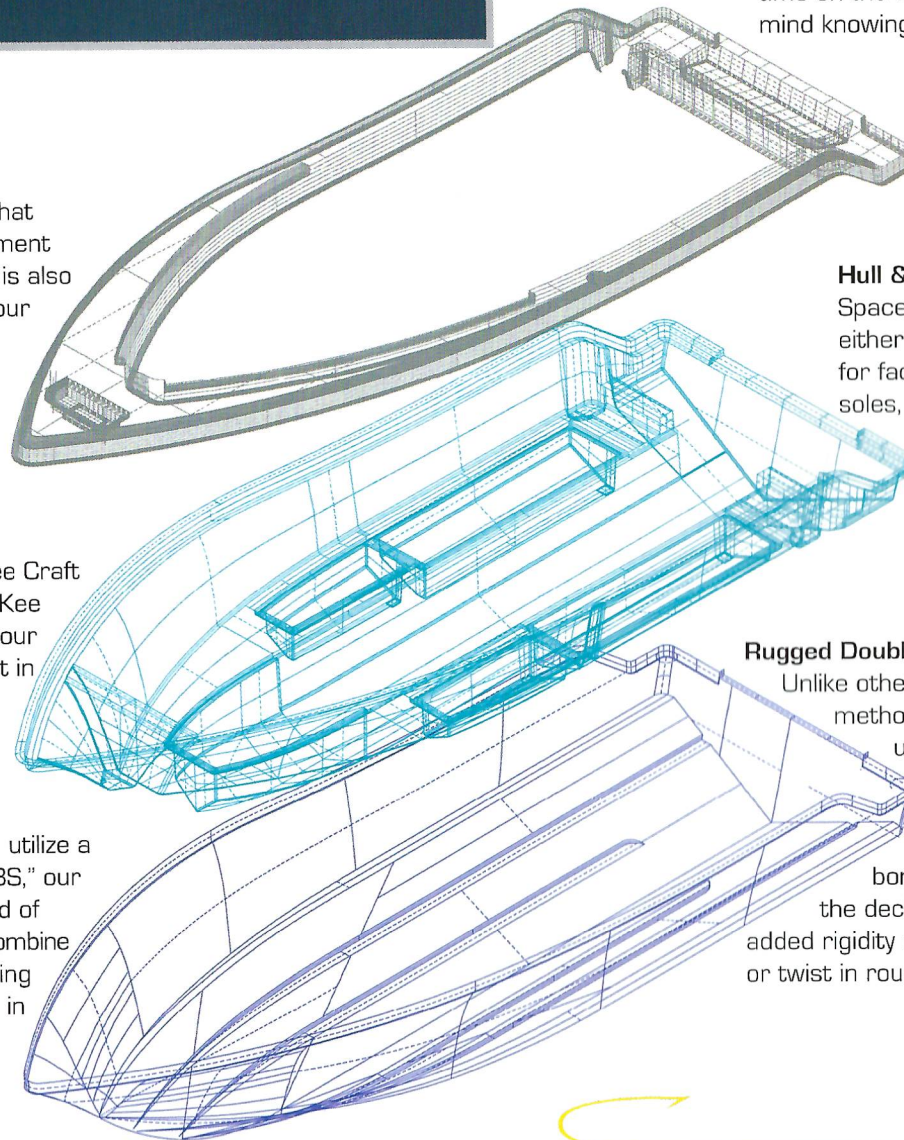
Inside every McKee Craft is a story that you can't see. It is the passion that drives our team to design, engineer, and manufacture to the highest standards... the heart that understands the importance of family time, memories of time on the water, the first big catch...and the peace of mind knowing that your boat is safe and unsinkable.

Hull & Deck Joint

Space-age composites are used in key areas with either rigid 1/2" thick polyethylene or aluminum plating for factory installed equipment like cleats, rails, consoles, and seats. The hull and deck are then bonded together with top-of-the-line ATC B39 bonding putty which ensures a complete, rather than spot bond of the hull deck joint.

Rugged Double Hull Construction


Unlike other manufacturers, McKee Craft utilizes a unique method of injecting flotation foam into our boats. We use specially formulated polyurethane foam that expands to 50 times its original volume in less than a minute. The combination of heat and intense pressure chemically and mechanically bonds every square inch of the hull to every inch of the deck. The two pieces become one integral part. This added rigidity means that the hull is stronger and does not flex or twist in rough water conditions.



built, unsinkable fishing boat.




Quality is built-in rather than being a "checklist" to be used at the end of the production line. The first step is the gelcoat, sprayed by highly trained craftsmen and checked to ensure the coverage is just right.



Premium ISO/NPG gelcoat is used to create a smoother profile while improving durability.



The fiberglass ISO/DCPD ratio is precision machine metered. Highly trained lamination technicians hand-roll the fiberglass to create uniform, consistent hull profiles.



Every boat is constructed of 100% composite materials... not just woodfree hulls, but the decks, seats and cushions as well. Transoms, decks, and keels are cored and reinforced with lightweight super-strong polymeric materials.



Top quality transom composites are embedded into the wet laminate on the hull. Then the composite transom is completely encapsulated in fiberglass for added strength.



Fuel tanks are high quality welded aluminum with interior baffles to keep the fuel from shifting too quickly which might affect the balance of the boat. All below deck fuel tanks are foamed in place and primed with Zinc Chromate for greater resistance to corrosion.



Each McKee Craft hull stays in the mold for a full 48 hours to ensure a full cure for the best dimensional stability and cosmetic finish. Many manufacturers cycle molds twice a day or more which can hamper quality, distort or even twist hulls.



McKee Craft utilizes ISO-NPG gelcoat, which has high flex properties that are resistant to cracking, and titanium dioxide pigments that are the most UV stable pigments available. This keeps the finish and colors looking beautiful for years to come.



Quality and craftsmanship are built-in from the start. Where you can see it, and where you can't, you can trust that quality is inside every inch of your McKee Craft boat

28 Freedom CC

SPECIFICATIONS

Overall Length	28'
Beam	9' 11"
Draft	22"
Approx. Boat Weight	5500 lbs
Persons Capacity	10
Maximum Power	600 hp
Recommended Power	450 hp
Minimum Power	400 hp
Transom Height	30"
Fuel Capacity	265 gal
Deadrise at Transom	24.5°
Interior Freeboard	26"

Features

Safety

- 100% Unsinkable - pressure foam filled
- Molded non-skid on horizontal surfaces
- Meets or exceeds all applicable U.S. Coast Guard safety standards
- Bilge pump, 1500 GPH with automatic float switch
- Bilge pump, backup, 500 GPH with automatic float switch
- Deck accessible battery switch box
- Horn, flushmount stainless steel
- Navigation lights, international with folding stern light
- Rails, bow, elliptical recessed, stainless steel
- Rails, sturdy grabrail integrated in T-top

Construction

- .090" aluminum backing plate system for all screw connections
- 100% all composite construction - no wood no rot
- 10-year limited transferable structural hull warranty
- Ceramic micro fiber deck coring
- PBS™ - "Pressure Bonding System" closed cell foam core construction
- Premium ISO-NPG high flex gelcoat for strong durable finish
- Rubrail heavy duty white vinyl, stainless steel insert
- Vinyl Ester barrier coat

Fishability

- Functional flush deck design
- Livewell pumps, (2) 800 GPH Shur-flo®
- Livewell, aerated oval 52 gal, LED lighted
- Outriggers are deployable from under T-top
- Rod holders, (4) flushmount, stainless steel
- Rod holders, (5) transom mount
- Rod holders, (8) removable from fishbox
- Tackle box, (2) drawer
- Tackle center, (3) drawer

Cockpit & Deck

- 360 degree wrap-around cockpit bolsters
- 4½" toe-kick 360° around the cockpit
- Battery storage area
- Cambered floor for rapid self-bailing
- Cleat, bow, 8" pop-up, stainless steel
- Cleats, spring line, (2) 8" pop-up, stainless steel
- Cleats, stern, (2) 8" pop-up, stainless steel
- Cockpit drains with 4-way flapper valve, stainless steel
- Cockpit courtesy lights, LED
- Foldaway aluminum front step
- Foldaway aluminum leaning post footrest
- Fuel tank, welded aluminum, 265 gal fully accessible and serviceable
- Lifting eye, (2) stern, stainless steel hi-strength
- Lifting eye, bow, stainless steel
- Leaning post with backrest and grabrail
- Lighting, florescent overhead lighting, T-top mounted

"As a charter captain and SKA divisional winner, I have fished just about every boat out there. McKee Craft is a great company that builds an unbelievably- rugged and well constructed boat, solidly built for the serious offshore angler who demands reliability, quality and performance.

Chris Machacek,

Charter Captain and SKA Divisional Champion

Cockpit & Deck continued

- Lighting, fore and aft spreader lights
- Macerated fishbox drainage
- Molded transom door with stainless steel latch
- Pneumatic lift assist rams on all fishboxes, stainless steel
- Pop-up anchor chocks, stainless steel
- Storage, anchor locker
- Storage boxes are all completely insulated
- Storage, bow (1) insulated, 740 qt
- Storage, (2) insulated, 140 qts each
- Storage, (2) insulated, 290 qts each
- T-top with outriggers and electronics box, factory installed
- Trim tabs, Lenco sport tabs w/auto retract & position indicators
- Twist latches on all box lids, stainless steel
- Water system, fresh, 13 gal, with Shur-flo® pressure pump
- Water system, raw water, Shur-flo® pressure pump

Console

- Portable head area, lockable
- Steering system, tilt hydraulic
- Steering wheel with power knob, offshore style stainless steel
- Wiring system, multifunction, breaker panel & accessory fuse block

Options

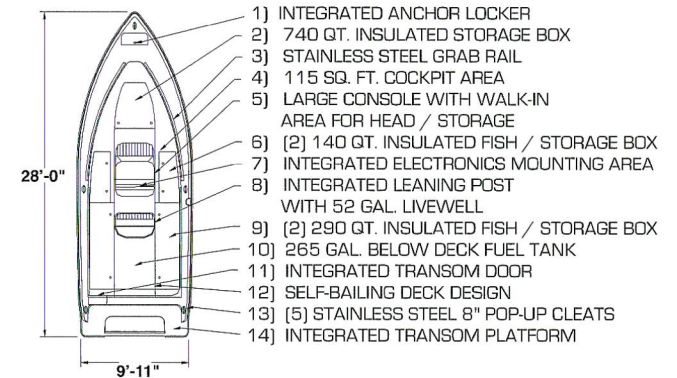
- Boarding ladder, removable 3-step
- Compass, 3" flushmount
- Engine controls, factory pre-rigged
- Electronic box and console, lockable
- Foldaway rear bench seat
- Weblon® & Eisenglass console spray curtain kit
- Weblon® & Eisenglass Gull wing kit (requires console spray curtain kit)
- Outriggers, Sailfish clamp-on



SHOWN WITH OPTIONAL EQUIPMENT



Powered by:
EVINRUDE



ERGONOMIC DASH/SS CUP HOLDERS



52 GAL LIVEWELL / LEANING POST



7' FISHBOX & ROD LOCKER



McKee Craft
THE UNSINKABLES

24 Freedom CC



SPECIFICATIONS

Overall Length	24'
Beam	8' 6"
Draft	22"
Approx. Boat Weight	3600 lbs
Persons Capacity	10
Maximum Power	400 hp
Recommended Power	300 hp
Minimum Power	225 hp
Transom Height	25" / 30"
Fuel Capacity	180 gal
Deadrise at Transom	24.5°
Interior Freeboard	27"

Features

Safety

100% Unsinkable - pressure foam filled
Bilge pump, 1500 GPH with automatic float switch
Bilge pump, backup 500 GPH with automatic float switch
Deck accessible battery switch box
Meets or exceeds all applicable U.S. Coast Guard safety standards
Molded non-skid on horizontal surfaces
Navigation lights, international with folding stern light
Rails, bow, elliptical recessed, stainless steel
Rails, sturdy grabrail integrated in T-top

Construction

.090" aluminum backing plate system for all screw connections
100% all composite construction - no wood no rot
10-year limited transferable structural hull warranty
Ceramic micro fiber deck coring
PBS™ - "Pressure Bonding System" closed cell foam core construction
Premium ISO-NPG high flex gelcoat for strong durable finish
Rubrail heavy duty white vinyl, stainless steel insert
Vinyl Ester barrier coat

Fishability

Functional flush deck design
Livewell pumps, (2) 800 GPH Shurflo®
Livewell, aerated oval 52 gal, LED lighted
Outriggers are deployable from under T-top
Rod holders, (4) flushmount, stainless steel
Rod holders, (5) transom mount
Tackle box, (2) drawer
Tackle center, (3) drawer

Cockpit & Deck

3½" toe kick 360° around the cockpit
360 degree wrap-around cockpit bolsters
Battery storage area
Cambered floor for rapid self-bailing
Cleat, bow, 8" pop-up, stainless steel
Cleat, spring line, (2) 8" pop-up, stainless steel
Cleat, stern, (2) 8" pop-up, stainless steel
Cockpit drains with 4-way flapper valve, stainless steel
Foldaway aluminum front step
Foldaway aluminum leaning post footrest
Fuel tank, welded aluminum, 180 gal fully accessible and serviceable
Leaning post with backrest and grabrail
Lifting eye, stainless steel (2) stern & (1) bow
Lighting, cockpit courtesy lights
Lighting, florescent overhead, T-top mounted
Lighting, fore and aft spreader lights
Macerated fishbox drainage
Molded transom door with stainless steel latch

FOLD-AWAY BOW STEP



INSULATED FRONT STORAGE BOX



TACKLE CENTER



"With its roomy layout and safety features, McKee Craft's Freedom 24 is a great center console for diving or family water sports. But its ride, range and fishability also define it as an excellent fish boat."

Dave Lear

MotorBoating Magazine

Cockpit & Deck, continued

Pneumatic lift assist rams on all fishboxes, stainless steel
Pop-up anchor chocks, stainless steel
Portable head area, lockable
Storage boxes are all completely insulated
Storage, (2) insulated, 170 qts each
Storage, anchor locker
Storage, bow (1) insulated, 300 qt
Trim tabs, Lenco sport tabs w/ auto retract and position indicators
T-top with outriggers and electronics box, factory installed
Twist latches on all box lids, stainless steel
Water system, fresh, 13 gal, with Shur-flo® pressure pump
Water system, raw water, Shur-flo® pressure pump

Console

Steering system, tilt hydraulic
Steering wheel with power knob, offshore style stainless steel
Windshield, Plexiglas
Wiring system, multifunction breaker panel & accessory fuse block

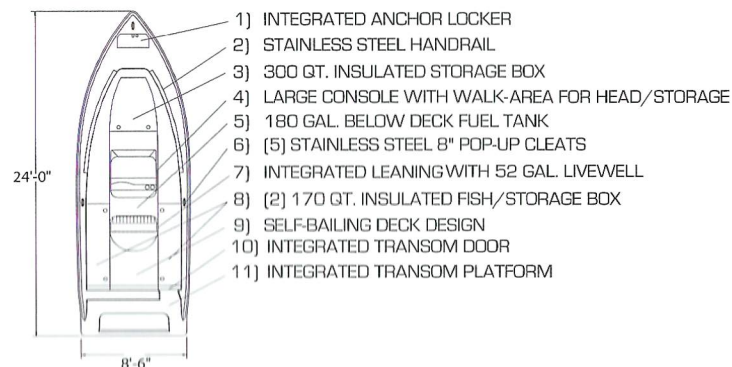
Options

Compass, 3" flushmount
Electronic box and console, lockable
Engine controls, factory pre-rigged
Foldaway rear bench seat
Weblon® & Eisenglass console spray curtain kit
Weblon® & Eisenglass Gull wing kit (requires spray curtain kit)
Outriggers, Sailfish clamp-on



SHOWN WITH OPTIONAL EQUIPMENT

Powered by: **HONDA**
MARINE



McKee Craft
THE UNSINKABLES

22 Runaway CC



SPECIFICATIONS

Overall Length	22'-9"
Beam	8' 6"
Draft	19"
Approx. Boat Weight	2650 lbs
Max. Weight Capacity	1750 lbs
Swamped Capacity	3600 lbs
Persons Capacity	8
Maximum Power	250 hp
Recommended Power	200 hp
Minimum Power	150 hp
Transom Height	25" / 20"
Fuel Capacity	100 gal
Deadrise at Transom	18°
Interior Freeboard	25"

Features

Safety

- 100% Unsinkable - pressure foam filled
- Meets or exceeds all applicable U.S. Coast Guard Safety Standards
- Molded non-skid on horizontal surfaces
- Navigation lights, international with folding stern light
- Rails, bow, wrap-around, stainless steel
- Rails, sturdy grabrail integrated in t-top

Construction

- .090" aluminum backing plate system for all screw connections
- 100% all composite construction - no wood no rot
- 10-year limited transferable structural hull warranty
- Ceramic micro fiber deck coring
- PBS™ - "Pressure Bonding System" closed cell foam core construction
- Premium ISO-NPG high flex gelcoat for strong durable finish
- Rubrail, heavy-duty white vinyl with stainless steel insert
- Vinyl Ester barrier coat

Fishability

- Livewell, aerated oval 34 Gal, L.E.D. lighted
- Rod holders, (4) flushmount, stainless steel
- Rod holders, (4) transom mount
- Tackle center, (6) drawer

Cockpit & Deck

- Battery storage area
- Cambered floor for rapid self-bailing
- Cleat, bow, 6", stainless steel
- Cleat, spring line, (2) 6" stainless steel
- Cleat, stern, (2) 6" stainless steel, pop-up
- Cockpit drains with 4 way flapper valve, stainless steel
- Fuel tank, welded aluminum, 100 gal fully accessible and serviceable
- Leaning post, integrated
- Lifting eye, (2) stern, stainless steel hi-strength
- Lifting eye, bow, stainless steel
- Lighting, cockpit courtesy lights
- Lighting, fore and aft spreader lights
- Portable head area, lockable
- Storage boxes are all completely insulated
- Storage, insulated full beam, 160 qts each
- Storage, insulated full beam, 275 qts each
- Storage, anchor locker
- T-top with electronics box, factory installed
- Twist latches on all box lids, stainless steel
- Water system, saltwater, Shur-flo® pressure pump

"To say the Runaway is rugged would be an understatement."

MotorBoating Magazine



SHOWN WITH OPTIONAL EQUIPMENT

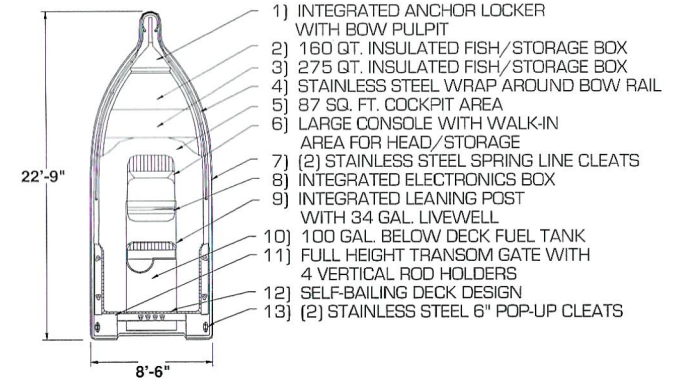
Powered by:  **YAMAHA**
When you want the best

Console

- Steering system, tilt hydraulic
- Steering wheel, ultra-grip five spoke, stainless steel
- Windshield, Plexiglas
- Wiring system, multifunction w/breaker panel & fuse block

Options

- Colored hull sides (3) selections
- Compass, 3" flushmount
- Cushion, bow cushion
- Cushion, cockpit bolster
- Electronic box and console, lockable
- Engine controls, factory pre-rigged
- Fiberglass, platform boarding ladder kit w/2-step ladder & handrail
- Foldaway aluminum leaning post footrest
- Leaning post backrest and grab rail
- Out Riggers, Sailfish clamp-on
- Trim tabs, Lenco
- Weblon® & Eisenglass console spray curtain kit
- Weblon® & Eisenglass Gull wing kit (requires spray curtain kit)



AREA FOR ENCLOSED HEAD



VERTICAL TRANSOM ROD HOLDERS



TACKLE CENTER & 34 GAL. LIVEWELL



McKee Craft
THE UNSINKABLES

196 Marathon CC

SPECIFICATIONS

Overall Length	19' 6"
Beam	8' 0"
Draft	17"
Approx. Boat Weight	1950 lbs
Max. Weight Capacity	1850 lbs
Swamped Capacity	3000 lbs
Persons Capacity	8
Maximum Power	200 hp
Recommended Power	150 hp
Minimum Power	115 hp
Transom Height	25"
Fuel Capacity	80 gal
Deadrise at Transom	18°
Interior Freeboard	21"



Features

Safety

- 100% Unsinkable - pressure foam filled
- Bilge pump, 500 GPH with automatic float switch
- Horn, flushmount stainless steel
- Meets or exceeds all applicable U.S. Coast Guard safety standards
- Molded non-skid on horizontal surfaces
- Navigation lights, international with folding stern light
- Rail, console, stainless steel
- Rail, passenger handrail, stainless steel
- Rails, bow, recessed stainless steel

Construction

- .090" aluminum backing plate system for all screw connections
- 100% all composite construction - no wood no rot
- 10-year limited transferable structural hull warranty
- Ceramic micro fiber deck coring
- PBS™ - "Pressure Bonding System" closed cell foam core construction
- Premium ISO-NPG high flex gelcoat for strong durable finish
- Rubrail, heavy-duty white vinyl with stainless steel insert

Fishability

- (2) Gunwale rod lockers, locking
- Functional "deck forward" design
- Livewells, (2) aerated oval 44 qt, LED lighted
- Rod storage, (4) vertical
- Rod storage, (6) horizontal
- Tackle center, (4) drawer
- Trolling motor wiring kit (plug & 10" light)
- Water system, raw water washdown

Cockpit & Deck

- 72 qt igloo cooler with cushion
- Battery storage area in console
- Cleat, bow, 6" pop-up stainless steel
- Cleat, spring line, 6" stainless steel (2) & (2) stern
- Deck latches, stainless steel with locks
- Fuel tank, aluminum, 80 gal
- Gunwale boards, fiberglass, with (4) stainless steel rod holders
- Hatch lift assist, stainless steel
- Lifting eye, (2) stern, stainless steel & (1) bow
- Lighting, cockpit lights
- Seating, (2) deluxe Captain chairs with sliders
- Self-bailing cockpit drains with flapper valve, stainless steel
- Storage, all boxes completely insulated
- Storage, anchor locker
- Storage, insulated, 214 qt fishbox

"McKee Craft's construction gives you confidence and peace of mind... You've got to love a boat that simply cannot sink..."

Boating Magazine



SHOWN WITH OPTIONAL EQUIPMENT

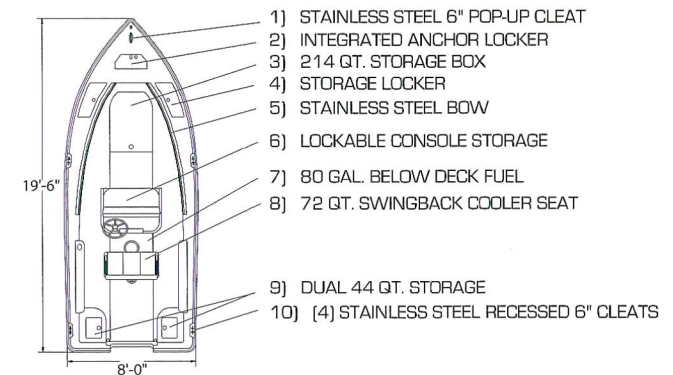
Console

- Console storage has large access door, lockable
- Console, raised inner console floor provides dry storage
- Glovebox, lockable
- Steering wheel, ultra-grip five spoke, stainless steel
- Steering, Ulflex Rotech® planetary gear design
- Windshield, Plexiglas
- Wiring system, integrated with backlit switches and fuse block

Options

- Bimini top, Sunbrella® w/stainless steel hardware & fasteners
- Colored hull sides (3) selections
- Compass, 3" flushmount
- Cushion, bow, removable
- Cushion, livewell with backrest
- Cushion, cockpit bolsters
- Engine controls, factory pre-rigged
- Fiberglass, platform boarding ladder kit 2-step ladder & handrails
- Leaning post, with (4) rod holders (upgrade)
- Lifting, bow eye, stainless steel
- Rails, stern, stainless steel, corner
- Seat, 72 qt flip back cooler (upgrade)
- Seat, Tempress® bow fishing chair, removable
- Steering upgrade, tilt hydraulic
- T-top with lockable electronics box, factory installed

Powered by: **HONDA**
MARINE



ANCHOR AND ROD STORAGE



TACKLE CENTER WITH ROD HOLDERS



INSULATED BOW STORAGE



McKee Craft
THE UNSINKABLES

196 Marathon DC

SPECIFICATIONS

Overall Length	19' 6"
Beam	8' 0"
Draft	17"
Approx. Boat Weight	1950 lbs
Max. Weight Capacity	1850 lbs
Swamped Capacity	3000 lbs
Persons Capacity	8
Maximum Power	200 hp
Recommended Power	150 hp
Minimum Power	115 hp
Transom Height	25"
Fuel Capacity	80 gal
Deadrise at Transom	18°
Interior Freeboard	21"



Features

Safety

- 100% unsinkable - pressure foam filled
- Bilge pump, 500 gph with automatic float switch
- Horn, flushmount stainless steel
- Meets or exceeds all applicable U.S. Coast Guard Safety Standards
- Molded non-skid on horizontal surfaces
- Navigation lights, international with folding stern light
- Rail, passenger handrail, stainless steel
- Rails, bow, recessed stainless steel

Construction

- .090" aluminum backing plate system for all screw connections
- 100% all composite construction - no wood no rot
- 10-year limited transferable structural hull warranty
- Ceramic micro fiber deck coring
- PBS - "Pressure Bonding System" closed cell foam core construction
- Premium ISO / NPG high flex gelcoat for strong durable finish
- Rubrail, heavy-duty white vinyl with stainless steel insert

Fishability

- (2) Gunwale rod lockers, locking
- Livewells, (2) aerated oval 44 qt, L.E.D. lighted
- Rod storage, (6) horizontal
- Trolling motor wiring kit (plug & 10" light)
- Water system, raw water washdown

Cockpit & Deck

- Battery storage area in console
- Cleat, bow, 6" pop-up stainless steel
- Cleat, spring line, 6" (2) stainless steel
- Cleat, stern, 6" (2) stainless steel
- Deck latches, stainless steel with locks
- Fuel tank, aluminum, 80 gal
- Gunwale boards, fiberglass, with (4) stainless steel rod holders
- Hatch lift assist, stainless steel
- Lifting eye, (2) stern, stainless steel
- Lifting eye, bow, stainless steel
- Lighting, cockpit lights
- Seating, (2) deluxe Captain chairs with sliders
- Self bailing cockpit drains with flapper valve, stainless steel
- Storage, all boxes completely insulated
- Storage, anchor locker
- Storage, insulated, (2) bow stowage areas
- Storage, insulated, console drink cooler
- Storage, insulated, water ski locker

"You build an outstanding boat. I have gone to many boat shows since I purchased my boat and have yet to find anything that comes close. Simply put, you provide the most boat for the dollar in the market today."

Eric Peek, Gulf Breeze, FL

Console

- Console storage areas (2), with large access door, lockable
- Consoles designed for maximum weather protection
- Drink holders, (4) stainless steel
- Dry console storage area under both consoles
- Dual console design with wrap-around windshield
- Glovebox, lockable
- Electronics box, integrated with locking cover
- Steering wheel, ultra-grip five spoke, stainless steel
- Windshield, walk-through tempered glass w/ aluminum frame
- Wind block, center flap, Sunbrella®
- Wiring system, integrated with backlit switches and fuse block

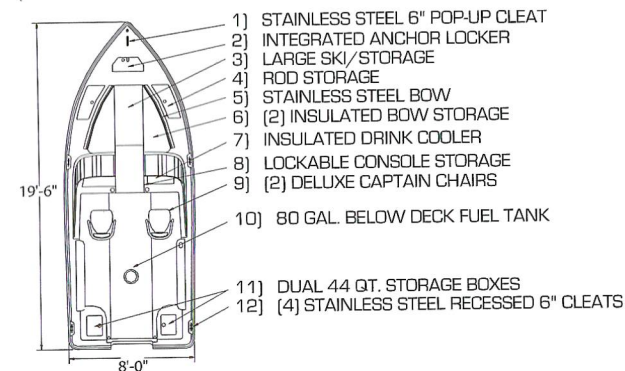
Options

- Deluxe top, Sunbrella® w/ stainless steel hardware & fasteners
- Side curtains, Sunbrella® for deluxe top
- Colored hull sides (3) selections
- Compass, 3" flushmount
- Cushion, livewell with backrest
- Cushion, cockpit bolsters
- Engine controls, factory pre-rigged
- Fiberglass, platform boarding ladder kit w/ 2-step ladder and handrail
- Lifting, bow eye, stainless steel
- Rails, stern, stainless steel, corner
- Seat, passenger side lounge seat upgrade
- Seat, Tempress® bow fishing chair, removable
- Steering upgrade, tilt hydraulic



SHOWN WITH OPTIONAL EQUIPMENT

Powered by: **MERCURY**
Outboards



CONSOLE WITH COOLER



CONSOLE WITH ELECTRONICS BOX



COMFORTABLE BOW SEATING AREA



McKee Craft
THE UNSINKABLES

1800 Pulse CC

SPECIFICATIONS

Overall Length	18'-3"
Beam	7'-10"
Draft	17"
Approx. Boat Weight	1500 lbs
Max. Weight Capacity	1850 lbs
Swamped Capacity	3000 lbs
Persons Capacity	8
Maximum Power	175 hp
Recommended Power	125 hp
Minimum Power	115 hp
Transom Height	25"
Fuel Capacity	64 gal
Deadrise at Transom	18°
Interior Freeboard	21"



FEATURES

Safety

- 100% Unsinkable - pressure foam filled
- Bilge pump, 500 GPH with automatic float switch
- Horn, flushmount stainless steel
- Meets or exceeds all applicable U.S. Coast Guard safety standards
- Molded non-skid on horizontal surfaces
- Navigation lights, international with folding stern light
- Rail, console, stainless steel
- Rail, passenger handrail, stainless steel
- Rails, bow, curved 4' x 4" stainless steel
- Self-bailing deck design

Construction

- .090" aluminum backing plate system for all screw connections
- 100% all composite construction - no wood no rot
- 10-year limited transferable structural hull warranty
- Ceramic micro fiber deck coring
- PBS™ - "Pressure Bonding System" closed cell foam core construction
- Premium ISO-NPG high flex gelcoat for strong durable finish
- Rubrail heavy duty vinyl, reinforced, Uni-flex

Fishability

- Casting deck, large raised area in bow
- Livewells, (2) aerated oval 44 qt, LED lighted
- Rod storage, (4) vertical
- Tackle center, (4) drawer
- Water system, raw water washdown

Cockpit & Deck

- Battery storage area in console
- Cleat, bow, 6" stainless steel
- Cleats, stern, 6" (2) stainless steel
- Fuel tank, aluminum, 64 gal
- Functional European design transom
- Gunwale boards, fiberglass, with (4) stainless steel rod holders
- Lifting eyes, stainless steel (2) stern & (1) bow
- Lighting, cockpit lights
- Seat, forward of console w/ cushion & backrest
- Seat, swingback with 72 qt cooler
- Self-bailing cockpit drains with flapper valve, stainless steel
- Storage, 44 qt under console seat
- Storage, all boxes completely insulated and drain directly overboard
- Storage, anchor locker
- Storage, insulated full beam 180 qt fishbox
- Windshield, Plexiglas

"We competed in two divisions of the SKA Tournament Trail this year qualifying for the Nationals in our McKee Craft against a fleet of much larger boats. If we can compete with 23, 27, 31 and 36' boats, then the family fisherman will delight in the performance, toughness and downright fishability of the 18' Pulse."

Jerold "Buck" Hall, Team Island Hopper

Console

- Console storage has large access door, lockable
- Console, raised inner floor provides dry storage
- Glovebox, lockable
- Steering wheel, ultra-grip five spoke, stainless steel
- Steering, Uflex Rotech® planetary gear design
- Wiring system, integrated with backlit switches and fuse block

Options

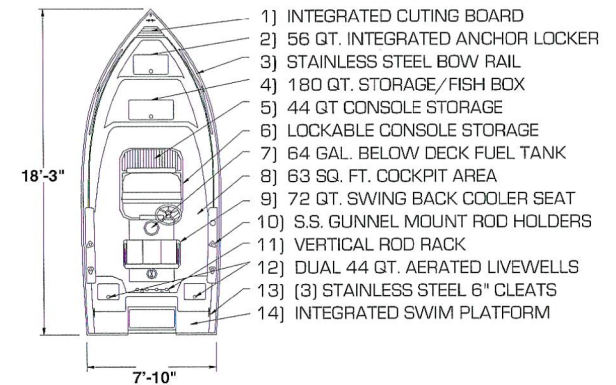
- Bimini top, Sunbrella® w/ stainless steel hardware & fasteners
- Boarding ladder, 2-step, w/ handrail stainless steel
- Colored hull sides (3) selections
- Compass, 3" flushmount
- Cushion, bow (1 pc) foldable to access fishbox
- Cushion, cockpit bolsters
- Engine controls factory pre-rigged
- Leaning post, with (4) rod holders
- Lifting, bow eye, stainless steel
- Rails, bow, stainless steel, wrap-around
- Rails, stern rail system with fold-down seat
- Seat, Tempress® bow fishing chair, removable
- Seat, Captain chairs (2)
- Steering upgrade, tilt hydraulic
- Trolling motor wiring kit (plug & 10" light)
- T-top with lockable electronics box, factory installed



SHOWN WITH OPTIONAL EQUIPMENT



Powered by:




TACKLE CENTER



OPTIONAL BOARDING LADDER



DUAL 44 QT LIVEWELLS



McKee Craft
THE UNSINKABLES

1,800 Pulse DC

OCEANA MARINA



DOCK OFFICE
MARIN MARI



SPECIFICATIONS	Overall Length	18'-3"
	Beam	7'-10"
	Draft	17"
	Approx. Boat Weight	1500 lbs
	Max. Weight Capacity	1850 lbs
	Swamped Capacity	3000 lbs
	Persons Capacity	8
	Maximum Power	175 hp
	Recommended Power	125 hp
	Minimum Power	115 hp
	Transom Height	25"
Fuel Capacity	64 gal	
Deadrise at Transom	18°	
Interior Freeboard	21"	

OCEANA MARINA
MOBILE
• SWIMMING
• FISHING
• BOAT
• PERSONS
• RESTROOMS



FEATURES

Safety

- 100% Unsinkable - pressure foam filled
- Bilge pump, 500 GPH with automatic float switch
- Console grabrail, passenger side, stainless steel
- Horn, flushmount stainless steel
- Meets or exceeds all applicable U.S. Coast Guard safety standards
- Molded non-skid on horizontal surfaces
- Navigation lights, international with folding stern light
- Rails, bow, curved, stainless steel 4' x 4"

Construction

- .090" aluminum backing plate system for all screw connections
- 100% all composite construction - no wood no rot
- 10-year limited transferable structural hull warranty
- Ceramic micro fiber deck coring
- PBS™ - "Pressure Bonding System" closed cell foam core construction
- Premium ISO-NPG high flex gelcoat for strong durable finish
- Rubrail heavy duty vinyl, reinforced, Uni-flex

Fishability

- Casting deck, large raised area in bow
- Cockpit, large aft floor area for maximum fishability
- Livewells, (2) aerated oval 44 qt, LED lighted
- Water system, raw water washdown

Cockpit & Deck

- Battery storage area
- Cambered floor for rapid self-bailing
- Cleat, bow, 6" stainless steel
- Cleats, stern, 6" (2) stainless steel
- Cockpit lights
- Gunwale boards, fiberglass, with (4) stainless steel rod holders
- Fuel tank, aluminum, 64 gal
- Functional European design transom
- Lifting eye, (2) stern, stainless steel
- Lifting eye, bow, stainless steel
- Seat, Captain chairs (2) w/sliders and cushions
- Seat, front deck with room for 2 adults
- Seat, rear bench seat (2) person
- Self-bailing cockpit drains with flapper valve, stainless steel
- Storage, all boxes completely insulated and drain directly overboard
- Storage, anchor locker
- Storage, insulated full beam, 180 qt fishbox
- Wind block, center flap, Sunbrella®

"I bought my 1800 Pulse for its safety and styling. I kept it for its durability and value."

Lyle Strong, NC

Console

- Console storage areas (2), with large access door, lockable
- Consoles designed for maximum weather protection
- Deluxe backlit multifunction switch panel and wiring system
- Dry console storage area under both consoles
- Dual console design with wrap-around windshield
- Glovebox, lockable
- Steering wheel, ultra-grip five spoke, stainless steel
- Steering, Uflex Rotech® planetary gear design
- Windshield, walk-through tempered glass w/aluminum frame

Options

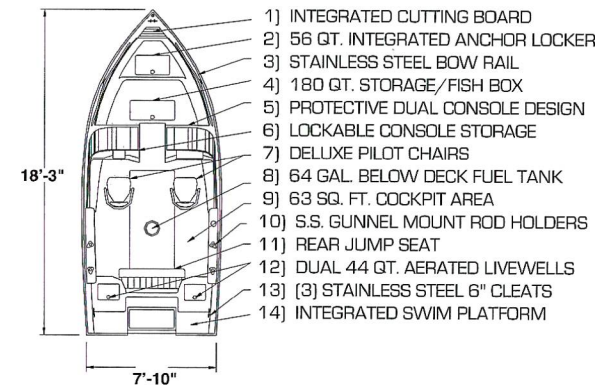
- Deluxe top, Sunbrella® w/ stainless steel hardware & fasteners
- Side curtains, Sunbrella® for deluxe top
- Boarding ladder, 2-step, w/handrail stainless steel
- Colored hull sides (3) selections
- Compass, 3" flushmount
- Cushion, bow (3 pc) foldable to access fishbox
- Cushion, cockpit bolsters
- Engine controls factory pre-rigged
- Lifting, bow eye, stainless steel
- Rails, stern rail system with fold-down seat
- Seat, Tempress® bow fishing chair, removable
- Seat, lounge seat upgrade (portside exchange)
- Steering upgrade, tilt hydraulic
- Trolling motor wiring kit (plug & 10" light)



SHOWN WITH OPTIONAL EQUIPMENT



Powered by: **Johnson.**



OPTIONAL BOW CUSHIONS



STARBOARD CONSOLE



REAR BENCH SEAT



McKee Craft
THE UNSINKABLES

172 Backwater CC

SPECIFICATIONS

Overall Length	17' 2"
Beam	7' 0"
Draft	11"
Approx. Boat Weight	1250 lbs
Max. Weight Capacity	1260 lbs
Swamped Capacity	2650 lbs
Persons Capacity	5
Maximum Power	115 hp
Recommended Power	90 hp
Minimum Power	60 hp
Transom Height	20"
Fuel Capacity	36 gal
Deadrise at Transom	18°
Interior Freeboard	19"



SHOWN WITH OPTIONAL EQUIPMENT

FEATURES

Safety

100% unsinkable - pressure foam filled
Horn, flushmount stainless steel
Meets or exceeds all applicable U.S. Coast Guard safety standards
Molded non-skid on horizontal surfaces
Navigation lights, international with folding stern light
Rail, console, stainless steel
Rails, bow, curved stainless steel, 4' x 4"
Rails, console grabrail, stainless steel, passenger side (DC Only)
Self-bailing deck

Construction

.090" aluminum backing plate system for all screw connections
100% all composite construction - no wood no rot
10-year limited transferable structural hull warranty
Ceramic micro fiber deck coring
PBS - "Pressure Bonding System" closed cell foam core construction
Premium ISO / NPG high flex gelcoat for strong durable finish
Rubrail heavy duty white vinyl, stainless steel insert

Fishability

Forward casting deck, snag-free
Livewells, (2) aerated oval 44 qt, L.E.D. lighted
Raw water washdown system
Rod storage rack, (3) vertical (CC only)
Shallow draft tunnel hull design
Tackle center (4) drawer (CC only)

Cockpit & Deck

Battery box, in console
Bilge pump, 500 gph with automatic float switch
Cleat, bow, 6" (1) stainless steel
Cleat, stern, 6" (2) stainless steel
Fuel tank, aluminum, 36 gal (below deck)
Glove box, lockable (DC only)
Gunwale boards, fiberglass, with (4) stainless steel rod holders (CC only)
Lifting eye, (2) stern, stainless steel
Lifting eye, bow, stainless steel
Lighting, cockpit lights
Seat, Captain chairs (2) w/ sliders and cushions (DC only)
Seat, forward of console w/ cushion & backrest (CC only)
Seat, rear corner jump seats
Seat, swingback 52 qt cooler (CC only)
Self bailing cockpit drains with flapper valve, stainless steel
Storage, 44 qt under console seat (CC only)
Storage, all boxes completely insulated and drain directly overboard
Storage, insulated full beam, 158 qt, fishbox
Storage, anchor locker

SPECIFICATIONS

Overall Length	17' 2"
Beam	7' 0"
Draft	11"
Approx. Boat Weight	1250 lbs
Max. Weight Capacity	1260 lbs
Swamped Capacity	2650 lbs
Persons Capacity	5
Maximum Power	115 hp
Recommended Power	90 hp
Minimum Power	60 hp
Transom Height	20"
Fuel Capacity	36 gal
Deadrise at Transom	18°
Interior Freeboard	19"



SHOWN WITH OPTIONAL EQUIPMENT

Console

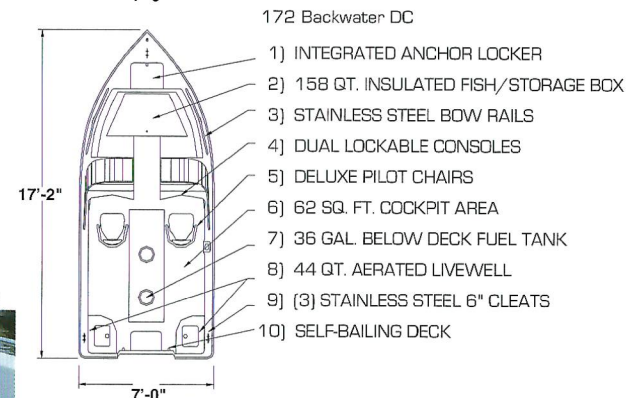
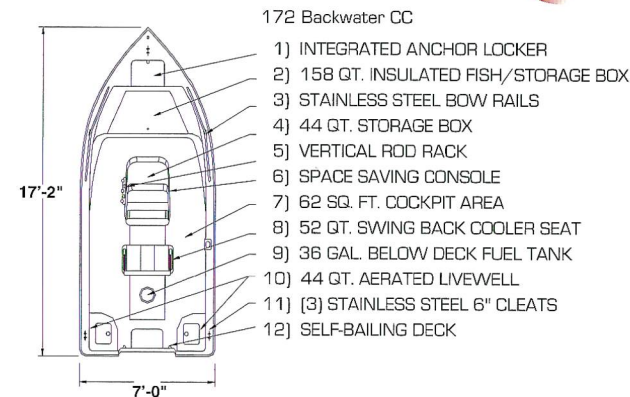
Console storage with large access door, lockable
Console, ergonomic space-saving design
Dry console storage area
Steering wheel, ultra-grip five spoke, stainless steel
Steering, Uflex Rotech® planetary gear design
Wind block, center flap, Sunbrella®
Windshield, Plexiglas (CC only)
Windshield, walk-through tempered glass w/ aluminum frame (DC only)
Wiring system, integrated with backlit switches and fuse block

Options


Bimini top, Sunbrella® w/ stainless steel hardware & fasteners
Colored hull sides (3) selections
Compass, 3" flushmount
Cushion, bow
Cushion, livewell with backrest
Cushion, cockpit bolsters
Engine controls, factory pre-rigged
Fiberglass, platform boarding ladder kit w/ 2-step ladder & handrail
Leaning post, with (4) rod holders (upgrade)
Lifting, bow eye, stainless steel
Rails, stern, stainless steel, corner
Rails, bow, stainless steel, wrap-around (upgrade)
Rod storage rack, (3) vertical
Seat, Tempress® bow fishing chair, removable
Steering upgrade, tilt hydraulic
Trolling motor wiring kit (plug & 10" light)
T-top with lockable electronics box, factory installed




Powered by:




STARBOARD CONSOLE (DC)



CONSOLE WITH ROD RACKS (CC)



144 QT STORAGE / FISHBOX CC/DC



McKee Craft
THE UNSINKABLES

185 Offshoreman CC

SPECIFICATIONS

Overall Length	18'-4"
Beam	7'-0"
Draft	11"
Approx. Boat Weight	1560 lbs
Max. Weight Capacity	1640 lbs
Swamped Capacity	2850 lbs
Persons Capacity	8
Maximum Power	150 hp
Recommended Power	90 hp
Minimum Power	70 hp
Transom Height	20"
Fuel Capacity	35 gal
Interior Freeboard	19"



FEATURES

Safety

- 100% Unsinkable - pressure foam filled
- Bilge pump, 500 GPH with automatic float switch
- Horn, flushmount stainless steel
- Meets or exceeds all applicable U.S. Coast Guard safety standards
- Molded non-skid on horizontal surfaces
- Navigation lights, international with folding stern light
- Rail, console, stainless steel
- Rail, passenger handrail, stainless steel
- Stable cathedral hull design

Construction

- .090" aluminum backing plate system for all screw connections
- 100% all composite construction - no wood no rot
- 10-year limited transferable structural hull warranty
- Ceramic micro fiber deck coring
- PBS™. "Pressure Bonding System" closed cell foam core construction
- Premium ISO-NPG high flex gelcoat for strong durable finish
- Rubrail, heavy duty white vinyl, stainless steel insert

Fishability

- Forward "snag-free" casting deck, 29 sq ft
- Livewells, (2) aerated oval 44 qt, L.E.D. lighted
- Raw water washdown system
- Rod storage, (4) vertical
- Tackle center (4) drawer

Cockpit & Deck

- Battery box, in console
- Cambered floor for rapid self-bailing
- Cleat, bow, 6" recessed, stainless steel
- Cleat, stern, 6" recessed (2) stainless steel
- Fuel tank, welded aluminum, 35 gal (below deck)
- Gunwale boards, fiberglass, with (4) stainless steel rod holders
- Lifting eye, (2) stern, stainless steel
- Lifting eye, bow, stainless steel
- Seat, forward of console w/ cushion & backrest
- Seat, swingback 52 qt cooler
- Self-bailing cockpit drains with flapper valve, stainless steel
- Steering, Uflex Rotech® planetary gear design
- Storage, 44 qt under console seat
- Storage, all boxes completely insulated and drain directly overboard
- Storage, anchor locker
- Storage, insulated full beam, 360 qt, fishbox
- Trim tabs, Lenco
- Twist latches on all boxes, stainless steel

"This is the first boat my family has owned that has enough storage space for a family outing!"

Hilary Byrd, NY

Console

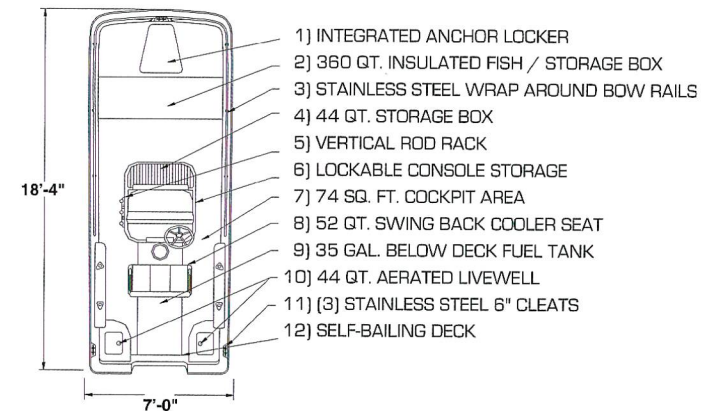
- Console storage with large access door, lockable
- Console, raised inner floor provides dry storage
- Glovebox, lockable
- Steering wheel, ultra-grip five spoke, stainless steel
- Windshield, Plexiglas
- Wiring system, integrated with backlit switches and fuse block

Options


- Bimini top, Sunbrella® w/ stainless steel hardware & fasteners
- Colored hull sides (3) selections
- Compass, 3" flushmount
- Cushion, bow
- Cushion, livewell with backrest
- Cushion, cockpit bolsters
- Engine controls, factory pre-rigged
- Fiberglass, platform boarding ladder kit w/ 2-step ladder and handrail
- Leaning post, with (4) rod holders
- Rails, bow, stainless steel, wrap-around
- Rails, side, stainless steel 6' x 6"
- Rails, side, stainless steel 9' x 6"
- Rails, side, stainless steel 11' x 6"
- Rails, stern, stainless steel
- Seat, Captain chairs (2) upgrade [exchange]
- Seat, Tempress® bow fishing chair, removable
- Steering upgrade, tilt hydraulic
- Trolling motor wiring kit (plug & 10" light)
- T-top with lockable electronics box, factory installed



Powered by:  **YAMAHA**
When you want the best



ANCHOR BOX



LARGE CASTING DECK



CONSOLE SEAT

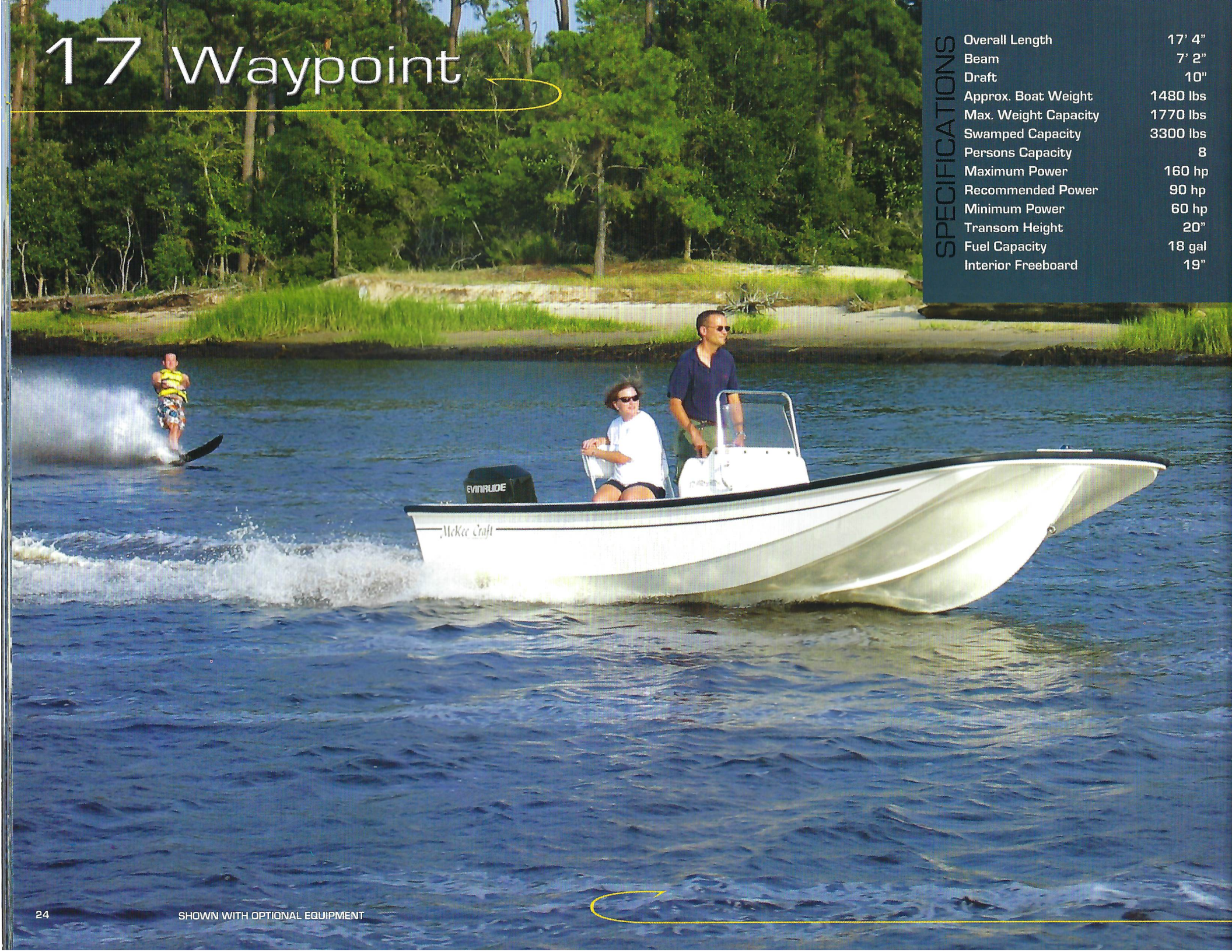


McKee Craft
THE UNSINKABLES

17 Waypoint

SPECIFICATIONS

Overall Length	17' 4"
Beam	7' 2"
Draft	10"
Approx. Boat Weight	1480 lbs
Max. Weight Capacity	1770 lbs
Swamped Capacity	3300 lbs
Persons Capacity	8
Maximum Power	160 hp
Recommended Power	90 hp
Minimum Power	60 hp
Transom Height	20"
Fuel Capacity	18 gal
Interior Freeboard	19"



FEATURES

Safety

- 100% Unsinkable - pressure foam filled
- Rail, console grab, stainless steel
- Meets or exceeds all applicable U.S. Coast Guard safety standards
- Molded non-skid on horizontal surfaces
- Navigation lights, international with folding stern light
- Stable cathedral hull design

Construction

- .090" aluminum backing plate system for all screw connections
- 100% all composite construction - no wood no rot
- 10-year limited transferable structural hull warranty
- Ceramic micro fiber deck coring
- PBS™ - "Pressure Bonding System" closed cell foam core construction
- Premium ISO-NPG high flex gelcoat for strong durable finish
- Rubrail, heavy duty vinyl, reinforced, Uni-flex

Fishability

- Large forward casting area with optional forward storage box
- Livewell, aerated oval 44 qt

Cockpit & Deck

- Cleat, bow, 6", stainless steel
- Cleat, stern, (2) 6", stainless steel
- Fuel gauge, direct read, tank mounted
- Fuel tank, aluminum, 18 gal (above deck)
- Lifting eyes, (2) stern, stainless steel
- Lifting eye, bow, stainless steel
- Seat, forward of console w/ cushion & backrest
- Seat, swingback 52 qt cooler
- Storage, 44 qt under console seat
- Storage (2), insulated 48 qt boxes (16 WP only)
- Wiring system, modular, expandable

Console

- Space saving ergonomic console design
- Steering wheel, ultra-grip five spoke, stainless steel
- Steering, Uflex Rotech® planetary gear design
- Windshield, Plexiglas

SPECIFICATIONS


Overall Length	16"
Beam	6'-7"
Draft	9"
Approx. Boat Weight	990 lbs
Max. Weight Capacity	1370 lbs
Swamped Capacity	2650 lbs
Persons Capacity	6
Maximum Power	115 hp
Recommended Power	70 hp
Minimum Power	40 hp
Transom Height	20"
Fuel Capacity	18 gal
Interior Freeboard	18"

Options

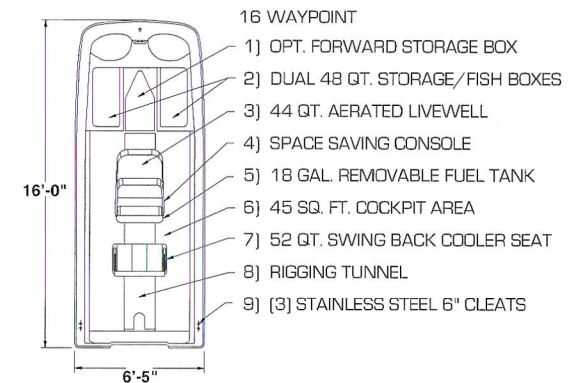
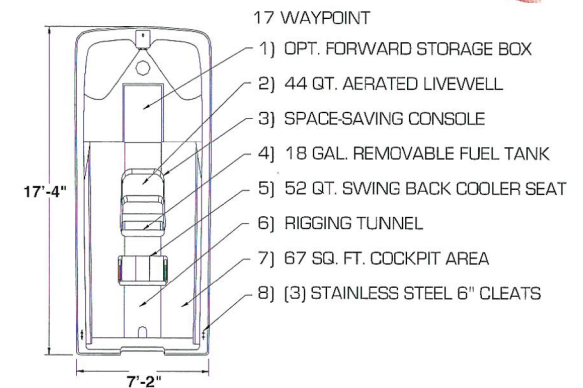
- Bilge pump, 500 GPH with automatic float switch
- Bimini top, Sunbrella® w/ stainless steel hardware & fasteners
- Compass, 3" flushmount
- Cushion, bow set (2 pc)
- Cushion, forward storage box
- Engine controls factory pre-rigged
- Fiberglass, forward storage box
- Fiberglass, platform boarding ladder kit
- Fuse block, ATO
- Rails, side, stainless steel 6' x 6"
- Rails, side, stainless steel 9' x 6"
- Rails, side, stainless steel 11' x 6"
- Rod storage rack, (3) vertical
- Seat, Tempress® bow fishing chair, removable
- Trolling motor wiring kit (plug & 10" light)
- T-top with lockable electronics box, factory installed



Powered by:



SHOWN WITH OPTIONAL EQUIPMENT




I wouldn't trade my 17 Waypoint for anything...it's a perfect boat for my family.

Hank Peacher, GA


WAYPOINT CONSOLE



EXTRA LARGE COCKPIT



OPTIONAL BIMINI TOP



McKee Craft
THE UNSINKABLES

14 Cat Cay

There's not a day goes by when someone doesn't walk by the boat at the dock and comment on how sharp this little boat is.

Paul Connell, NC

SPECIFICATIONS

Overall Length	14'
Beam	5' 7"
Draft	7"
Approx. Boat Weight	665 lbs
Max. Weight Capacity	890 lbs
Swamped Capacity	1750 lbs
Persons Capacity	4
Maximum Power	65 hp
Recommended Power	50 hp
Minimum Power	25 hp
Transom Height	20"
Fuel Capacity	Portable
Interior Freeboard	15"



SHOWN WITH OPTIONAL EQUIPMENT

Features

Safety

- 100% Unsinkable - pressure foam filled
- Meets or exceeds all applicable U.S. Coast Guard safety standards
- Molded non-skid on horizontal surfaces
- Navigation lights, international with folding stern light
- Stable cathedral hull design

Construction

- .090" aluminum backing plate system for all screw connections
- 100% all composite construction - no wood no rot
- 10-year limited transferable structural hull warranty
- Ceramic micro fiber deck coring
- PBS™ - "Pressure Bonding System" closed cell foam core construction
- Premium ISO-NPG high flex gelcoat for strong durable finish
- Rubrail, heavy duty reinforced vinyl

Cockpit & Deck

- Cleat, bow, 6", stainless steel
- Cleats, stern, 6" (2) stainless steel
- Fuel capacity, storage area for (2) removable 6 gal tanks
- Lifting eye, (2) stern, stainless steel
- Lifting eye, bow, stainless steel
- Seating, (2) deluxe folding Captains chairs
- Seating, rear fiberglass bench
- Storage, bow ice box, 88 qt, with strain relief strap

Console

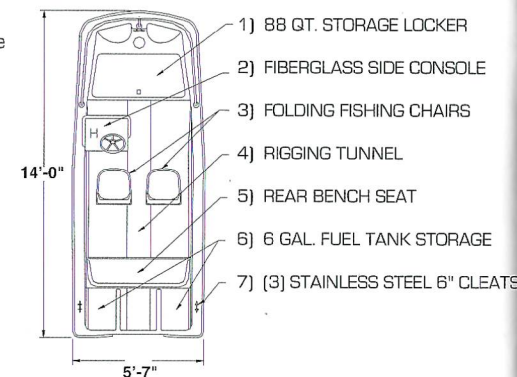
- Console top, flat for easy mounting of electronics
- Large full fiberglass console, mounted forward
- Steering wheel, ultra-grip five spoke, stainless steel
- Steering, Uflex Rotech® planetary gear design
- Wiring system, modular, expandable

Options

- Bench seat cushion, rear
- Bench seat storage box
- Bilge pump, 500 GPH with automatic float switch
- Engine controls, factory pre-rigged
- Fuse block, AT0
- Seat, Tempress® bow fishing chair, removable
- Rails, bow, wrap-around, stainless steel
- Rails, side, stainless steel 6' x 6"
- Trolling motor wiring kit (plug & 10" light)




Powered by:



Featured Options

Removable Bow Fishing Chair



Lounge Seat



Compass, 3"




Tilt Hydraulic Steering



Leaning Post



Rear Benchseat (24/28)



Fiberglass Boarding Ladder




Deluxe Top




Rear Livewell Cushions



Trolling Motor Wiring Kit



Bimini Top



Factory Insulated T-top





McKee Craft
THE UNSINKABLES

P.O. BOX 623
FAIRMONT, NC 28340
910.628.0926 FAX 910.628.9598
www.mckeecraft.com

Printed in U.S.A

Part # BRO 04.00A \$3.50 EACH

McKee Craft strives to offer the best quality & safest boats on the water. As a result, McKee Craft reserves the right to make changes in specifications, options, standard features, color schemes and discontinue models at any time without notice or obligation. Please contact your local dealer or the factory for additional information.