


172 Backwater WT



Specifications

Length Overall	17'-2"
Beam	7'-0"
Draft	11"
Boat Weight (Approx.)	1250 Lbs.
Maximum Horsepower	115
Transom Height	20"
Fuel Capacity	36 Gal.
Deadrise at Transom	18°
Interior Freeboard	19"

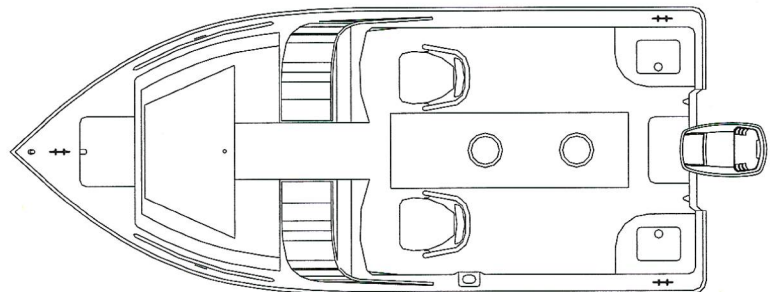


Features

- Self Bailing Cockpit
- Dual Console with Wrap Around Windshield
- Shallow Draft Tunnel Hull Design
- (2) Deluxe Pilot Chairs with Sliders
- Integrated Anchor Locker
- 2 - 44 Qt. Aerated Live Well
- Dry and Lockable Console Storage Areas
- 124 Qt. Insulated Fish Box
- Raw Water Wash Down

Options

- Bimini Top
- Bow Cushion Set
- Rear Jump Seat Cushion Set
- Automatic Bilge Pump
- Removable Bow Fishing Chair
- Trolling Motor Wiring
- Passenger Side Lounge Seat



McKee Craft
www.mckeecraft.com THE UNSINKABLES

Specifications Subject to Change Without Notice.

Performance Bulletin


Test performed and certified by Yamaha application engineers

YPB#: 01160-MKC-Z
TEST DATE: 6-11-01

McKee Craft

www.mckeecraft.com THE UNSINKABLES

PO Box 623
Fairmont, NC 28340
(910) 628-0926
www.McKeeCraft.com



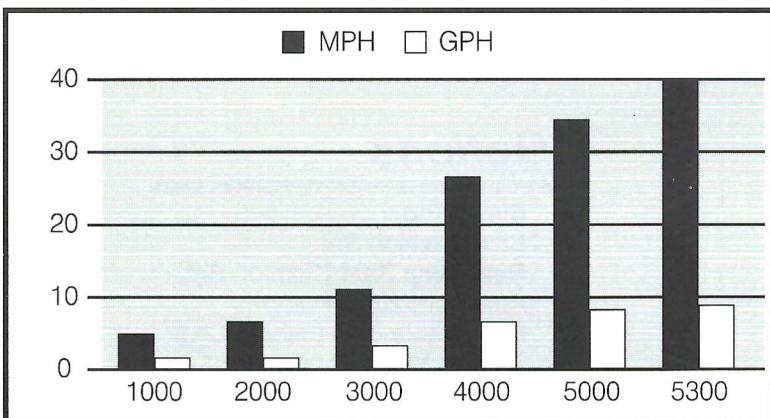
F100 TLRZ



SPECIFICATIONS

BOAT MODEL:	172 Backwater W/T
LENGTH:	17' 2"
BEAM:	7'
WEIGHT:	1,250 lbs.
MAX H.P.:	115
TRANSOM HT.:	20"
FUEL CAPACITY:	36
WEIGHT AS TESTED:	2,276 lbs.
ENGINE:	
MODEL:	F100TLRZ
HORSEPOWER:	100
DISPLACEMENT:	97 Cu. In.
INDUCTION:	Carburated
WEIGHT:	356 lbs.
GEAR RATIO:	2.31
MOUNTING HEIGHT:	#2
PROPELLER (DIA/PITCH):	13 1/4" X 18" GYT
PROPELLER PART #:	MAR-GYT3B-V4-18

PERFORMANCE CURVE AND DATA



RPM	MPH	GPH	MPG	Db
1000	4.1	0.5	8.20	62
2000	6.5	1.3	5.00	73
3000	11.1	3.1	3.58	81
4000	25.8	4.5	5.73	86
5000	33.8	6.9	4.90	91
5300	39.8	8.8	4.52	96

TEST CONDITIONS:

NO. OF PEOPLE:	2
SECONDS TO PLANE:	3.26
AIR TEMP:	86°
WATER TEMP:	73°
ELEVATION:	Sea Level
WIND VELOCITY:	5-10 MPH
COMMENTS:	Tested with 23 gallons of fuel, one group-24 battery, safety and test gear.

NOTE: Data may vary due to changes in weather, elevation, load, and boat bottom conditions. Fuel data gathered with Yamaha Fuel Management System. Speed data gathered with Magellan GPS receiver.

Yamaha Motor Corp., USA • OEM Division, Marine Group
1270 Chastain Road • Kennesaw, GA 30144
For other bulletins, visit www.yamaha-motor.com

