












690000 TUBERIA DE ACERO/ GALVANIZED & BLACK STEEL PIPE










**TUBO GALVANIZADO/
GALVANIZED STEEL PIPE T&C**

**TUBO NEGRO /
BLACK STEEL PIPE T&C**



 000018	1/2" X 21'	120
 000026	3/4" X 21'	84
 000034	1" X 21'	60
 000042	1-1/4" X 21'	42
 000059	1-1/2" X 21'	36
 000067	2" X 21'	26
 000075	2-1/2" X 21'	18
 000083	3" X 21'	14
 000091	4" X 21'	10



 000117	1/2" X 21'	120
 000125	3/4" X 21'	84
 000133	1" X 21'	60
 000141	1-1/4" X 21'	42
 000158	1-1/2" X 21'	36
 000166	2" X 21'	26
 000174	2-1/2" X 21'	18
 000182	3" X 21'	14
 000190	4" X 21'	10

*** TUBO CON COPLE Y ROSCA
*TUBERIA NEGRA ES UTILIZADA PARA GAS**

***BLACK PIPE CAN BE USED FOR GAS APPLICATIONS & ALL PIPE
THREADED & COUPLED**

*****MEXICO/ USA*****

TABLE X2.2 Dimensions, Weights, and Test Pressures for Plain End Pipe

NPS Designator	DN Designator	Outside Diameter, in. [mm]	Nominal Wall Thickness, in. [mm]	Nominal Weight [Mass] per Unit Length, Plain End, lb/ft [kg/m]	Weight Class	Schedule No.	Test Pressure, ^A psi [kPa]	
							Grade A	Grade B
1/8	6	0.405 [10.3]	0.088 [1.73]	0.24 [0.37]	STD	40	700 [4800]	700 [4800]
			0.095 [2.41]	0.31 [0.47]	XS	80	850 [5900]	850 [5900]
1/4	8	0.540 [13.7]	0.088 [2.24]	0.43 [0.63]	STD	40	700 [4800]	700 [4800]
			0.119 [3.02]	0.54 [0.80]	XS	80	850 [5900]	850 [5900]
3/8	10	0.675 [17.1]	0.091 [2.31]	0.57 [0.84]	STD	40	700 [4800]	700 [4800]
			0.128 [3.20]	0.74 [1.10]	XS	80	850 [5900]	850 [5900]
1/2	15	0.840 [21.3]	0.109 [2.77]	0.85 [1.27]	STD	40	700 [4800]	700 [4800]
			0.147 [3.73]	1.09 [1.62]	XS	80	850 [5900]	850 [5900]
			0.188 [4.78]	1.31 [1.96]	...	160	900 [6200]	900 [6200]
			0.294 [7.47]	1.72 [2.55]	XXS	...	1000 [6900]	1000 [6900]
3/4	20	1.050 [26.7]	0.113 [2.87]	1.13 [1.69]	STD	40	700 [4800]	700 [4800]
			0.154 [3.91]	1.48 [2.20]	XS	80	850 [5900]	850 [5900]
			0.219 [5.56]	1.95 [2.90]	...	160	950 [6500]	950 [6500]
			0.308 [7.82]	2.44 [3.64]	XXS	...	1000 [6900]	1000 [6900]
1	25	1.315 [33.4]	0.133 [3.38]	1.68 [2.50]	STD	40	700 [4800]	700 [4800]
			0.179 [4.55]	2.17 [3.24]	XS	80	850 [5900]	850 [5900]
			0.250 [6.35]	2.85 [4.24]	...	160	950 [6500]	950 [6500]
			0.358 [9.09]	3.66 [5.45]	XXS	...	1000 [6900]	1000 [6900]
1 1/4	32	1.660 [42.2]	0.140 [3.58]	2.27 [3.39]	STD	40	1200 [8300]	1300 [8000]
			0.191 [4.85]	3.00 [4.47]	XS	80	1800 [12 400]	1900 [13 100]
			0.250 [6.35]	3.77 [5.61]	...	160	1800 [13 100]	2000 [13 800]
			0.382 [9.70]	5.22 [7.77]	XXS	...	2200 [15 200]	2300 [15 900]
1 1/2	40	1.900 [48.3]	0.145 [3.68]	2.72 [4.05]	STD	40	1200 [8300]	1300 [8000]
			0.200 [5.08]	3.63 [5.41]	XS	80	1800 [12 400]	1900 [13 100]
			0.281 [7.14]	4.86 [7.25]	...	160	1850 [13 400]	2050 [14 100]
			0.400 [10.16]	6.41 [9.56]	XXS	...	2200 [15 200]	2300 [15 900]
2	50	2.375 [60.3]	0.164 [3.91]	3.66 [5.44]	STD	40	2300 [15 900]	2500 [17 200]
			0.218 [5.54]	5.03 [7.48]	XS	80	2500 [17 200]	2500 [17 200]
			0.344 [8.74]	7.47 [11.11]	...	160	2500 [17 200]	2500 [17 200]
			0.436 [11.07]	9.04 [13.44]	XXS	...	2500 [17 200]	2500 [17 200]
2 1/2	65	2.875 [73.0]	0.203 [5.16]	5.80 [8.63]	STD	40	2500 [17 200]	2500 [17 200]
			0.276 [7.01]	7.67 [11.41]	XS	80	2500 [17 200]	2500 [17 200]
			0.375 [9.52]	10.02 [14.90]	...	160	2500 [17 200]	2500 [17 200]
			0.562 [14.02]	13.71 [20.39]	XXS	...	2500 [17 200]	2500 [17 200]
3	80	3.500 [88.9]	0.125 [3.18]	4.51 [6.72]	1280 [8900]	1500 [10000]
			0.156 [3.98]	5.58 [8.29]	1800 [11 000]	1870 [12 900]
			0.188 [4.78]	6.66 [9.92]	1930 [13 330]	2260 [15 800]
			0.218 [5.49]	7.58 [11.29]	STD	40	2220 [15 300]	2500 [17 200]
			0.250 [6.35]	8.59 [12.83]	2500 [17 200]	2500 [17 200]
			0.281 [7.14]	9.67 [14.40]	2500 [17 200]	2500 [17 200]
			0.300 [7.62]	10.26 [15.27]	XS	80	2500 [17 200]	2500 [17 200]
			0.436 [11.13]	14.34 [21.35]	...	160	2500 [17 200]	2500 [17 200]
3 1/2	90	4.000 [101.6]	0.125 [3.18]	5.18 [7.72]	1120 [7700]	1310 [19 000]
			0.156 [3.98]	6.41 [9.53]	1400 [8700]	1640 [11 300]
			0.188 [4.78]	7.66 [11.41]	1880 [11 700]	1970 [13 600]
			0.226 [5.74]	9.12 [13.57]	STD	40	2030 [14 000]	2370 [16 300]
			0.250 [6.35]	10.02 [14.92]	2250 [15 500]	2500 [17 200]
			0.281 [7.14]	11.17 [16.63]	2500 [17 200]	2500 [17 200]
			0.318 [8.08]	12.52 [18.63]	XS	80	2800 [19 300]	2800 [19 300]
		
4	100	4.500 [114.3]	0.125 [3.18]	5.85 [8.71]	1000 [6900]	1170 [8100]
			0.156 [3.98]	7.24 [10.78]	1250 [8600]	1460 [10 100]
			0.188 [4.78]	8.67 [12.81]	1500 [10 300]	1750 [12 100]
			0.219 [5.58]	10.02 [14.91]	1750 [12 100]	2040 [14 100]
			0.237 [6.02]	10.80 [16.07]	STD	40	1800 [13 100]	2210 [15 200]
			0.250 [6.35]	11.36 [16.90]	2000 [13 800]	2330 [16 100]
			0.281 [7.14]	12.67 [18.67]	2250 [15 100]	2620 [18 100]
			0.312 [7.92]	13.97 [20.78]	2500 [17 200]	2800 [19 300]