

WAX & MIXED MEDIA WORKSHOP LESSON PLAN

Emphasis on three different techniques.

PAPER COLLAGE | CAVO-RILIEVO LEAF PRINTS | TONER PHOTO TRANSFERS

Supplies: All supplies are provided and are included in the cost of workshop.

Wood Panel Sizes: We will be working on three different sized wood panels.


- Two 4" wood boards (square, circle, hexagon, or heart shaped)
- One 5x7" or 6x6" cradled wood panel.

Materials: Material used in this workshop are different types of paper, string, fabric, photos, leaves, feathers, and other collage materials.

Optional: You can bring your own collage materials, fresh leaves, and/or toner photo copies (not inkjet copies)


PAPER COLLAGE: Embedding different types of paper, fibers, and string into a wax surface .

- Coloring paper with encaustic paint.
- Using wax to adhere materials. Wax is a natural adhesive and preservative.
- Materials are provided but guests can bring their own paper and fiber materials.



CAVO-RILIEVO LEAF IMPRESSIONS: The process of making leaf impressions in warm beeswax with fresh plant leaves and rubbing oil pastels in leaf vein impressions. *Cavo-Rilievo: meaning Hollow Relief in Italian.*


- Leaves are supplied but guests can bring their own fresh leaves to work with.
- Dry and brittle leaves will not work for this process. Hardy leaves with thick veins that can lay flat work best for this process. Examples: maple, cedar, oak, coleus, and ginkgo leaves work great. No succulent leaves.
- Keep leaf sizes under 5".
- After picking leaves keep fresh leaves cool, moist, and flat until the workshop.



BUZZ IN ART STUDIOS

TONER PHOTO TRANSFERS: Taking black and white toner photocopies and transferring the images onto a wax surface with only a spoon and water.

- Bird, tree, and other simple silhouette images will be provided.
- Guests may bring their own toner photocopies (not inkjet copies).



LESSON PLAN:

ARRIVAL TIME: GUESTS CAN ARRIVE 15 MINUTES BEFORE WORKSHOP.

HOURS: NOON-4PM

INTRODUCTION TO ENCAUSTICS - history, safety, and materials.

- 30 mins: *12pm-12:30pm*

DEMONSTRATION OF DIFFERENT ENCAUSTIC PROCESSES – paper collage, leaf impressions, and toner transfers.

- 30 minutes: *12:30-1pm*. Intro to painting applications and fusing methods.

OPEN ENCAUSTIC STUDIO:

- 3 hours: 1-4pm. Art play.
- *Each guest will be provided with two 4" panels and one 6x6" or 5x7" cradled wood panel.*
- *Guests can try all three process or just focus on one or two.*
- *This workshop is more about art play than a final project.*

COOL DOWN, CLEANUP, AND WRAP UP.

- 30 minutes: *4-4:30pm*

©2024 JESSIE FRITSCH ENCAUSTICS ▪ BUZZ IN ART STUDIOS LLC
WORKSHOP LOCATION: 4472 County Road J • Arnott, WI 54482 (Stevens Point Area)
BuzzInArtsStudios.com ▪ jessie@jessiefritsch.com ▪ 715.252.4125

Cancellation Policy: NO RUFUNDS

- Workshops cancelled with proper notification prior to the scheduled workshop will transfer to a future workshop.
- Workshops cancelled without notification will forfeit payment and the workshop will not be transferred to a future workshop.
- Workshops cancelled due to weather will be transferred to a future workshop.
- No discounts or refunds can be given for participant's late arrival or early departure.

REQUIREMENTS:

Reservation Policy: Full payment is required to reserve guest's spot in workshop.

Signed Waiver: A waiver must be signed and completed before the workshop date. *Please email the completed waiver to jessie@jessiefritsch.com or text (715-252-4125) a photo of the complete waiver prior to workshop.*

Age: 8+ years and older

Experience: No experience is needed.

Supplies: All supplies are included in the cost of the workshop.

Optional additional supplies: Material used in this workshop are different types of paper, string, fabric, photos, leaves, feathers, and other collage materials. You can bring your own materials if you like.

ADDITIONAL INFORMATION:

Safety: My teaching studio has proper electrical and ventilation to ensure a safe working environment. Slight risk of burns to the hands due to the use of heated tools and palette.

NOT-Handicapped accessible. My teaching studio is in an old tavern. There are two steps to get into the building and the bathroom door is narrow and does not allow wheelchair access.

Workstations: I can host five guests per workshop. Each guest works at two 5' tables. Students can stand or stools are provided. There will be anti-fatigue mats for each guest. Please let me know in waiver if you are right or left-handed for palette set-up.

Food/Drink: You are welcome to bring food and drinks. You may drink at your workstation, but food is not allowed at your workstation. There is a seating area to take breaks if needed.

Attire: Please wear proper clothing. Wax does not come out of your clothes easily. An apron is provided. Please avoid sandals due to possible dripping wax.

Music: Music is played during the workshop. If you have a favorite musician or style, please let me know on your waiver and I will add your music to the workshop playlist.

Shop: Cards, reproduction prints, and paintings will be available during the workshop.

Guest Arrival: Guests may arrive 15 minutes before the workshop begins.

Guest Expectations: We all learn differently. We all paint differently. We won't all paint the same image. Each guest paints what they like. We do not all work on the same image, subject, or style.

Teaching style: I am there to teach you the basic techniques of encaustics and to show you the different tools and materials that are available to you. My teaching style is learning by doing. I taught myself encaustics with just a book and some supplies. I will demo some techniques, but for the most part I will be asking you to dive into the process and just try it. Each individual painting will have different processes and techniques. Each guest is individually instructed.

Painting Size: We will be working on three different sized panels. We will have two 4" wood boards (square, circle, hexagon, or heart shaped) and one 5x7" or 6x6" wood panel. Most guests will finish the three panels in 3-4 hours. If you finish your piece early you may purchase an additional panel to start another piece.

Three different techniques: This workshop is about art play and focuses on paper collage, photo transfers, and leaf impressions. I will be showing you the three different techniques in the first hour of the workshop and the remaining 3 hours will be up to you if you would like to try all three techniques or if you would like to focus on just one or two.

Satisfaction: Please set yourself up for realistic expectations. Painting with hot wax is so much fun, but it is also a difficult process that takes many hours of practice to understand the techniques. This workshop is about learning a new process with endless possibilities.

Examples: Please follow me on Instagram and Facebook to see workshops in action and examples of artwork creating during the workshop. Find me at @Buzz.In.Art.Studios

Directions and Parking:

Location:

Buzz in Art Studios LLC • 4472 County Road J • Arnott, WI • 54482

(Four miles from Plover and seven miles from Stevens Point)

Google Maps: I am working with Google to get my teaching studio into the Maps. If you type in Buzz in Art Studios it won't pop up yet. If you type in the address, it will take you to my location at Buzz in Art Studios.

Other businesses in Arnott: Buzz in Art Studios is next to the Arnott Feed Mill.

- Arnott Feed Mill. They own the building I lease (M-F 8am-4:30pm)
- Tak-Yee Egg Roll Factory (M-F 8am-5pm. Sat. 8-Noon)
- Hitchin Rail Tavern. (Tues-Sun. 4pm-bar close)
- Tomorrow River State Trail goes right through the town.

Parking:

- Please do not park in front of the Arnott Feed Mill or in the driveway.
- Please do not park in front of the mailboxes across the street.
- There is parking along both sides of County Road J.
- County Road J is a busy road. Please be mindful of the fast traffic.

Arrival: Guests may arrive 15 minutes before the workshop begins.

Map: See next page.

Thank you for joining me for a wax workshop!

Please call, text, or email if you have any questions or concerns.
See you soon!

Phone: 715-252-4125

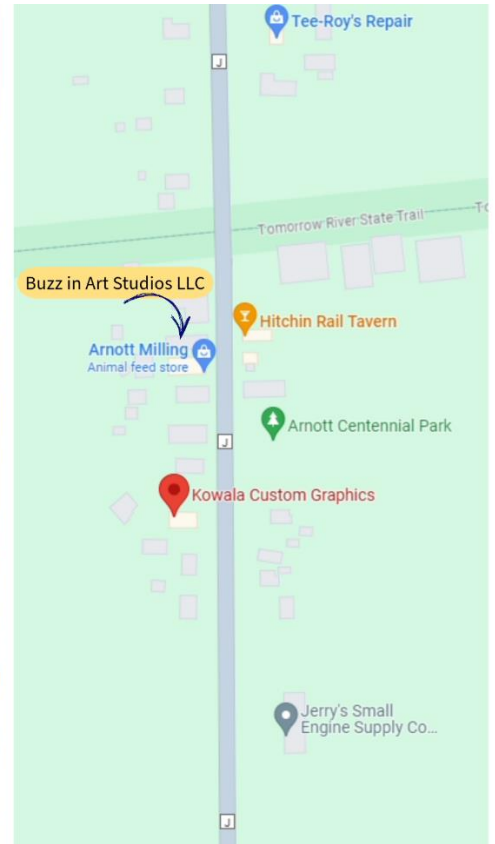
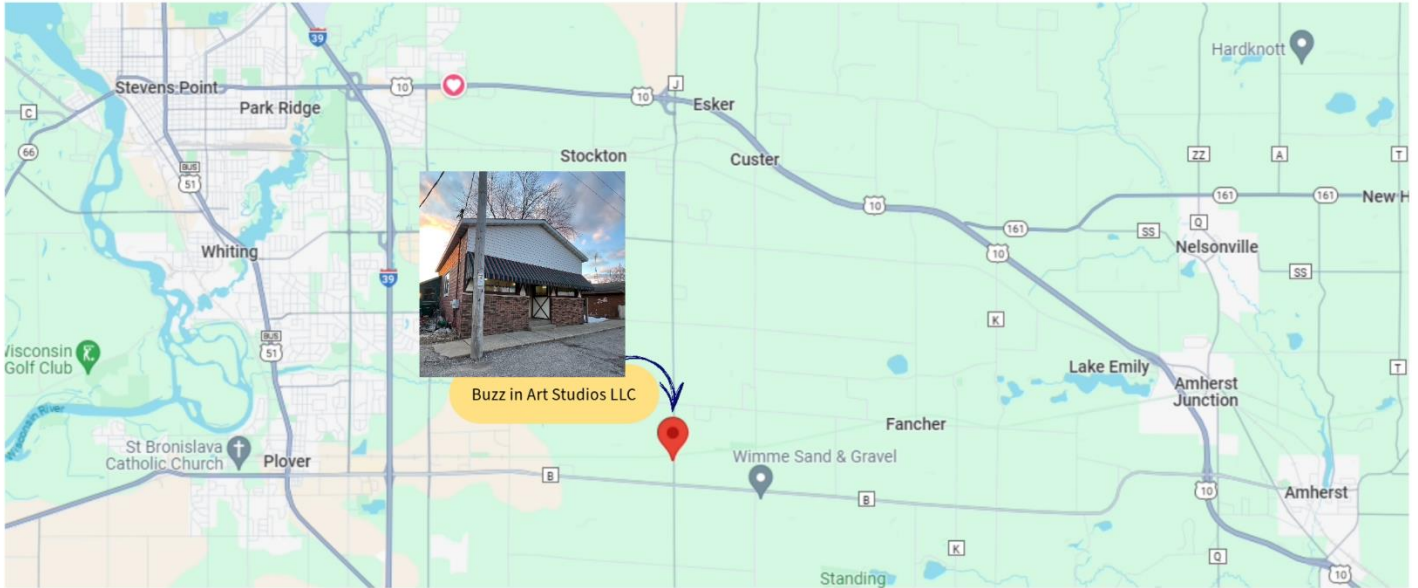
Email: jessie@jessiefritsch.com

Website: BuzzInArtStudios.com & JessieFritsch.com

Bee Well,

Jessie Fritsch

Save the Bees



Wax Workshop Waiver

Please fill in the information below, sign, and date the waiver prior to workshop.
A signed waiver is required before workshop can begin.
Please email completed waiver to Jessie@JessieFritsch.com or
text (715-252-4125) a photo of completed waiver.

1. Title & Date of Workshop: _____
2. How did you find out about the wax workshop? _____
3. Are you right-handed or left-handed? **Please circle:** RIGHT OR LEFT
4. May I take photos of you and your artwork during the workshop for my social media & website?
Please circle: YES / YES, but not my face / NO, I do not want photos taken.
5. *Optional.* Who is your favorite musician or music style?: _____

WAIVER OF LIABILITY: The participant, on behalf of himself or herself waives all claims of liability against Jessie Fritsch and Buzz in Art Studios LLC for any injuries, damages, or loss of any kind that might be sustained while participating in the Encaustic Workshops, or for any health condition, new or pre-existing, that might develop or be affected or aggravated because of participation. Fritsch cannot reduce or waive these terms in the event of circumstances beyond our control such as illness or acts of nature. Jessie Fritsch and Buzz in Art Studios LLC assumes no liability for any injuries, thefts, losses, or illnesses incurred by participants during or because of participating in a workshop held at Buzz in Art Studios LLC.

Please check the box stating you have read this waiver and the wax workshop packet (cancellation policy, requirements, expectations, schedule, directions/parking). Signing this waiver means you understand and agree to the terms provided in the waiver and wax workshop packet.

SIGNATURE: _____ DATE: _____

PRINT NAME _____ PHONE: _____

ADDRESS: _____ STATE: _____ ZIP CODE: _____

EMAIL: _____

FACEBOOK/INSTAGRAM (OPTIONAL): _____