


# Ann Bright Designs



Denali b2b

Movies b2b



## 2010 November Holiday Gifts Special Slippers Instructions

Our Holiday Gifts Special includes our **NEW SLIPPER PATTERN!**

These slippers are designed to quilt each of the pieces that you will need to create a pair of slippers! 2 soles, 2 tops (to go over your cold toes) and 2 heels (to go around the back of your foot)!

To make it quick and easy our slippers stitch out all at once. They will stitch the pattern that you will use to cut out on the lines AND the quilting design!

This set includes Ten of our favorites!

Basketball in sizes 6" -11"	11 files
Champagne in sizes 6" -11.5"	12 files
Damask in sizes 6" -11"	11 files
Football in sizes 6" and 9"	2 files
Hearts in sizes 6" -9.5"	8 files
Martial Arts in sizes 6" -10"	9 files
Princess in size 6" -9.5"	8 files
Sheep in sizes 6" -10"	9 files
Snowman in sizes 6" -10"	9 files
Space in sizes 6" -12"	13 files



Champagne Damask Basketball

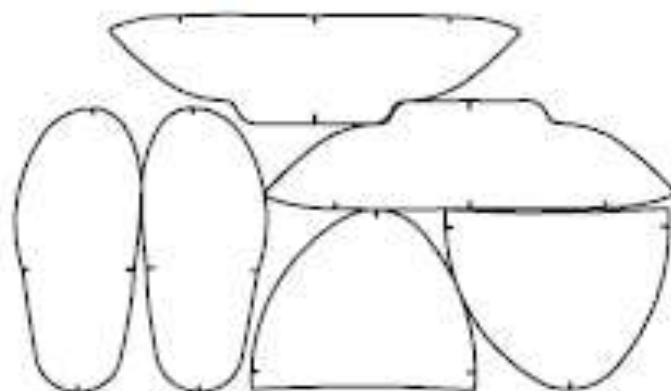


Sheep Hearts Princess

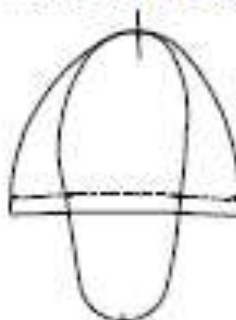
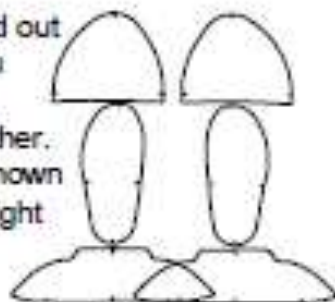


Snowman Space Martial Arts

Before you put your slippers together you may want to finish or hem the straight edge of the top. The top of the heel can be folded under and hemmed. The raised part allows you to stretch a piece of elastic and zig zag stitch it on before hemming it. This hem will begin at a quarter inch and be a half inch on the raised area! This adds strength!



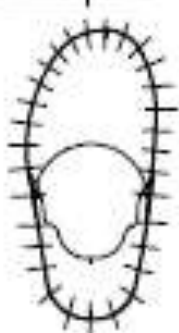
Each piece will stitch in and out to create marks to help you position the three pieces. Before you sew them together, it helps to place them as shown so that you end up with a right and a left foot! Heels are the same.



Place the toe piece over the sole first and place a pin to hold them together at the mark. Easing but not stretching bring the 2 edges together and place a pin about every half an inch. About one forth inch from the outside edge.




Next place the long side of the heel over the bottom end of the sole. Place a pin in the center to hold where the marks line up. Ease this piece around one side and then the other pinning every half inch or so. This piece should overlap the top on both sides




NOW simply stitch around the soles a quarter of an inch wide. You can turn them right-side-out or decide to like the seams to show! You could use seam binding around the outside edge but mine have formed to my feet! **HAVE FUN AND MAKE LOTS! EVERYONE WILL WANT A PAIR!**

2010 November  
Angelic Christmas Tree Skirt




**Be sure to snug both sides together until they connect!**

2010 November  
Christmas Tree Skirt Santa's Sled




Be sure to snug both sides together until they connect!

## 2010 November Placemat Special



Let It Snow Placemat




Snowflake Placemat



Tristin Placemat



Fruitopia Placemat



Tulip Garden Placemat



Iris Bliss Placemat

# Debra Geissler



PINWHEEL FLOWERS-1 - \$15



Chestnut Swirls



Swirls

## SUNFLOWER PACKAGE - 5 PATTERNS - \$45



SUNFLOWER-1-\$15



SUNFLOWER-2-\$15



SUNFLOWER WITH BUTTERFLY-\$15



BUTTERFLY W/SUNFLOWER BORDER-\$10



BLOCK-\$10

*Designs By Deb*

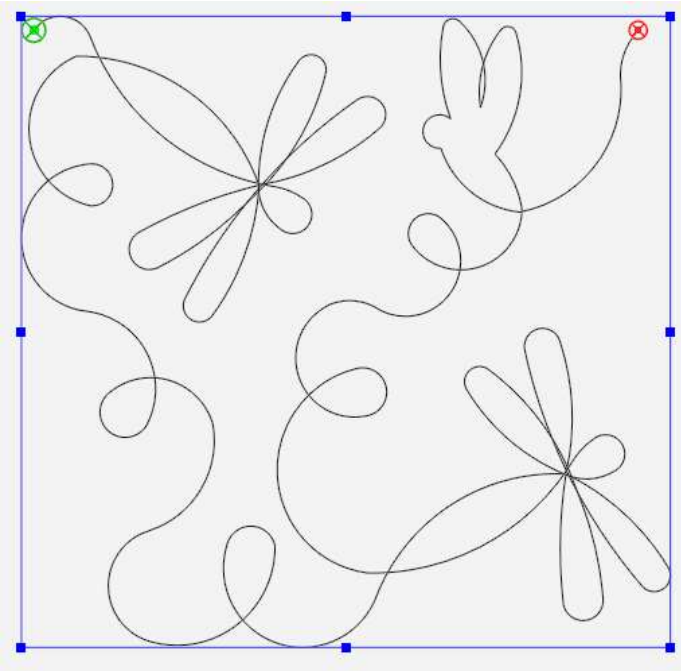
Copyright 2005 Debra D. Geissler




WHIRLING SWIRLS-1 E2E - \$15

**Designs by Vickie**


Dragonflies



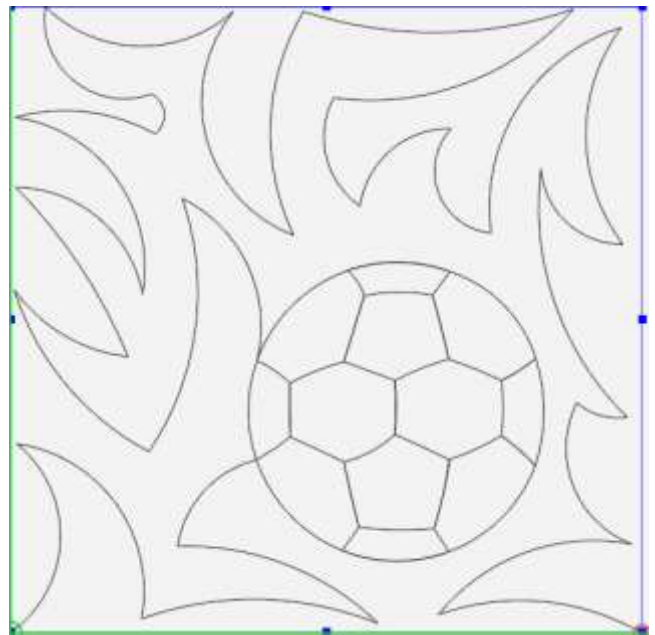
Fancy Fish

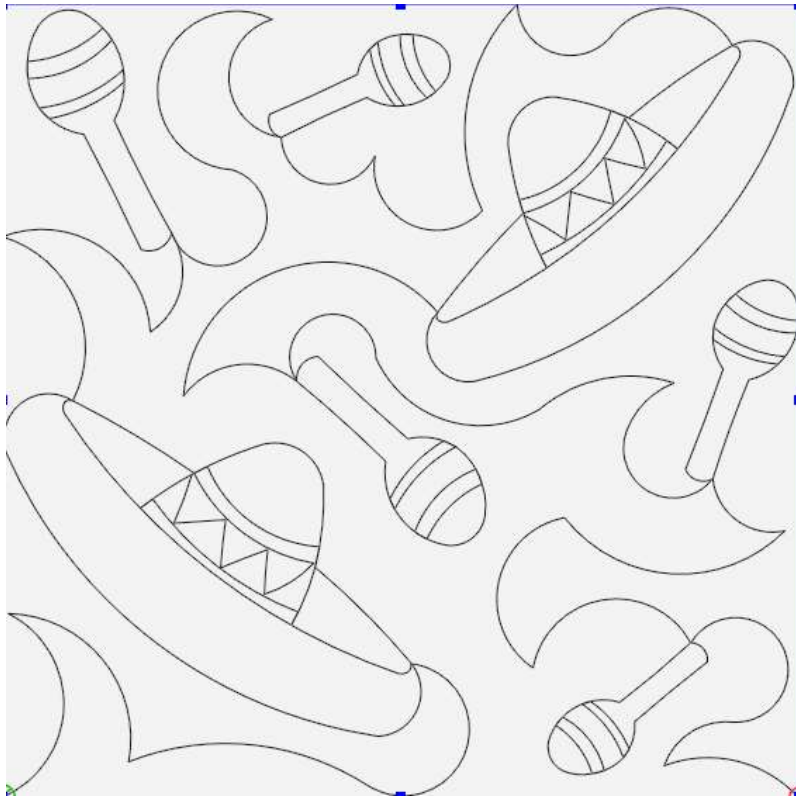


Football




Soccer





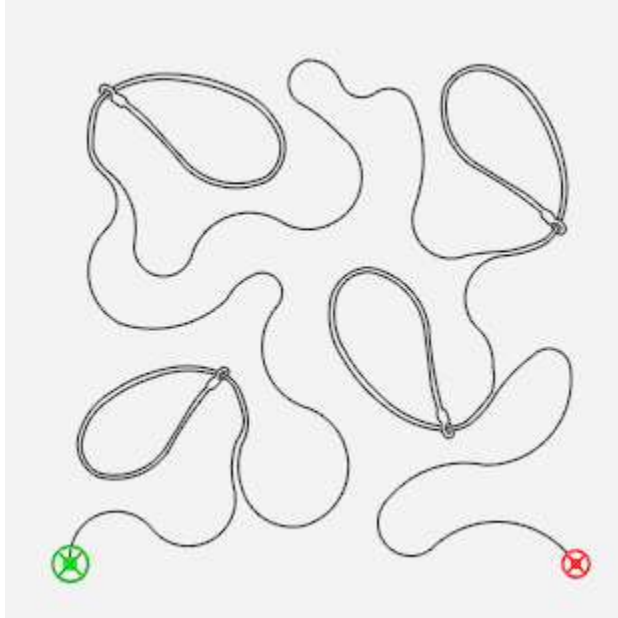
Sombreros

Stpattysday






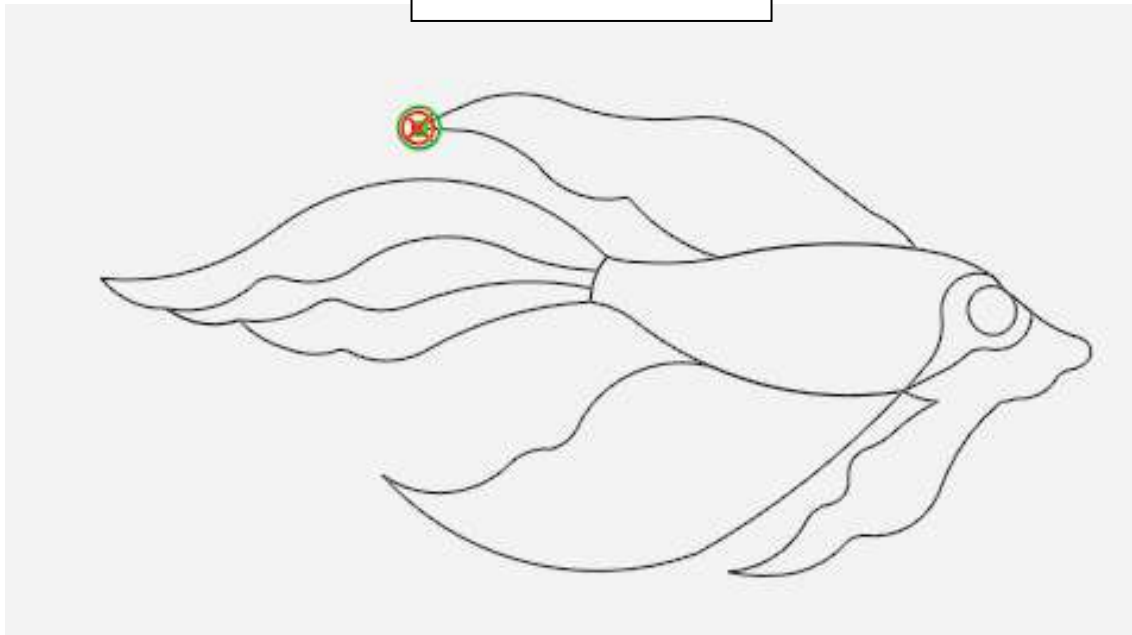
## Lasso



## Fancy Fish Block 1



## Fancy Fish Block 2



**Placemat Happy Hanukkah**



**Placemat Happy Holidays**





**Placemat Happy Kwanzaa**




**Placemat seasons greetings**



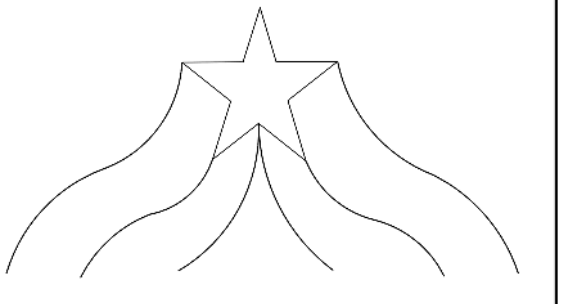
# Quilts of Valor




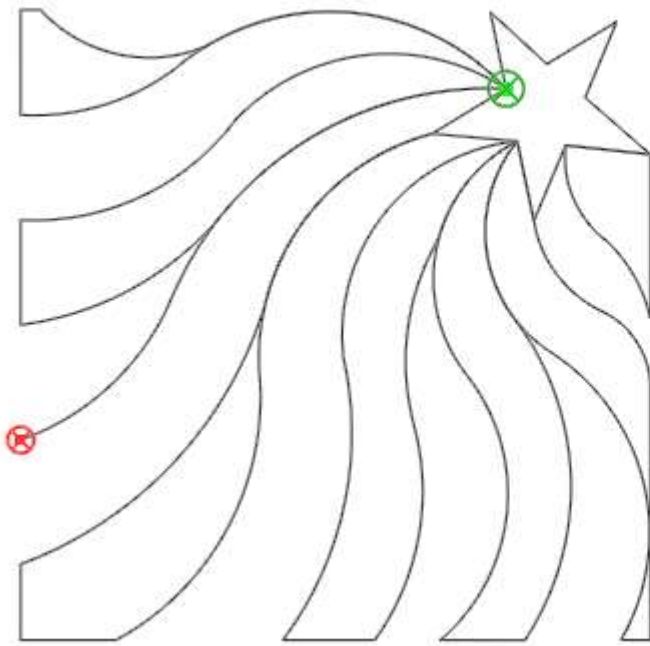
Border



Corner



Start Spangled Banner Blocks

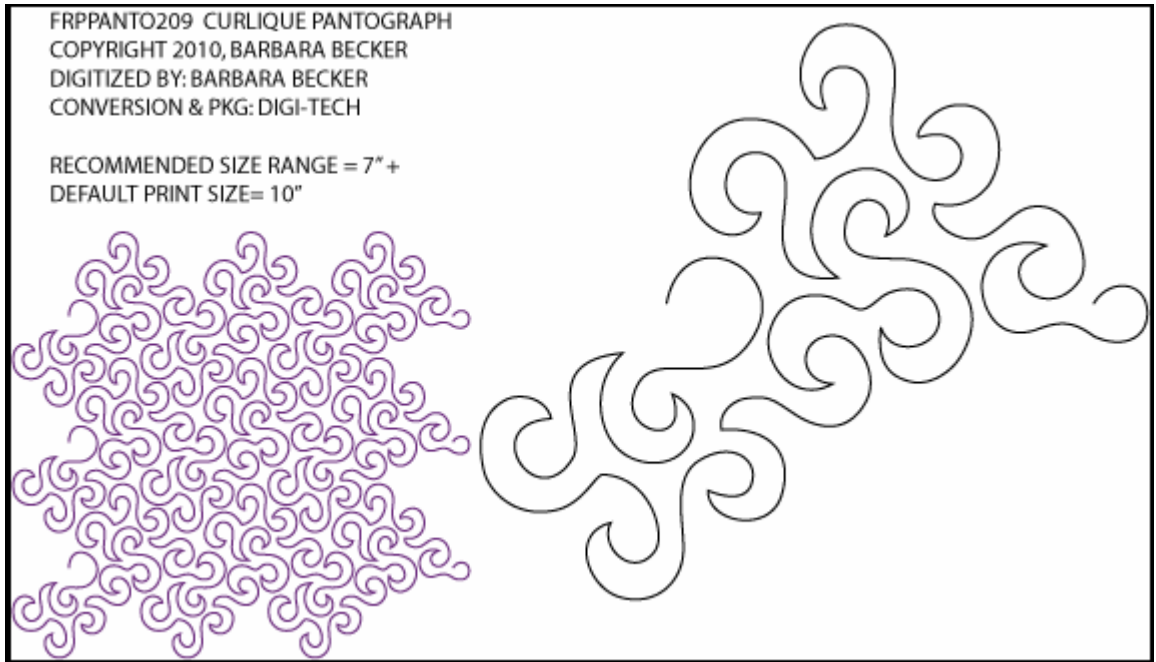



**Digi – Tech / Barber Becker**

FRPPANTO202 A LITTLE BIT THIS  
COPYRIGHT 2011, BARBARA BECKER /  
FOUR PAWS QUILTING  
DIGITIZED BY: BARBARA BECKER  
CONVERSION & PKG: DIGI-TECH

RECOMMENDED SIZE RANGE = 8 - 13"HT






FRPPANTO204 DAISY DAY  
COPYRIGHT 2011, BARBARA BECKER /  
FOUR PAWS QUILTING  
DIGITIZED BY: BARBARA BECKER  
CONVERSION & PKG: DIGI-TECH

RECOMMENDED SIZE RANGE = 5"-9"HT




FRPPANTO200 DRUNKEN FEATHERS  
copyright 2010, Barbara Becker / Four Paws Quilting  
digitized by Barbara Becker,  
conversions & pkg: Digi-Tech

RECOMMENDED SIZE RANGE 7" OR LARGER




FRPPANTO210 OCTOPUS SWIRL PANTO  
COPYRIGHT 2010, BARBARA BECKER  
DIGITIZED BY: BARBARA BECKER  
FORMATS & PKG: DIGI-TECH

RECOMMENDED SIZE RANGE = 7"+  
DEFAULT PRINT SIZE = 9"HT



FRPPANTO211 OUTSIDE IN PANTOGRAPH  
COPYRIGHT 2010, BARBARA BECKER  
DIGITIZED BY: BARBARA BECKER  
FORMATS & PKG: DIGI-TECH


RECOMMENDED SIZE RANGE = 7"+  
DEFAULT PRINT SIZE = 11"HT





FRPPANTO207 STAR DANCE PANTO  
COPYRIGHT 2011, BARBARA BECKER /  
FOUR PAWS QUILTING  
DIGITIZED BY: BARBARA BECKER  
CONVERSION & PKG: DIGI-TECH

RECOMMENDED SIZE RANGE = 7"HT OR  
LARGER



FRPPANTO201 WINTER WONDERLAND  
COPYRIGHT 2010, BARBARA BECKER /  
FOUR PAWS QUILTING  
DIGITIZED BY: BARBARA BECKER  
CONVERSION & PKG: DIGI-TECH

RECOMMENDED SIZE RANGE = 7" OR LARGER








# Digi-tech Celine Spader



CSPANTO12 FIRED IRON PANTOGRAPH  
COPYRIGHT 2010, CELINE SPADER  
DIGITIZED BY: CELINE SPADER  
CONVERSION & PKG: DIGI-TECH

RECOMMENDED SIZE RANGE =  
11" OR LARGER  
RECOMMENDED ROW INDEX =  
88-93% PATTERN HEIGHT






CSPANTO18 FIRED IRON SIMPLIFIED  
COPYRIGHT 2010, CELINE SPADER  
DIGITIZER: CELINE SPADER  
CONVERSION & PKG: DIGI-TECH  
RECOMMENDED SIZE RANGE =  
6-13"HT





CSPANTO05 LAZY PAISLEY  
C. 2009, CELINE SPADER  
DIGITIZED BY: DIGI-TECH  
RECOMMENDED SIZE RANGE:  
5-16" HT  
RECOMMENDED ROW  
INDEX = 94 - 95% PATTERN  
HEIGHT



# Digi – Tech / Christy Dillon

CDPANT008 CLOVER BORDER / PANTO  
COPYRIGHT 2010, CHRISTY DILLON  
DIGITIZED BY: CHRISTY DILLON  
CONVERSION & PKG: DIGI-TECH

RECOMMENDED SIZE RANGE =  
5-10" HT  
RECOMMENDED ROW INDEX =  
95-98% PATTERN HT



# Digi – tech / Darlene Epp

DEPANTO47  
CROWN JEWELS BORDER  
COPYRIGHT 2009, DARLENE EPP  
DIGITIZED BY DARLENE EPP




RECOMMENDED SIZE RANGE = 3-7"HT




DE051  
CROWN JEWELS PLACEMAT  
COPYRIGHT 2009, DARLENE EPP  
DIGITIZED BY DARLENE EPP


RECOMMENDED SIZE RANGE = 7"HT OR LARGER



DEFANTO9 PAISLEY ALLOVER  
C. 2008, DARLENE EPP  
DIGITIZER: DARLENE EPP  
PDF DEFAULT: 7" HT  
DIGITAL DEFAULT: 13" HT





*Digi – Tech / Dave Hudson*




DH1395 SEA WORTHY  
copyright 2004, Dave Hudson  
der. copyright 2010, Digi-Tech  
digitized by: Digi-Tech

RECOMMENDED SIZE RANGE =  
7-11"HT  
RECOMMENDED ROW INDEX =  
90-98% PATTERN HT



DH8005  
THE WOODS - MULTI-FIT PANTO  
c. 2008, Dave Hudson  
der. c. 2008, Digi-Tech Designs, LLC

Special Instructions: From the Series of  
Multi-Fit Pantos by Dave Hudson  
Will interlock with any of the patterns from that series.  
\* All rows from these are started from the same  
position so that they may be used together in rows  
shown above from one to another horizontally by  
starting the next pattern repeat from  
the end of the previous repeat as shown  
below.



## Digi-Tech / Dawna Sanders

DDTPANTO017 FEATHERS A LA MODE  
C. 2012, DAWNA SANDERS  
DIGITIZED BY: PATRICIA RITTER  
CONVERSION & PKG: DIGI-TECH  
WWW.DIGITECHPATTERNS.COM

RECOMMENDED SIZE RANGE = 7-10"HT  
DEFAULT PRINT SIZE = 8" DBL



## Digi-Tech/Deloa Jones

DJPANTO2 SPIKEY CURLS SASHING  
COPYRIGHT 2009, DELOA JONES  
DIGITIZED & CONVERTED BY: DIGI-TECH

RECOMMENDED SIZE RANGE= 1-6"HT  
DEFAULT PRINT SIZE = 3" DBL




OFFSET ALTERNATE ROWS 25% HORIZONTALLY




# Denise Schiller

DSPANTO63 RAPUNZEL  
RAVEN'S CLAW  
COPYRIGHT 2010, DENISE SCHILLINGER  
DIGITIZED BY: DENISE SCHILLINGER  
CONVERSION & PKG : DIGI-TECH  
WWW.DIGITECHPATTERNS.COM



RECOMMENDED SIZE RANGE =  
4-11"HT  
DEFAULT PRINT SIZE = 9"



## Hermione Agee – Lorien Quilting


LQPANTO016 BLACKBERRY  
C. 2011, HERMIONE AGEE  
DIGITIZED BY: HERMIONE AGEE & PATRICIA RITTER  
CONVERSION & PKG: DIGI-TECH

RECOMMENDED SIZE RANGE =4-9"  
DEFAULT PRINT SIZE = 7"DBL







LQPANTO284 BUNNIES PANTOGRAPH  
C. 2013, HERMIONE AGEE  
DIGITIZED BY: PATRICIA RITTER  
FORMATTING & PKG: DIGI-TECH  
RECOMMENDED SIZE RANGE = 6-9"HT  
DEFAULT PRINT SIZE = 8"HT




LQPANTO034 CHECK AND CHASE  
C. 2011, HERMIONE AGEE  
DIGITIZED BY: HERMIONE AGEE  
CONVERSION & PKG: DIGI-TECH

RECOMMENDED SIZE RANGE = 6-9"  
DEFAULT PRINT SIZE = 7"DBL

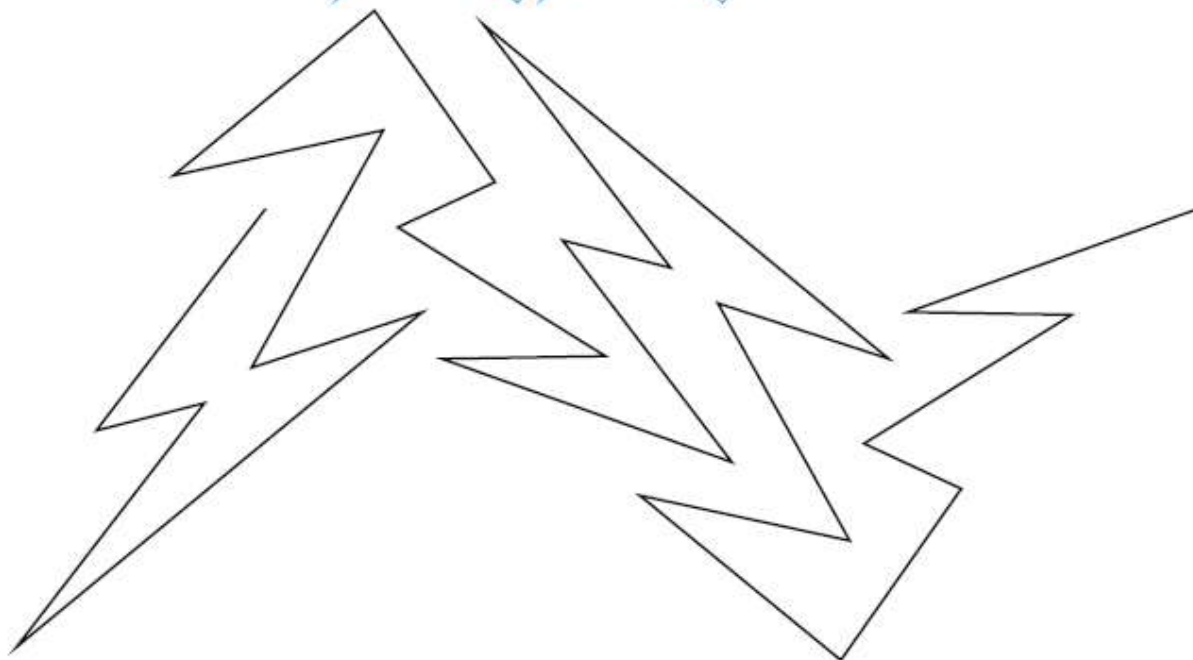



LQPANTO051 EBB AND FLOW  
C. 2011, HERMIONE AGEE  
DIGITIZED BY: HERMIONE AGEE  
CONVERSION & PKG: DIGI-TECH



RECOMMENDED SIZE RANGE = 4-7"HT  
DEFAULT PRINT SIZE = 6"DBL



LQPANTO386 VOLTS  
C. 2016, HERMIONE AGEE  
DIGITIZED BY: HERMIONE AGEE  
FORMATTING & PKG: DIGI-TECH  
RECOMMENDED SIZE = 4-10"  
DEFAULT PRINT SIZE = 7"





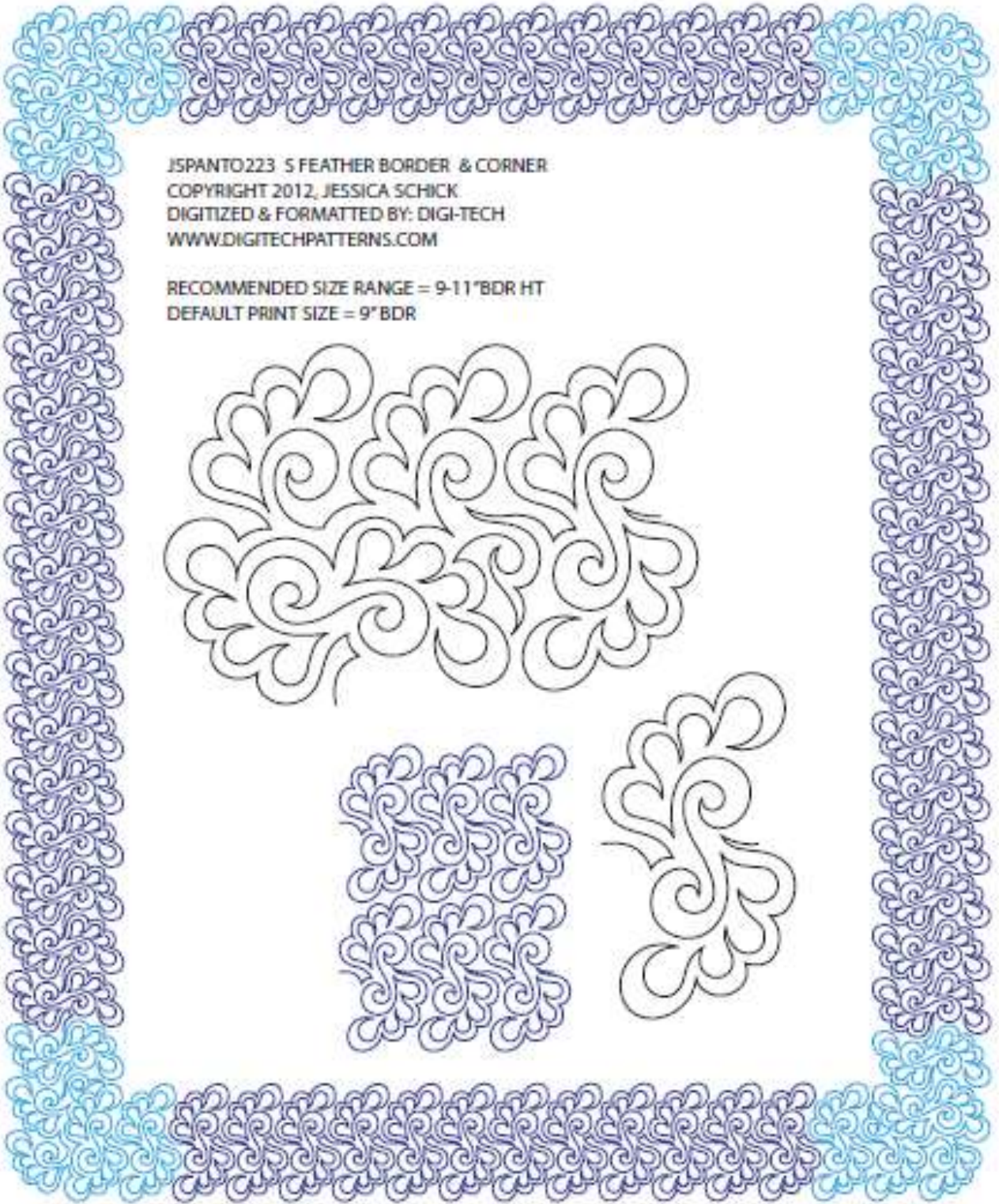
LQPANTO350 FINESSE  
C. 2015, HERMONEAGEE  
DIGITIZED BY: HERMONEAGEE  
FORMATTING & PKG: DIGI-TECH  
RECOMMENDED SIZE = 9"+  
DEFAULT PRINT SIZE = 11" HT



# Digi-Tech / Jessica Schick

JSPANTO374 BUBBLE & CURL PANTOGRAPH  
© 2015, JESSICA SCHICK  
DIGITIZED & FORMATTED BY: DIGI-TECH  
RECOMMENDED SIZE = 6" +  
DEFAULT PRINT SIZE = 10" HT






JSPANTO223 5 FEATHER BORDER & CORNER  
COPYRIGHT 2012, JESSICA SCHICK  
DIGITIZED & FORMATTED BY: DIGI-TECH  
WWW.DIGITECHPATTERNS.COM

RECOMMENDED SIZE RANGE = 9-11" BDR HT  
DEFAULT PRINT SIZE = 9" BDR


SES013V2 SHAMROCK BLOCK  
COPYRIGHT 2011, SAMANTHA SCHICK  
DIGITIZED BY: SAMANTHA SCHICK  
FORMATTED & PKG: DIGI-TECH  
WWW.DIGITECHPATTERNS.COM

RECOMMENDED SIZE RANGE = 6-12"  
DEFAULT PRINT SIZE = 4/6/8"BLK



JS241V1 MEDIEVAL PIKE BLOCK 2  
COPYRIGHT 2012, J SCHICK  
DIGITIZED & FORMATTED BY: J. SCHICK  
WWW.DIGITECHPATTERNS.COM

RECOMMENDED SIZE RANGE = 4-14"  
DEFAULT PRINT SIZE = 4/6/8"



JSPANTO118  
SHOW YOUR SUPPORT -  
AWARENESS RIBBON PANTO  
COPYRIGHT 2010, JESSICA SCHICK / DIGI-TECH  
DIGITIZED & CONVERTED BY: DIGI-TECH

RECOMMENDED SIZE RANGE =  
8" OR LARGER




JS195 SIMPLE 5PT STAR  
copyright 2011, J.Schick  
digitized by: Digi-Tech

RECOMMENDED SIZE RANGE=  
1-5"HT



ROW INDEX  
= ROW HEIGHT  
W/50% OFFSET  
ON ALT ROWS



RSPANTO267 SQUARE INTERLOCKING  
C. 2011, R&S DESIGNS  
DIGITIZED BY: PATRICIA RITTER  
CONVERSION & PKG: DIGI-TECH

RECOMMENDED SIZE RANGE =  
4"-11"HT  
DEFAULT PRINT SIZE = 6"DBL









Image 4. Basic flourish - available www.digittech.com

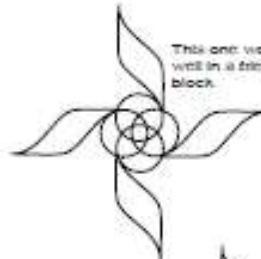
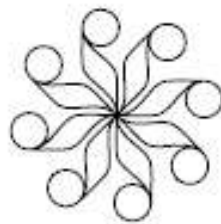
Jibard - Layout options




Straight art & offset pentagonish



Used as a motif & arranged in variety of arrays



This one works really well in a friendship star block.






# Spikey Fern 6 Piece Set

JSSET88

COPYRIGHT 2011, J SCHICK

DIGITIZED & FORMATTED BY: DIGI-TECH



# Digi – Tech / Judy Allen



JAPANTO11 LYNN'S FERNS PANTO  
COPYRIGHT 2009, JUDY ALLEN  
DIGITIZED BY: DIGI-TECH

RECOMMENDED SIZE RANGE =  
10-17" HT  
RECOMMENDED ROW INDEX =  
90-98% PATTERN HT




JAPANTO14 PLUSH PLUMES  
copyright 2009, Judy Allen  
digitized by: Digi-Tech  
conversions & pkg: Digi-Tech

RECOMMENDED SIZE RANGE = 10" OR LARGER  
(10" will be quite densely quilted)  
RECOMMENDED ROW INDEX = 98-105% pattern ht



JAPANTO10 OAK BREEZES REPEAT PROOF 1  
COPYRIGHT 2009, JUDY ALLEN  
DIGITIZED BY: DIGI-TECH  
CONVERSION & PKG: DIGI-TECH



RECOMMENDED SIZE RANGE = 7-17"  
RECOMMENDED ROW INDEX =  
95-100% PATTERN HT



# Digi – Tech / Karlee Porter



KPPANTO28 PATRIOT PANTOGRAPH  
COPYRIGHT 2012, KARLEE PORTER  
DIGITIZED BY KARLEE PORTER  
FORMATTED BY DIGI-TECH  
WWW.DIGITECHPATTERNS.COM

RECOMMENDED SIZE RANGE = 6-11"HT  
DEFAULT PRINT SIZE = 9"HT




KEPANTO45 LIDA PANTOGRAPH  
COPYRIGHT 2010 KERYN EMMERSON  
DIGITIZED BY KERYN EMMERSON  
FORMATTED BY DIGI-TECH

RECOMMENDED SIZE RANGE = 7"+





KEPANTO51 MANDARIN LACE PANTO  
COPYRIGHT 2011, KERYN EMMERSON  
DIGITIZED BY: KERYN EMMERSON  
FORMATTED BY: DIGI-TECH


RECOMMENDED SIZE RANGE = 10"+  
DEFAULT PRINT SIZE = 13" HT



KHPANTO01 ALLEGIANCE PANTOGRAPH  
C.2008, KRISTIN HOFTYZER  
DIGITIZED BY: KRISTIN HOFTYZER  
CONVERSION & PKG: DIGI-TECH

RECOMMENDED SIZE RANGE: 8"HT OR LARGER  
RECOMMENDED ROW INDEX : 95-103%  
PATTERN HT






KHPANTO05 EASY BAPTIST FAN  
C. 2009, KRISTIN HOFTYZER  
DIGITIZED BY: KRISTIN HOFTYZER  
CONVERSION & PKG: DIGI-TECH  
RECOMMENDED SIZE RANGE: 3-9"  
RECOMMENDED ROW INDEX =  
100% PATTERN HT


KHPANTO13 ECHOED HEARTS  
COPYRIGHT 2010, KRISTIN HOFTYZER  
DIGITIZED BY: KRISTIN HOFTYZER  
CONVERSION & PKG: DIGI-TECH

RECOMMENDED SIZE RANGE = 13" OR LARGER  
DEFAULT = 15" HT



KHPANTO33 MIDNIGHT SPARKLE E2E  
COPYRIGHT 2014, KRISTIN HOFTYZER  
DIGITIZED BY K. HOFTYZER & DIGI-TECH  
FORMATTED & PKG: DIGI-TECH  
DIGITECHPATTERNS.COM



RECOMMENDED SIZE = 11" +  
DEFAULT PRINT SIZE = 13" HT





LCPANTO 0022 TIGER SWIRL  
C. 2007, LISA H.CALLE  
DIGITIZED BY: PATRICIA RITTER  
CONVERSION & PKG: DIGI-TECH


RECOMMENDED SIZE RANGE = 9"+  
DEFAULT PRINT SIZE = 11"




MGPANTO0004 ORANGE PEEL EZE  
© 2015, MARCI GORE  
DIGITIZED BY: MARCI GORE  
FORMATTED BY: DIGI-TECH  
RECOMMENDED SIZE = 7"+  
DEFAULT PRINT SIZE = 10" HT




MHPANTO012 UNWIND  
C. 2016, MEGAN HAIN  
DIGITIZED BY: NATALIE GORMAN  
FORMATTING & PKG: DIGI-TECH  
RECOMMENDED SIZE = 3-9"  
DEFAULT PRINT SIZE = 7"




MCPANTO033 WHISPER  
C. 2015, MELONIE J. CALDWELL  
DIGITIZED BY: PATRICIA E. RITTER  
FORMATTING & PKG: DIGI-TECH  
RECOMMENDED SIZE = 5-9" HT  
DEFAULT PRINT SIZE = 7" DBL







MY001 FEELIN GROOVY PANTOGRAPH  
C. 2006, MICHELLE WYMAN & TERRI WATSON  
DIGITIZED: 2009, DIGI-TECH  
DIGITAL DEFAULT: 5.87"HT




MW006 STAR SWIRL PANTOGRAPH  
C. 2006, MICHELLE WYMAN & TERRI WATSON  
DIGITIZED: 2009, DIGI-TECH  
DIGITAL DEFAULT: 4.2"HT




DK3044-Placemat-1-Daffodil-Elegance.DXF  
copyright 2010, One Song Needle Arts/Donna Kleinke  
der. copyright 2010, Digi-Tech Designs, LLC  
digitized by: Donna Kleinke, converted by: Digi-Tech



DK3047-Placemat-4-Sweetheart-Wildflowers.DXF  
copyright 2010, One Song Needle Arts/Donna Kleinke  
der. copyright 2010, Digi-Tech Designs, LLC  
digitized by: Donna Kleinke, converted by: Digi-Tech



DK3046-Placemat-3-Autumn-Fancy.D2P  
copyright 2010, One Song Needle Arts/Donna Kleinke  
dwr. copyright 2010, Digi-Tech Designs, LLC  
digitized by: Donna Kleinke, converted by: Digi-Tech



PRVSPANTO006 Deja Vu  
C. 2014, Patricia E. Ritter & Valerie Smith  
DIGITIZED BY: PATRICIA RITTER  
FORMATTING & PKG: DIGI-TECH  
DIGITECHPATTERNS.COM

RECOMMENDED SIZE= 6-9" HT  
DEFAULT SIZE= 7" DBL



# Digi- Tech / Patricia Ritter


PRPANTO45 AGAVE PANTOGRAPH  
C. 2009, PATRICIA RITTER  
DIGITIZED BY: PATRICIA RITTER  
CONVERSION & PKG: DIGI-TECH

RECOMMENDED SIZE RANGE:  
4-10"HT  
RECOMMENDED ROW INDEX:  
70-75% PATTERN HT






PRPANTO398 Butterfly Bliss  
C. 2013, PATRICIA RITTER and JESSICA SCHICK  
DIGITIZED BY: PATRICIA RITTER  
FORMATTING & PKG: DIGI-TECH

RECOMMENDED SIZE RANGE = 9-13"  
DEFAULT PRINT SIZE = 11" HT




MOPANTO005 CELTIC CURLZ  
C. 2012, PATRICIA RITTER and MARYBETH O'HALLORAN  
DIGITIZED BY: PATRICIA RITTER  
CONVERSION & PKG: DIGI-TECH

RECOMMENDED SIZE RANGE = 4-9"HT  
DEFAULT PRINT SIZE = 6"DBL



PRPANTO14 COUD NINE PETITE  
C.2008, PATRICIA RITTER  
DIGITIZED BY: PATRICIA RITTER  
CONVERSION & PKG: DIGI-TECH


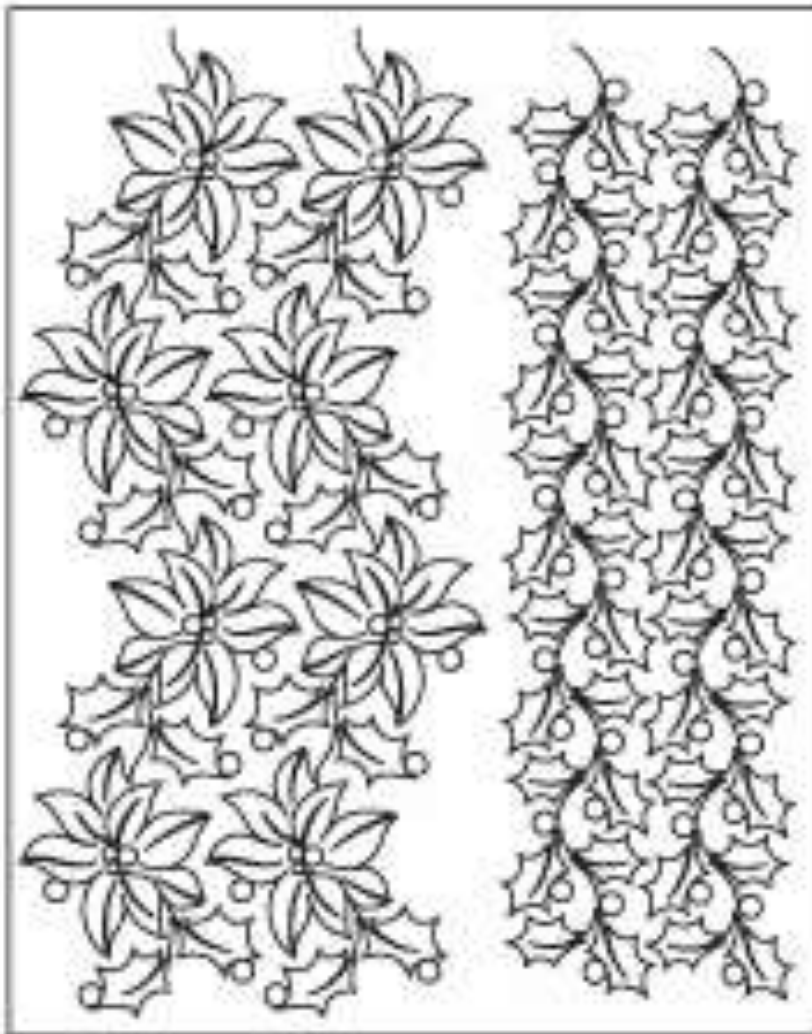
RECOMMENDED SIZE RANGE =  
2-7"HT  
RECOMMENDED ROW INDEX =  
65-80% PATTERN HT



PRSET401 AMETHYST BORDER & CORNER  
C. 2016, PATRICIA E. RITTER  
DIGITIZED BY: NATALIE GORMAN  
FORMATTING & PKG: DIGI-TECH  
RECOMMENDED SIZE = 8-10" HT  
DEFAULT PRINT SIZE = 9"









# Honeysuckle



PRSET047 - 6 PIECE PATTERN SET  
copyright 2010, Patricia Ritter / Urban Elementz  
digitized by: Patricia Ritter , conversion & pkg: Digi-Tech



## Oodles of Doodles 7 Piece Pattern Set

#PRSET0054

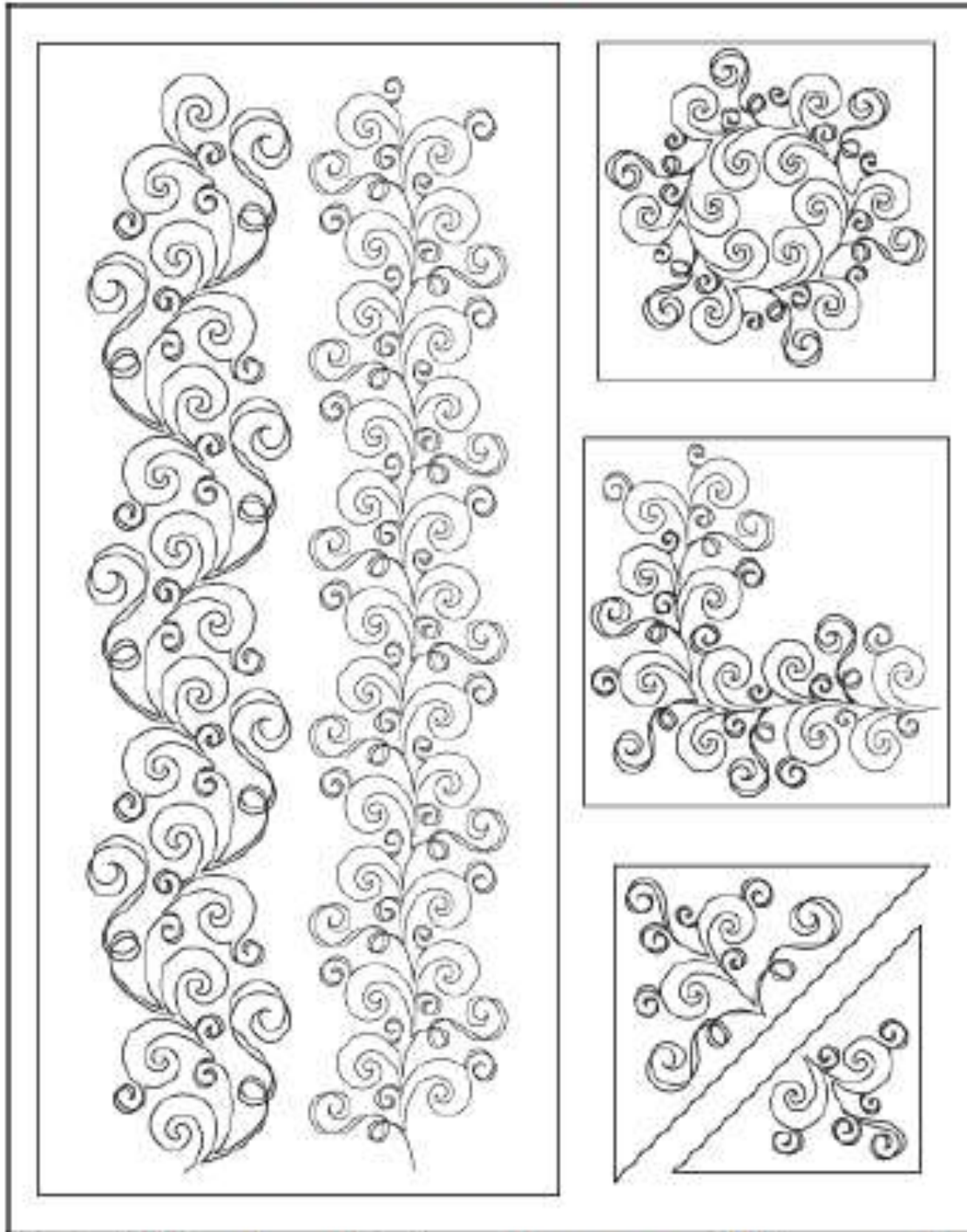
Includes pattern #'s PR0186, PR0187, PR0188, PR0189, PR0190

PRPANTO193 & PRPANTO194

Copyright 2010, Patricia Ritter / Urban Elementz

digitized by: Patricia Ritter



conversion & pkg: Digi-Tech



*\* Note: Additional coordinating patterns are available separately*


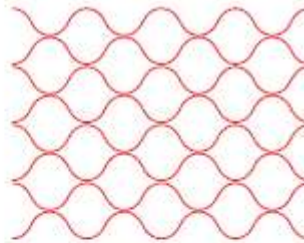
PRPANTO70 CURLZ PANTO  
copyright 2009, Patricia Ritter  
digitized by: Patricia Ritter  
conversion & pkg: DIGI-TECH

RECOMMENDED SIZE RANGE =  
3-8" HT  
RECOMMENDED ROW INDEX =  
80-95% PATTERN HT





PRPANTO589 DOUBLE TAKE  
C. 2015, PATRICIA E. RITTER  
DIGITIZED BY: PATRICIA E. RITTER  
FORMATTING & PKG: DIGI-TECH

RECOMMENDED SIZE = .5-3" HT  
DEFAULT PRINT SIZE = 2" DOUBLE ROW  
\* Open space between rows = 4" using  
default size.




PRPANTO18  
DUSTY MILLER GRANDE  
C.2008, PATRICIA RITTER  
DIGITIZER: PATRICIA RITTER  
CONVERSION & PKG: DIGI-TECH

RECOMMENDED SIZE RANGE =  
5-16"HT  
RECOMMENDED ROW INDEX =  
85-90% PATTERN HT



PRPANTO274 EYE OF THE STORM  
C. 2011, PATRICIA RITTER  
DIGITIZED BY: PATRICIA RITTER  
CONVERSION & PKG: DIGI-TECH

RECOMMENDED SIZE RANGE = 6-12"  
DEFAULT PRINT SIZE = 12"




PRPANTO011 FANDANGO  
C. 2014, SANDRA RITTER  
DIGITIZED BY: PATRICIA RITTER  
FORMATTING & PKG: DIGI-TECH  
DIGITECHPATTERNS.COM

RECOMMENDED SIZE = 8-11"  
DEFAULT PRINT SIZE = 10" HT



PRPANTO79 FERN PANTO  
copyright 2009, Patricia Ritter  
digitized by: Patricia Ritter  
conversion & pkg: DIGI-TECH

RECOMMENDED SIZE RANGE =  
4-8" HT  
RECOMMENDED ROW INDEX =  
80-95% PATTERN HT



PRPANTO180 FROM THE HEART PANTO  
C. 2010, PATRICIA RITTER  
DIGITIZED BY: PATRICIA RITTER  
CONVERSION & PKG: DIGI-TECH

RECOMMENDED SIZE RANGE =  
8" - HT



PRPANTO228 GARDEN PARTY  
C. 2011, PATRICIA RITTER  
DIGITIZED BY: PATRICIA RITTER  
CONVERSION & PKG: DIGI-TECH



RECOMMENDED SIZE RANGE = 9" OR LARGER  
DEFAULT PRINT SIZE = 11" HT



PRPANTO86 HARVEST WINDS PANTO

copyright 2009, Patricia Ritter  
digitized by: Patricia Ritter  
conversion & pkg: DIGI-TECH

RECOMMENDED SIZE RANGE =  
4" OR LARGER  
RECOMMENDED ROW INDEX =  
75-85% PATTERN HT



PRPANTO114 HOLLY'S HEARTS

copyright 2009, Patricia Ritter  
digitized by: Patricia Ritter  
conversion & pkg: DIGI-TECH



RECOMMENDED SIZE RANGE =  
3-8"HT  
RECOMMENDED ROW INDEX =  
80-90% PATTERN HT







PRPANTO256 KYOTO FANS  
C. 2011, PATRICIA RITTER  
DIGITIZED BY: PATRICIA RITTER  
CONVERSION & PKG: DIGI-TECH

RECOMMENDED SIZE RANGE = 7-13"  
DEFAULT PRINT SIZE = 10"HT




PRPANTO276 LIL LADYBUGS  
C. 2011, PATRICIA RITTER  
DIGITIZED BY: PATRICIA RITTER  
CONVERSION & PKG: DIGI-TECH

RECOMMENDED SIZE RANGE = 6-9"HT  
DEFAULT PRINT SIZE = 7"DB



PRPANT0220 LOVE DOODLE #2  
C. 2011, PATRICIA RITTER  
DIGITIZED BY: PATRICIA RITTER  
CONVERSION & PKG: DIGI-TECH



RECOMMENDED SIZE RANGE =  
PATTERN HT = 4" OR LARGER



PRPANT0102 SCRIBBLES PANTO


copyright 2009, Patricia Ritter  
digitized by: Patricia Ritter  
conversion & pkg: DIGI-TECH

RECOMMENDED SIZE RANGE =  
4" OR LARGER  
RECOMMENDED ROW INDEX =  
90-105% PATTERN HT



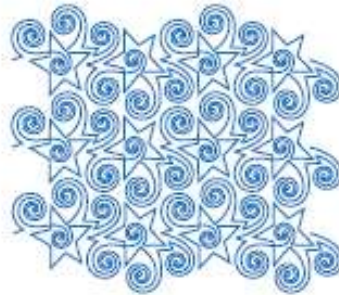
PRPANTO136 SNAPDRAGON PANTO  
COPYRIGHT 2009, PATRICIA RITTER  
DIGITIZING: PATRICIA RITTER  
CONVERSION & PKG: DIGI-TECH

RECOMMENDED SIZE RANGE--  
6" OR LARGER





PRPANTO273 SPARKLE  
C. 2011, PATRICIA RITTER  
DIGITIZED BY: PATRICIA RITTER  
CONVERSION & PKG: DIGI-TECH



RECOMMENDED SIZE RANGE = 7-11"  
DEFAULT PRINT SIZE = 8"





PRLFPANTO030 TWIRL  
C. 2016, PATRICIA E. RITTER & LESHAFARNSWORTH  
DIGITIZED BY: PATRICIA RITTER  
FORMATTING & PKG: DIGI-TECH  
RECOMMENDED SIZE = 7-12" HT  
DEFAULT PRINT SIZE = 10" HT



PRPANTO292 WAVE ON WAVE  
C. 2011, PATRICIA RITTER  
DIGITIZED BY: PATRICIA RITTER  
CONVERSION & PKG: DIGI-TECH  
RECOMMENDED SIZE RANGE = 6-9" HT  
DEFAULT PRINT SIZE = 7" DBL



PRPANTO292 WAVE ON WAVE  
C. 2011, PATRICIA RITTER  
DIGITIZED BY: PATRICIA RITTER  
CONVERSION & PKG: DIGI-TECH  
RECOMMENDED SIZE RANGE = 6-9"HT  
DEFAULT PRINT SIZE = 7"DBL



PRPANTO183 YIPPEE KI YAY PANTO  
C. 2010, PATRICIA RITTER  
DIGITIZED BY: PATRICIA RITTER  
CONVERSION & PKG: DIGI-TECH

RECOMMENDED SIZE RANGE =  
4" - 10"HT  
RECOMMENDED ROW INDEX =  
80-95% PATTERN HT





PRVSPANTO006 DeJa Vu  
C. 2014, Patricia E. Ritter & Valerie Smith  
DIGITIZED BY: PATRICIA RITTER  
FORMATTING & PKG: DIGI-TECH  
DIGITECHPATTERNS.COM

RECOMMENDED SIZE= 6-9" HT  
DEFAULT SIZE= 7" DBL





RSPANTO267 SQUARE INTERLOCKING  
C. 2011, R&S DESIGNS  
DIGITIZED BY: PATRICIA RITTER  
CONVERSION & PKG: DIGI-TECH

RECOMMENDED SIZE RANGE =  
4"-11" HT  
DEFAULT PRINT SIZE = 6" DBL



## Quilters Niche




Copyright Quilters Niche. Pattern may be modified to suit your own or customer's quilt.  
It may not be shared, sold, or distributed in any way.  
Suggested row spacing between start points: 95 percent of row height.

SSEZPZPANTO21  
EZPZ DAISIES & LOOPS  
C. 2009, SUE SCHMIEDEN  
DIGITIZED BY: DIGI-TECH

RECOMMENDED ROW INDEX =  
98%-105% PATTERN HT


RECOMMENDED SIZE RANGE:  
11-15"





# Forever in Stitches

*Patriots Pride Star Meander 3*



# Essential Elementz Monthly Design Sets

## April 2011 Purple Meadows

PR0231 PURPLE MEADOW BLOCK 1  
C. 2011, PATRICIA RITTER and KAREN THOMPSON  
DIGITIZED BY: PATRICIA RITTER  
CONVERSION & PKG: DIGI-TECH

RECOMMENDED SIZE RANGE = 4"+  
DEFAULT PRINT SIZE = 4/6/8"




PR0232 PURPLE MEADOW BLOCK 2  
C. 2011, PATRICIA RITTER and KAREN THOMPSON  
DIGITIZED BY: PATRICIA RITTER  
CONVERSION & PKG: DIGI-TECH

RECOMMENDED SIZE RANGE = 4"+



PR0233 PURPLE MEADOW TRIANGLE BLOCK  
C. 2011, PATRICIA RITTER and KAREN THOMPSON  
DIGITIZED BY: PATRICIA RITTER  
CONVERSION & PKG: DIGI-TECH

RECOMMENDED SIZE RANGE = 3" +





PR0234 PURPLE MEADOW CORNER  
 C. 2011, PATRICIA RITTER and KAREN THOMPSON  
 DIGITIZED BY: PATRICIA RITTER  
 CONVERSION & PKG: DIGI-TECH

RECOMMENDED SIZE RANGE =  
 TO COORDINATE WITH BORDER PATTERN  
 SOLD SEPARATELY PRPANT0226


PRPANT0225 PURPLE MEADOW  
 C. 2011, PATRICIA RITTER and KAREN THOMPSON  
 DIGITIZED BY: PATRICIA RITTER  
 CONVERSION & PKG: DIGI-TECH

RECOMMENDED SIZE RANGE = 1" x  
 DEFAULT PRINT SIZE = 4" x 4"



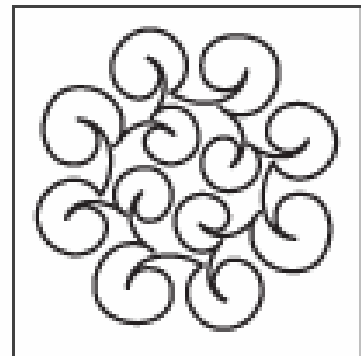




PRPANT0226 PURPLE MEADOW BORDER  
 C. 2011, PATRICIA RITTER and KAREN THOMPSON  
 DIGITIZED BY: PATRICIA RITTER  
 CONVERSION & PKG: DIGI-TECH




RECOMMENDED SIZE RANGE =  
 3" - 7" HT  
 DEFAULT PRINT SIZE = 5" DBL



May 2011 Leap Frogs



June 2011 Utopia



## Jul 2011 Hawaiian Holiday

PRO238 HAWAIIAN HOLIDAY BLOCK #1  
C. 2011, PATRICIA RITTER  
DIGITIZED BY: PATRICIA RITTER  
CONVERSION & PKG: DIGI-TECH

RECOMMENDED SIZE RANGE = 6"+  
DEFAULT PRINT SIZE = 4/6/8"BLK



PRO239 HAWAIIAN HOLIDAY BLOCK #2  
C. 2011, PATRICIA RITTER  
DIGITIZED BY: PATRICIA RITTER  
CONVERSION & PKG: DIGI-TECH

RECOMMENDED SIZE RANGE = 6"+  
DEFAULT PRINT SIZE = 10/12"



PRO240 HAWAIIAN HOLIDAY TRI BLOCK #1  
C. 2011, PATRICIA RITTER  
DIGITIZED BY: PATRICIA RITTER  
CONVERSION & PKG: DIGI-TECH

RECOMMENDED SIZE RANGE = 4"+  
DEFAULT PRINT SIZE = 10/12 WIDTH



PRO241 HAWAIIAN HOLIDAY TRI BLOCK #2  
C. 2011, PATRICIA RITTER  
DIGITIZED BY: PATRICIA RITTER  
CONVERSION & PKG: DIGI-TECH

RECOMMENDED SIZE RANGE = 4"+  
DEFAULT PRINT SIZE = 4/6/8"





PRO242 HAWAIIAN HOLIDAY CORNER  
 C. 2011, PATRICIA RITTER  
 DIGITIZED BY: PATRICIA RITTER  
 CONVERSION & PKG: DIGI-TECH

RECOMMENDED SIZE RANGE = TO  
 COORDINATE WITH PRPANTO237  
**SOLD SEPARATELY**

PRO243 HAWAIIAN HOLIDAY BORDER CORNER  
 C. 2011, PATRICIA RITTER  
 DIGITIZED BY: PATRICIA RITTER  
 CONVERSION & PKG: DIGI-TECH

RECOMMENDED SIZE RANGE = TO  
 COORDINATE WITH PRPANTO238  
**SOLD SEPARATELY**



PRPANTO0237 HAWAIIAN HOLIDAY  
 C. 2011, PATRICIA RITTER  
 DIGITIZED BY: PATRICIA RITTER  
 CONVERSION & PKG: DIGI-TECH

RECOMMENDED SIZE RANGE = 4-9"HT  
 DEFAULT PRINT SIZE = 7"HT




PRPANTO238 HAWAIIAN HOLIDAY SASHING  
 C. 2011, PATRICIA RITTER  
 DIGITIZED BY: PATRICIA RITTER  
 CONVERSION & PKG: DIGI-TECH

RECOMMENDED SIZE RANGE = 2"- 6"HT  
 DEFAULT PRINT SIZE = 4"DBL



## August 2011 Jalapeno Peppers



PRO229 JALAPENO PEPPERS BLOCK  
C. 2011, PATRICIA RITTER  
DIGITIZED BY: PATRICIA RITTER  
CONVERSION & PKG: DIGI-TECH

RECOMMENDED SIZE RANGE = 6"+  
DEFAULT PRINT SIZE = 10/12"



PRO230 JALAPENO PEPPERS TRIANGLE BLOCK #1  
C. 2011, PATRICIA RITTER  
DIGITIZED BY: PATRICIA RITTER  
CONVERSION & PKG: DIGI-TECH

RECOMMENDED SIZE RANGE = 4"+  
DEFAULT PRINT SIZE = 4/6/8"






PR0244 JALAPENO PEPPERS TRIANGLE BLOCK #2  
C. 2011, PATRICIA RITTER  
DIGITIZED BY: PATRICIA RITTER  
CONVERSION & PKG: DIGI-TECH

RECOMMENDED SIZE RANGE = 2"+  
DEFAULT PRINT SIZE = 4/6/8" LENGTH



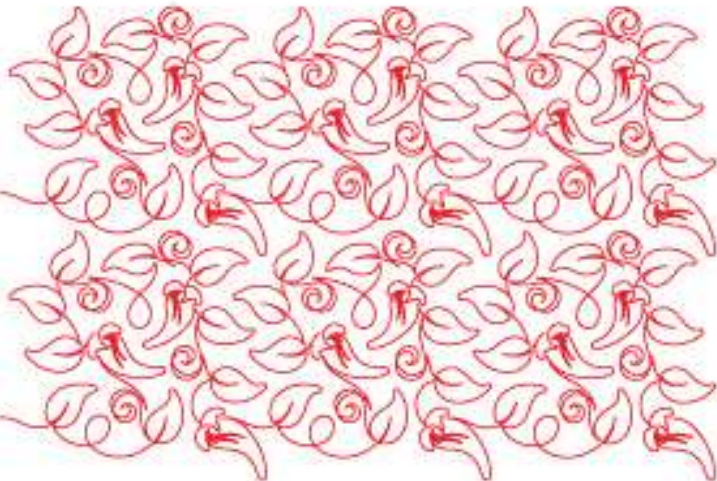
PRPANTO215 JALAPENO PEPPERS  
C. 2011, PATRICIA RITTER  
DIGITIZED BY: PATRICIA RITTER  
CONVERSION & PKG: DIGI-TECH

RECOMMENDED SIZE RANGE = 4-9"HT  
DEFAULT PRINT SIZE = 6"



PRPANTO216 JALAPENO PEPPERS - GRANDE  
C. 2011, PATRICIA RITTER  
DIGITIZED BY: PATRICIA RITTER  
CONVERSION & PKG: DIGI-TECH

RECOMMENDED SIZE RANGE = 9"+  
DEFAULT PRINT SIZE = 11"HT



# Sept 2011 Passion Flower


PR0249 PASSION FLOWER BLOCK 1  
C. 2011, PATRICIA RITTER  
DIGITIZED BY: PATRICIA RITTER  
CONVERSION & PKG: DIGI-TECH

RECOMMENDED SIZE RANGE = 8" OR LARGER  
DEFAULT PRINT SIZE = 10/12"




PR0250 PASSION FLOWER BLOCK 2  
C. 2011, PATRICIA RITTER  
DIGITIZED BY: PATRICIA RITTER  
CONVERSION & PKG: DIGI-TECH

RECOMMENDED SIZE RANGE = 8" OR LARGER  
DEFAULT PRINT SIZE = 10/12"





PR0251 PASSION FLOWER TRIANGLE 1  
C. 2011, PATRICIA RITTER  
DIGITIZED BY: PATRICIA RITTER  
CONVERSION & PKG: DIGI-TECH

RECOMMENDED SIZE RANGE = 6"+  
DEFAULT PRINT SIZE = 10/12"




PRPANTO241 PASSION FLOWER SASHING  
C. 2011, PATRICIA RITTER  
DIGITIZED BY: PATRICIA RITTER  
CONVERSION & PKG: DIGI-TECH

RECOMMENDED SIZE RANGE = 2-6"HT  
DEFAULT PRINT SIZE = 3"DBL



PR0252 PASSION FLOWER TRIANGLE 2  
C. 2011, PATRICIA RITTER  
DIGITIZED BY: PATRICIA RITTER  
CONVERSION & PKG: DIGI-TECH

RECOMMENDED SIZE RANGE = 3"+  
DEFAULT PRINT SIZE = 4/6/8"




PR0253 PASSION FLOWER CORNER  
C. 2011, PATRICIA RITTER  
DIGITIZED BY: PATRICIA RITTER  
CONVERSION & PKG: DIGI-TECH

RECOMMENDED SIZE RANGE = TO COORDINATE  
WITH PRPANTO240 (SOLD SEPARATELY)



PRPANTO240 PASSION FLOWER  
C. 2011, PATRICIA RITTER  
DIGITIZED BY: PATRICIA RITTER  
CONVERSION & PKG: DIGI-TECH

RECOMMENDED SIZE RANGE = 7-13"HT  
DEFAULT PRINT SIZE = 10"



## Oct 2011 Fanfare

PR0254 FANFARE BLOCK 1  
C. 2011, PATRICIA RITTER  
DIGITIZED BY: PATRICIA RITTER  
CONVERSION & PKG: DIGI-TECH

RECOMMENDED SIZE RANGE =6"+  
DEFAULT PRINT SIZE=4/6/8"




PR0255 FANFARE BLOCK 2  
C. 2011, PATRICIA RITTER  
DIGITIZED BY: PATRICIA RITTER  
CONVERSION & PKG: DIGI-TECH

RECOMMENDED SIZE RANGE =6"+  
DEFAULT PRINT SIZE=4/6/8"



PR0257 FANFARE GRANDE CORNER  
C. 2011, PATRICIA RITTER  
DIGITIZED BY: PATRICIA RITTER  
CONVERSION & PKG: DIGI-TECH

RECOMMENDED SIZE RANGE =  
TO COORDINATE WITH PRPANTO244  
(SOLD SEPARATELY)



PR0258 FANFARE TRIANGLE BLOCK 1


C. 2011, PATRICIA RITTER

DIGITIZED BY: PATRICIA RITTER

CONVERSION & PKG: DIGI-TECH

RECOMMENDED SIZE RANGE = 6"+

DEFAULT PRINT SIZE = 4,6/8"



PRO259 FANFARE TRIANGLE BLOCK 2

C. 2011, PATRICIA RITTER

DIGITIZED BY: PATRICIA RITTER

CONVERSION & PKG: DIGI-TECH

RECOMMENDED SIZE RANGE = 6"+

DEFAULT PRINT SIZE = 4,6/8"



PRPANTO244 FANFARE GRANDE

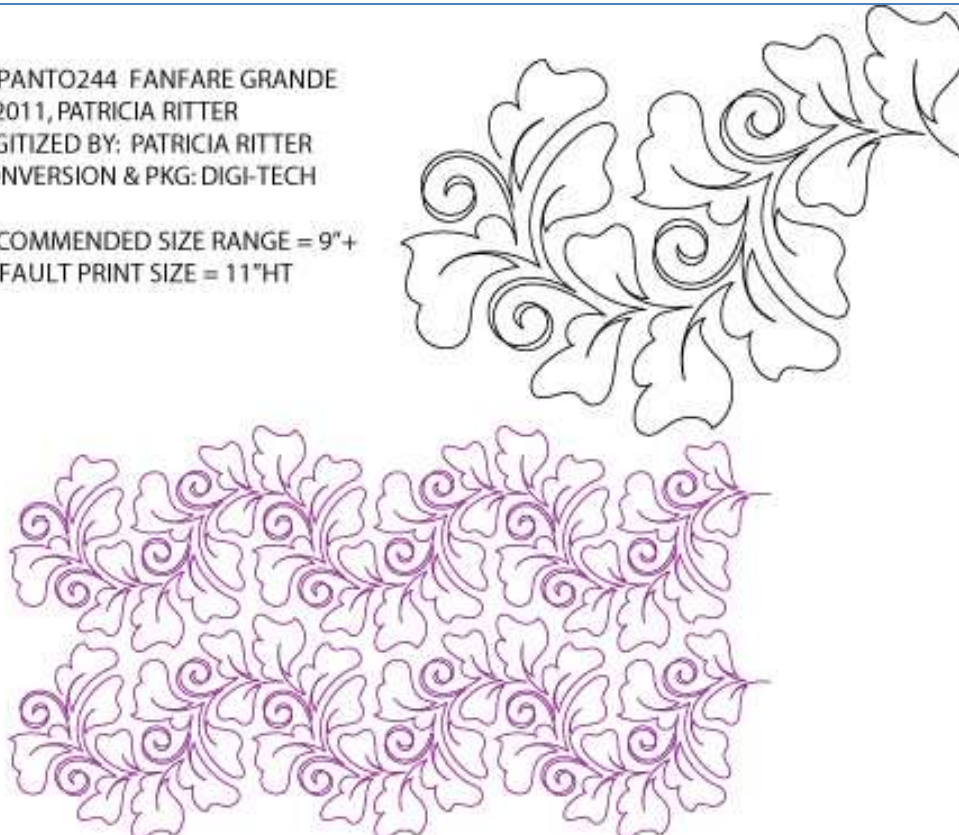
C. 2011, PATRICIA RITTER

DIGITIZED BY: PATRICIA RITTER

CONVERSION & PKG: DIGI-TECH


RECOMMENDED SIZE RANGE = 9"+

DEFAULT PRINT SIZE = 11"HT





PRPANTO245 FANFARE BORDER  
C. 2011, PATRICIA RITTER  
DIGITIZED BY: PATRICIA RITTER  
CONVERSION & PKG: DIGI-TECH

RECOMMENDED SIZE RANGE = 3-9"HT  
DEFAULT PRINT SIZE = 6"DBL




OCTOBER 2011 - FANFARE



# Nov 2011 Botanical Gardens

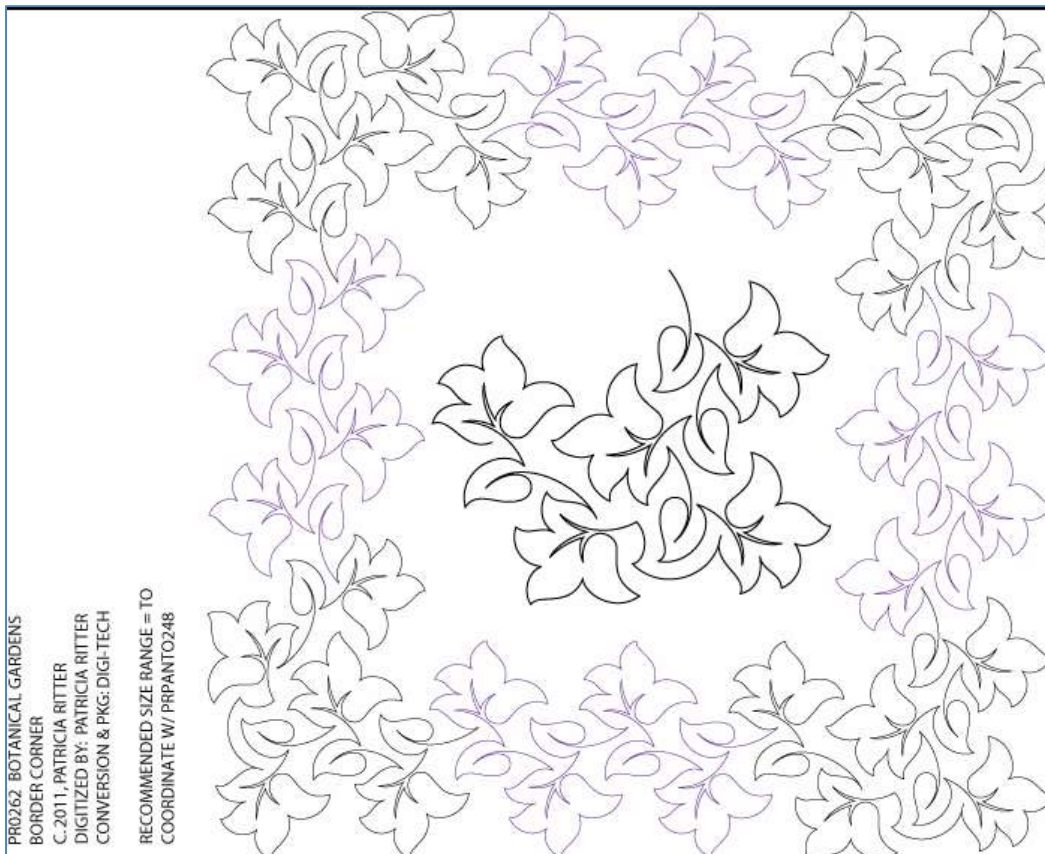

PR0260 BOTANICAL GARDENS BLOCK 1  
C. 2011, PATRICIA RITTER  
DIGITIZED BY: PATRICIA RITTER  
CONVERSION & PKG: DIGI-TECH

RECOMMENDED SIZE RANGE = 8"+  
DEFAULT PRINT SIZE = 10/12" W



PR0261 BOTANICAL GARDENS BLOCK 2  
C. 2011, PATRICIA RITTER  
DIGITIZED BY: PATRICIA RITTER  
CONVERSION & PKG: DIGI-TECH

RECOMMENDED SIZE RANGE = 8"+  
DEFAULT PRINT SIZE = 10/12"



PR0262 BOTANICAL GARDENS  
BORDER CORNER  
C.2011, PATRICIA RITTER  
DIGITIZED BY: PATRICIA RITTER  
CONVERSION & PKG: DIGI-TECH  
RECOMMENDED SIZE RANGE = TO  
COORDINATE W/ PRPANTO248


PR0263 BOTANICAL GARDENS TRIANGLE BLOCK 1  
C. 2011, PATRICIA RITTER  
DIGITIZED BY: PATRICIA RITTER  
CONVERSION & PKG: DIGI-TECH

RECOMMENDED SIZE RANGE = 6"+  
DEFAULT PRINT SIZE = 10/12" WIDTH



PR0264 BOTANICAL GARDENS TRIANGLE BLOCK 2  
C. 2011, PATRICIA RITTER  
DIGITIZED BY: PATRICIA RITTER  
CONVERSION & PKG: DIGI-TECH

RECOMMENDED SIZE RANGE = 4"+  
DEFAULT PRINT SIZE = 4/6/8"



PR0292 BOTANICAL GARDENS CORNER  
C. 2011, PATRICIA RITTER  
DIGITIZED BY: PATRICIA RITTER  
CONVERSION & PKG: DIGI-TECH

RECOMMENDED SIZE RANGE =  
TO COORDINATE WITH PRPANTO247




PRPANTO247 BOTANICAL GARDENS  
C. 2011, PATRICIA RITTER  
DIGITIZED BY: PATRICIA RITTER  
CONVERSION & PKG: DIGI-TECH

RECOMMENDED SIZE RANGE = 7" OR LARGER  
DEFAULT PRINT SIZE = 9"HT




PRPANTO248 BOTANICAL GARDENS BORDER  
C. 2011, PATRICIA RITTER  
DIGITIZED BY: PATRICIA RITTER  
CONVERSION & PKG: DIGI-TECH


RECOMMENDED SIZE RANGE = 3-7"ht  
DEFAULT PRINT SIZE = 7"DBL



Dec 2011 Yuletide









**Jan 2012 Ribbon Romance**



Love Doodle - Revised  
Whole Cloth Layout

© 2011 Patricia E. Ritter



Ribbon Romance "Regular" Set

10" pantograph

3 ½" Panto/Sashing

3 Blocks

2 Set-In Triangles

2 Corners

**Feb 2012 Mountain Laurel**




Mountain Laurel Whole Cloth Layout #1

© 2011 Patricia E. Ritter

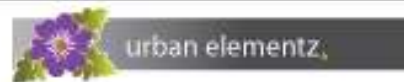




urban elementz



Mountain Laurel Whole Cloth Layout #2

© 2011 Patricia E. Ritter






---

Mountain Laurel Standard Set  
Urban Elementz Pattern Club - February 2012

March 2012 Spider Lily



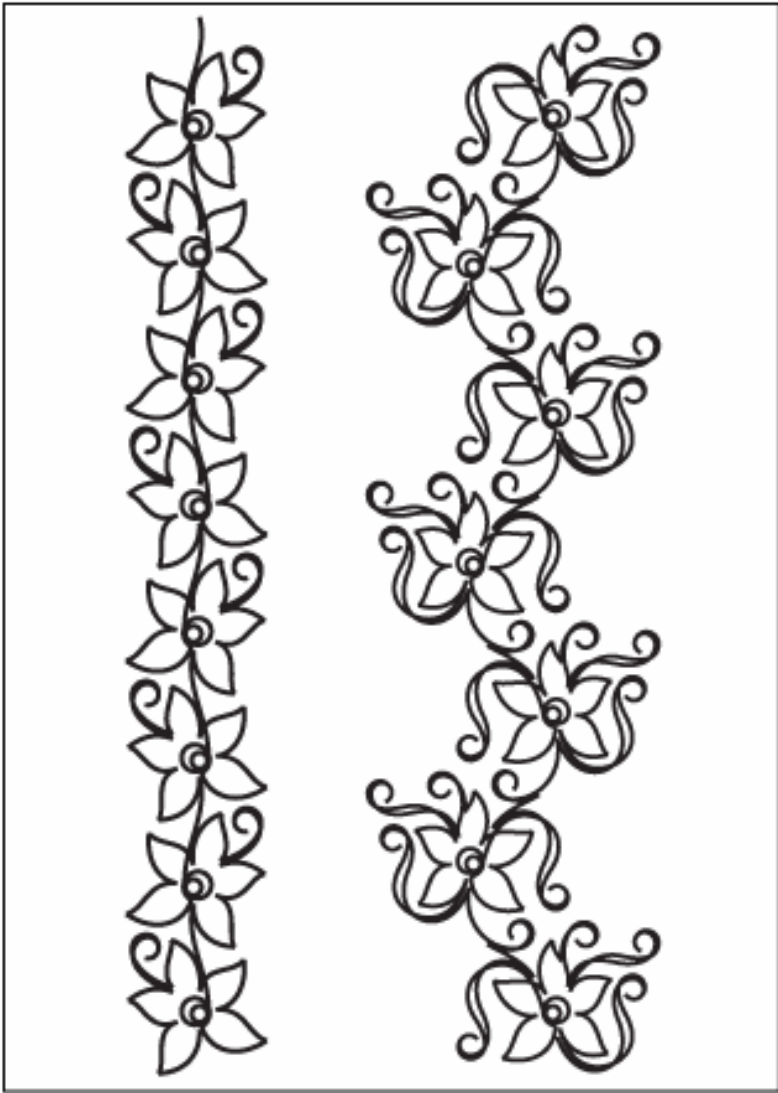


Spider Lily Whole Cloth Layout




© 2012 Patricia E. Ritter and Lisa H. Calle









April 2012 Sweet Pea









**May 2012 Tapestry**



Tapestry Whole Cloth Layout

© 2012 Patricia E. Ritter





# June 2012 Very Berry

Very Berry - June 2012 Club Set

---






July 2012 Tellis

---


JULY 2012 ESSENTIAL ELEMENTZ CLUB

---







August 2012 Holly Hock







Hollyhock Whole Cloth Layout


© 2012 Patricia E. Ritter and Hermiane Agee




**Sept 2012 English Ivy**

ESSENTIAL ELEMENTZ STANDARD CLUB SEPTEMBER 2012









# Free Pantographs

## Digi-Tech – Jessica Schick

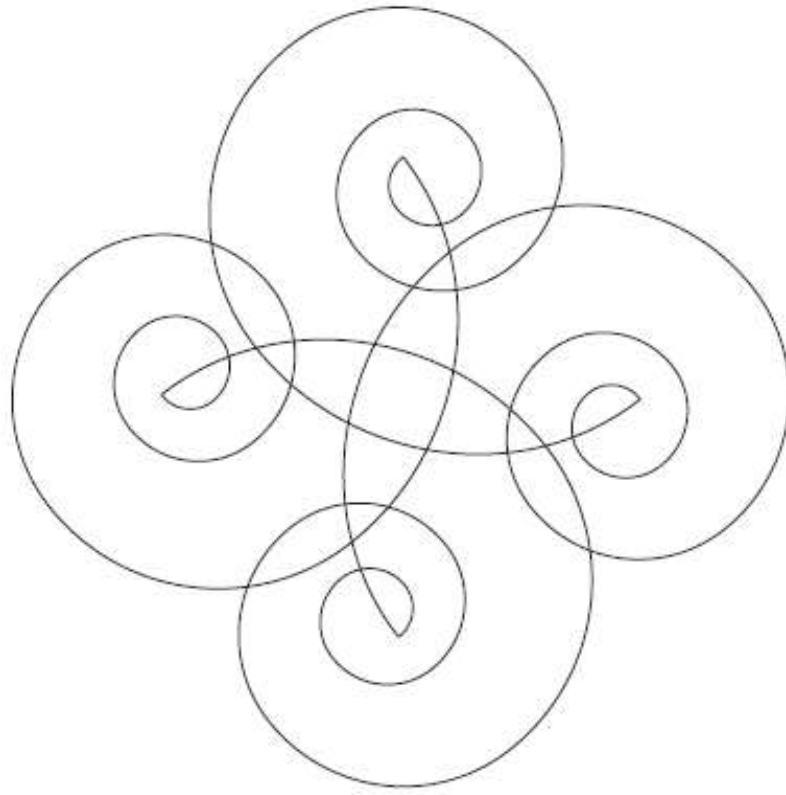
JS063 ARRAY SQUARED #63  
C.2008, JESSICA SCHICK  
DIGITIZED BY: DIGI-TECH

PDF SIZE: 7.5"






LCPANT00020 RAINDROPS  
C. 2007, LISA H.CALLE  
DIGITIZED BY: LISA H.CALLE  
CONVERSION & PKG: DIGI-TECH  
WWW.DIGITECHPATTERNS.COM  
RECOMMENDED SIZE RANGE = 4-7"  
DEFAULT PRINT SIZE = 5"DBL

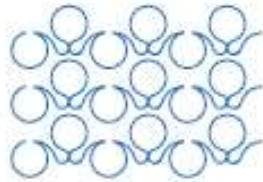


JS212 ABSTRACT BLOCK #212  
COPYRIGHT 2011, JESSICA SCHICK  
DIGITIZED & FORMATTED: DIGI-TECH  
RECOMMENDED SIZE RANGE = 2+  
DEFAULT PRINT SIZE = 4/6/8"

**Lisa Calle**




LCPANTO 0038 Bubble Bath  
C. 2008, LISA H.CALLE  
DIGITIZED BY: Lisa H Calle  
FORMATTED & PKG: DIGI-TECH  
WWW.DIGITECHPATTERNS.COM




RECOMMENDED SIZE RANGE = 3-5"HT  
DEFAULT PRINT SIZE = 4"DBL

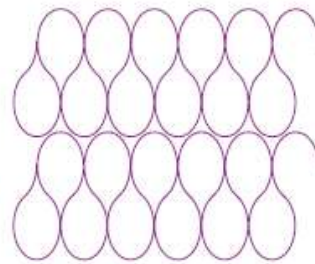
LCPANTO 0039 Double Pebble- Free  
C. 2008, LISA H.CALLE  
DIGITIZED BY: Lisa H Calle  
FORMATTED & PKG: DIGI-TECH  
WWW.DIGITECHPATTERNS.COM



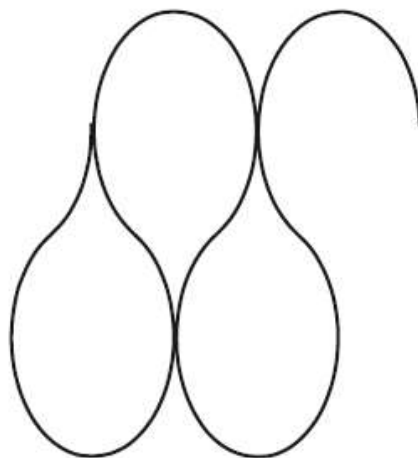
RECOMMENDED SIZE RANGE = 3-5"HT  
DEFAULT PRINT SIZE = 4"DBL



LCPANTO 0040 Ribbon Candy  
C. 2008, LISA H.CALLE  
DIGITIZED BY: Lisa H Calle  
FORMATTED & PKG: DIGI-TECH  
WWW.DIGITECHPATTERNS.COM



RECOMMENDED SIZE RANGE = 3-5"HT  
DEFAULT PRINT SIZE = 4"DBL






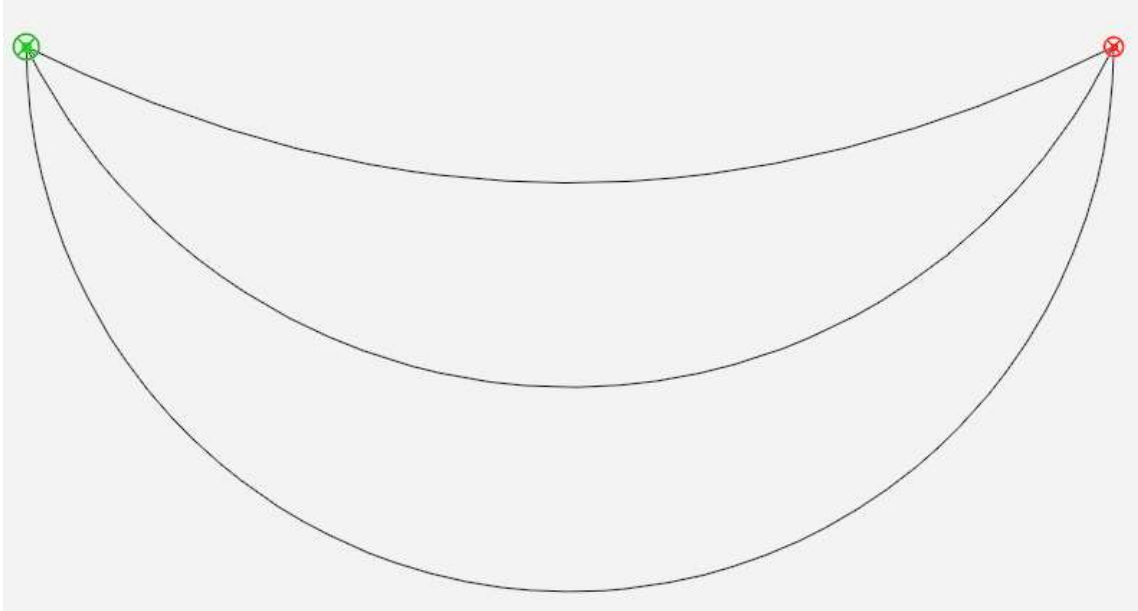
# *Free Pantographs*

## *Handi Quilter Free Pantos*


### *Petal Flower Design*




## **Continuous Swag Design**



## **Curls and Leaves Design**



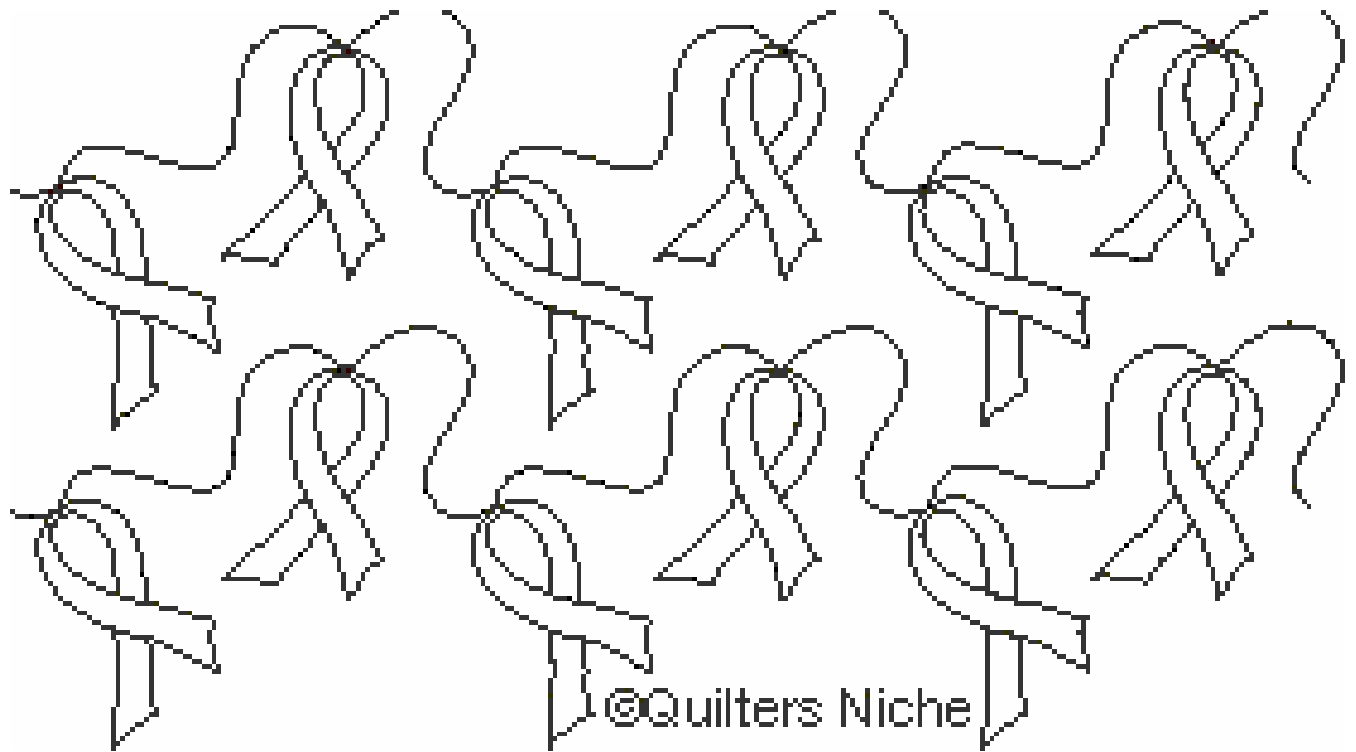
## **Acorn Motif**




## **Bats**



## **Breast Cancer Ribbon**



## Hope




## Stars


@Quilters Niche

## & Stripes


## V2



## **Stars & Strips V3**



# **Willowy Weeds**




Willowy Weeds

©Quilters Niche

## **Urban Elementz Free Stuff** **American Beauty**



# Aralia




## Birthday Wishes

PRPANTO189 BIRTHDAY WISHES PANTO  
C. 2010, PATRICIA RITTER  
DIGITIZED BY: PATRICIA RITTER  
CONVERSION & PKG: DIGI-TECH

RECOMMENDED SIZE RANGE =  
5-7" HT  
RECOMMENDED ROW INDEX = 55-70%  
PATTERN HT



# **Celebrate**



# **Celebrate Petite**





## **Celtic Braid**




## **Creeping Fig**




# English Oak

PRPANTO8604  
C. 2011, PATRICIA RITTER  
DIGITIZED BY: PATRICIA RITTER  
CONVERSION & PKG: DIGI-TECH  
RECOMMENDED SIZE RANGE = 4-9"  
DEFAULT PRINT SIZE = 9"HT



---

# Flower Power




# **Funky Feather Block**

P1055 FUNKY FEATHER BLOCK

©2009, PATRICIA RITTER  
DIGITIZED BY: PATRICIA RITTER  
CONVERSION & Pkg: DIGI-TECH


RECOMMENDED SIZE RANGE = 4" OR LARGER



# **FunkyFeathers Petite**

P1055 FUNKY FEATHERS PETITE  
PANTO / BORDER  
copyright 2009, Patricia Ritter  
digitized by: Patricia Ritter  
conversion & pkg: DIGI-TECH

RECOMMENDED SIZE RANGE =  
3-8" HT  
RECOMMENDED ROW INDEX =  
95-105% PATTERN HT




# Happy Birthday

PRPANTO189 BIRTHDAY WISHES PANTO  
C. 2010, PATRICIA RITTER  
DIGITIZED BY: PATRICIA RITTER  
CONVERSION & PKG-DIGI-TECH

RECOMMENDED SIZE RANGE =  
5-7" HT  
RECOMMENDED ROW INDEX = 55-70%  
PATTERN HT




## Insignia



Flour des Lys  
© 2007 Patricia C. Ritter  
3 1/2" wide pattern  
www.patriciaritter.com


# Keukenhof



## Leaf Sashing #1




## Leaf Sashing #2




## Lily of the Valley

PRPANTO115 LILY OF THE VALLEY  
copyright 2009, Patricia Ritter  
digitized by: Patricia Ritter  
conversion & pkg: DIGI-TECH

RECOMMENDED SIZE RANGE =  
3-8"HT  
RECOMMENDED ROW INDEX =  
80-90% PATTERN HT




# Lounge Lizards



# Love Doodle Sashing

PRPANT0222 LOVE DOODLE SASHING  
C. 2011, PATRICIA RITTER  
DIGITIZED BY: PATRICIA RITTER  
CONVERSION & PKG: DIGI-TECH


RECOMMENDED SIZE RANGE =  
PATTERN HT = 2-6"HT



# Monstera



# Morning Glory





# Pansies



PRPANTO131  
PANSIES  
COPYRIGHT 2009, PATRICIA RITTER  
DIGITIZED BY: PATRICIA RITTER  
CONVERSION & PKG: DIGI-TECH


RECOMMENDED SIZE RANGE =  
4-8" OR LARGER




# Peach Dove Block

PR0125 PEACE DOVE BLOCK #1  
C. 2010, PATRICIA RITTER  
DIGITIZED BY: PATRICIA RITTER  
CONVERSION & PKG: DIGI-TECH


RECOMMENDED SIZE RANGE = 6" OR LARGER



## *Peace Dove Sashing*





## *Rebekah's Rose*



# Ribbit

PRPANTO100 RIBBIT PANTO / BORDER  
copyright 2009, Patricia Ritter  
digitized by: Patricia Ritter  
conversion & pkg: DIGI-TECH

RECOMMENDED SIZE RANGE =  
3-8" HT  
RECOMMENDED ROW INDEX =  
90-105% PATTERN HT




# Sago Palm

PRPANTO101 SAGO PALM  
PANTO / BORDER  
copyright 2009, Patricia Ritter  
digitized by: Patricia Ritter  
conversion & pkg: DIGI-TECH

RECOMMENDED SIZE RANGE =  
3-8" HT  
RECOMMENDED ROW INDEX =  
90-105% PATTERN HT



OFFSET 50% ON ALTERNATE ROWS




# Spring Fling Sashing

PRPANTO42 SPRING FLING SASHING 1  
C. 2009, PATRICIA RITTER  
DIGITIZED BY: PATRICIA RITTER  
CONVERSION & PKG: DIGI-TECH


RECOMMENDED SIZE RANGE  
1-4"HT



# Starburst




# Strawberry Fields



## Tying the knot

PRPANT0170 TYING THE KNOT  
C. 2010, PATRICIA RITTER  
DIGITIZED BY: PATRICIA RITTER  
CONVERSION & PKG: DIGI-TECH



RECOMMENDED SIZE RANGE =  
2 - 7" HT  
RECOMMENDED ROW INDEX =  
90-105% PATTERN HT




# Wascally Wabbit

PRPANT0201 WASCALLY WABBIT  
C. 2010, PATRICIA RITTER  
DIGITIZED BY: PATRICIA E. RITTER  
CONVERSION & PKG: DIGI-TECH

RECOMMENDED SIZE RANGE =  
6-11"HT  
NOTE: ALTERNATE ROWS ARE  
FLIPPED VERTICALLY



# Wild Cherries



# Wild Cherries Block


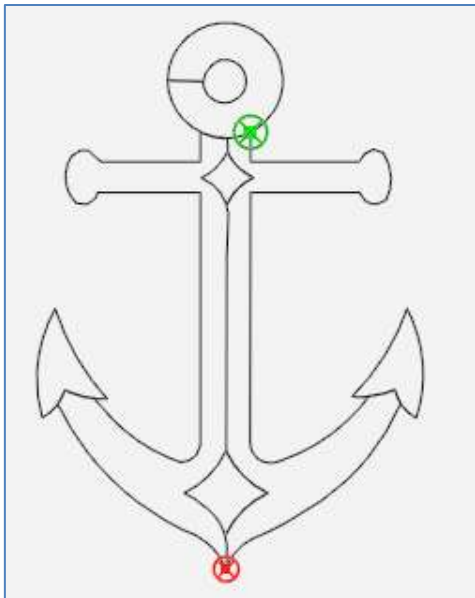
PRPANT082 WILD CHERRIES BLOCK

copyright 2009, Patricia Ritter  
digitized by: Patricia Ritter  
conversion & pkg: DIGI-TECH

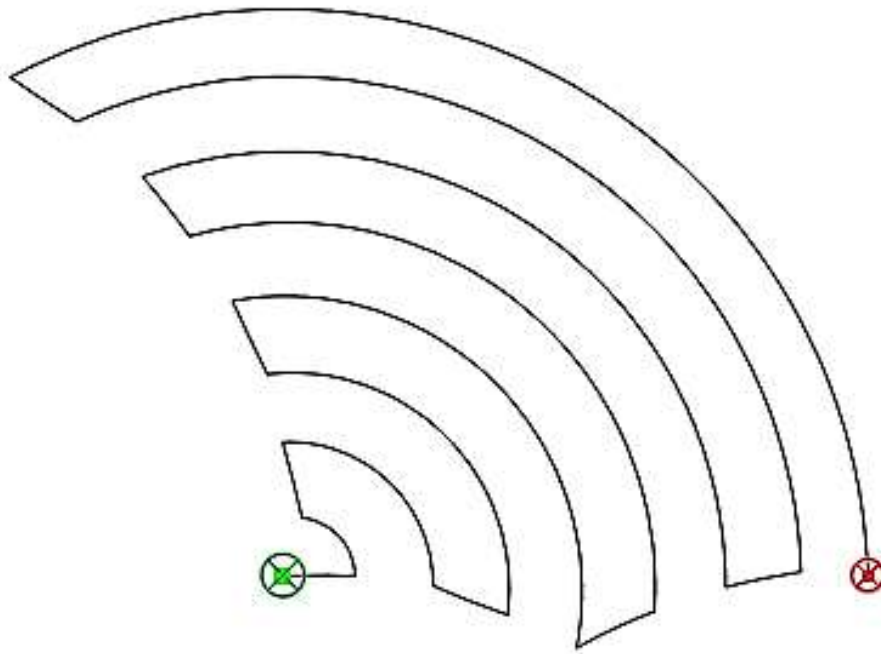
RECOMMENDED SIZE RANGE =  
3" OR LARGER



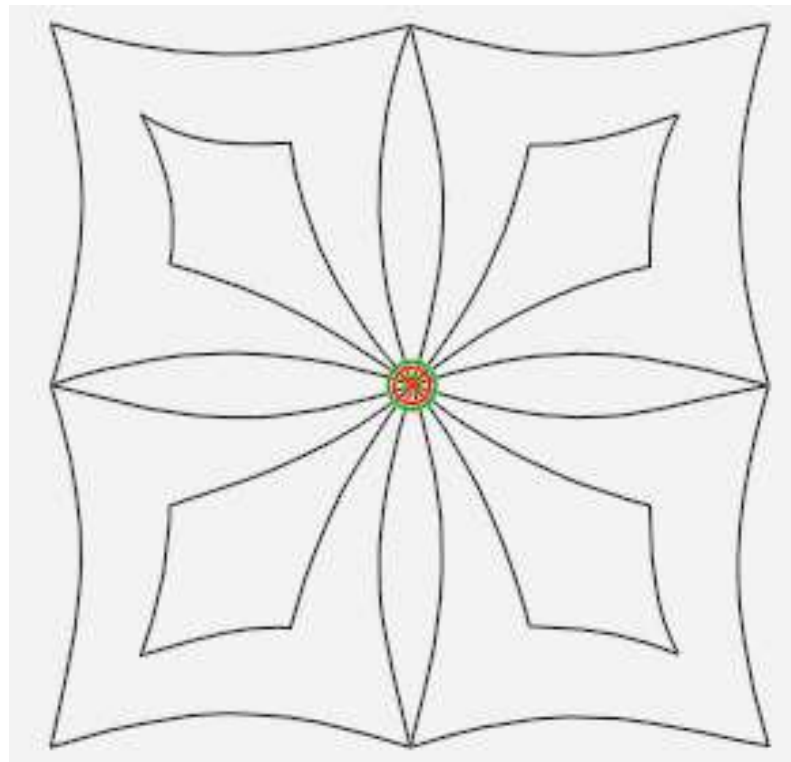
# HQ Free – Anchors Away



## **HQ Free – Baptist Fan**

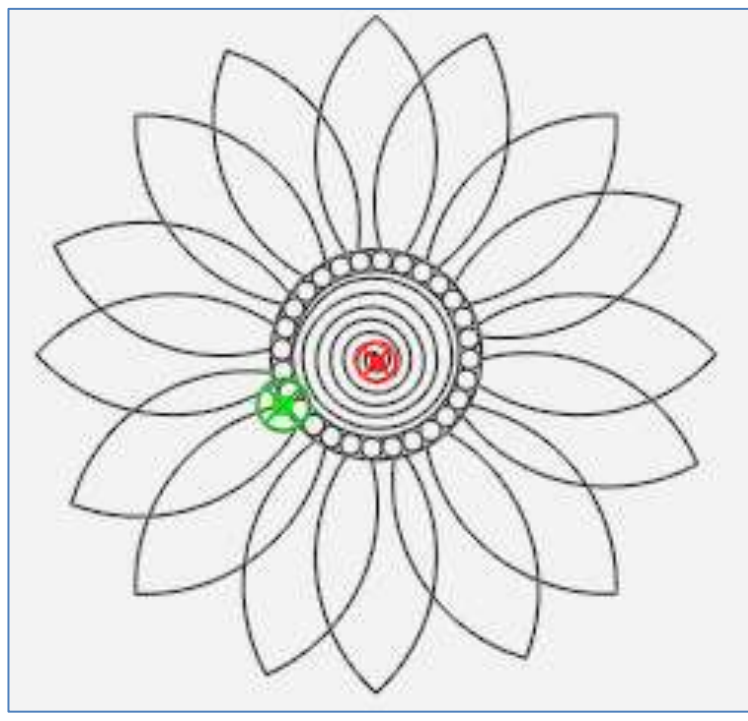


## **HQ Free – Four Squared**






## ***HQ Sunflower Delight***




## ***Intelligent Quilting - Celine Spader***




CS003 WIND BLOW LEAVES PANTO  
C. 2007 CELINE SPADER  
Digitizer: Karen Thompson  
PDF DEFAULT: 5.5"  
RECOMMENDED PRINT SIZE :  
6-15"  
RECOMMENDED ROW INDEX =  
97% PATTERN HT



# **Chantilly Lace Panto**




# **Joanne Hoffman**




# Chantilly Lace Set


## Chantilly Lace Set Copyright 2002 Norma Sharp




Block 1




Block 2




Block 3




Block 4




Block 5




Block 6



Block 7



Pair to or Border



Corner

# Kristin Hoftyzer





KHPANT011  
HOLLY SWIRLS PANTO  
copyright 2010, Kristin Hoftyzer  
digitized by: Kristin Hoftyzer  
conversion & pkg: Digi-Tech  
RECOMMENDED SIZE RANGE =  
1" OR LARGER  
RECOMMENDED ROW INDEX =  
95-100% PATTERN HT



KHPANT006 HURRICANE PANTO  
C. 2007, KRISTIN HOFTYZER  
DIGITIZED BY: KRISTIN HOFTYZER  
CONVERSION & PKG: DIGI-TECH  
RECOMMENDED SIZE RANGE: 5"-12" HT  
RECOMMENDED ROW INDEX =  
80-90% PATTERN HT









# Lorien Quilting – Hermione Agee




## Continuous Baptist Fan


© Hermione Agee 2006







## **Norma Sharp**






# Lynne Blackman

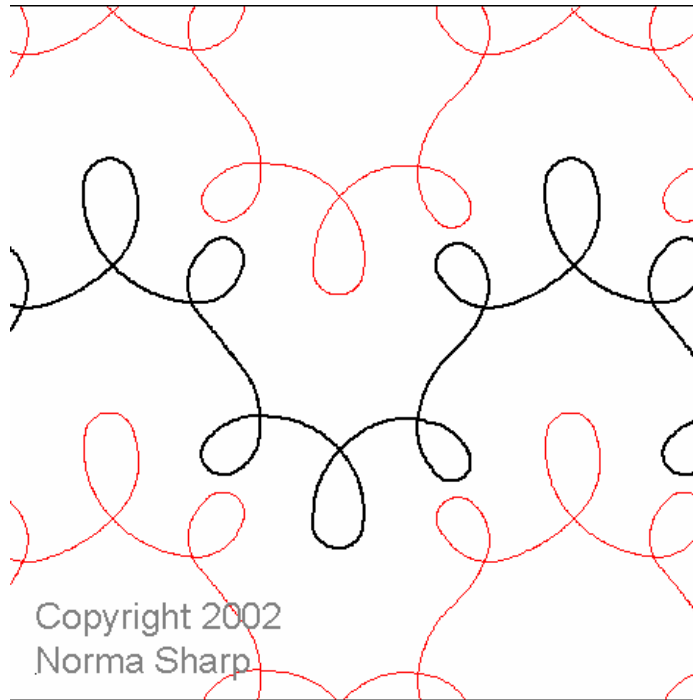
Baltimore Set

©2011 Lynne Blackman

[www.IntelligentQuilting.com](http://www.IntelligentQuilting.com)



# Norma Sharp



# Patricia Ritter


PRPANTO17  
DUSTY MILLER PANTO  
C. 2008, PATRICIA RITTER  
DIGITIZED BY: PATRICIA RITTER  
CONVERSION &PKG: DIGI-TECH

RECOMMENDED SIZE RANGE = 2-7HT  
RECOMMENDED ROW INDEX = 65-75%  
PATTERN HT.




PRPANT0202 RADIANCE  
C. 2010, PATRICIA RITTER  
DIGITIZED BY: PATRICIA RITTER  
CONVERSION & PKG: DIGI-TECH

RECOMMENDED SIZE RANGE =  
6" OR LARGER

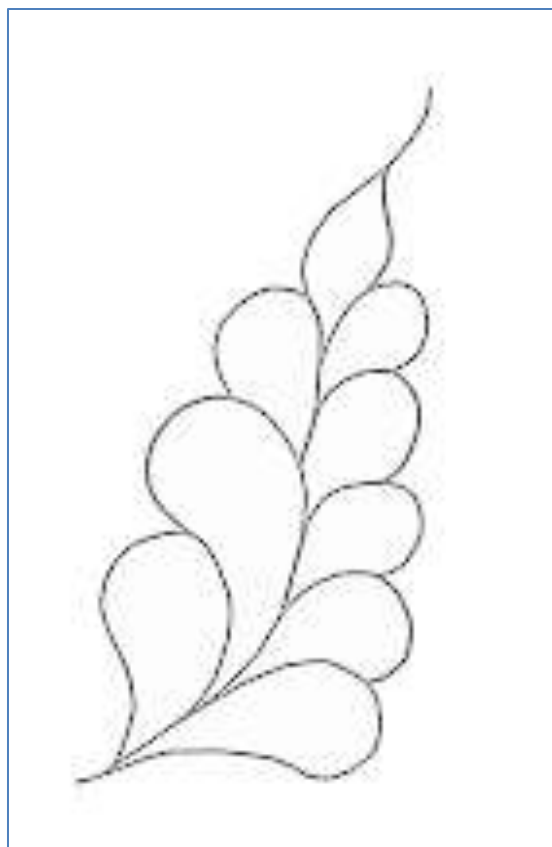
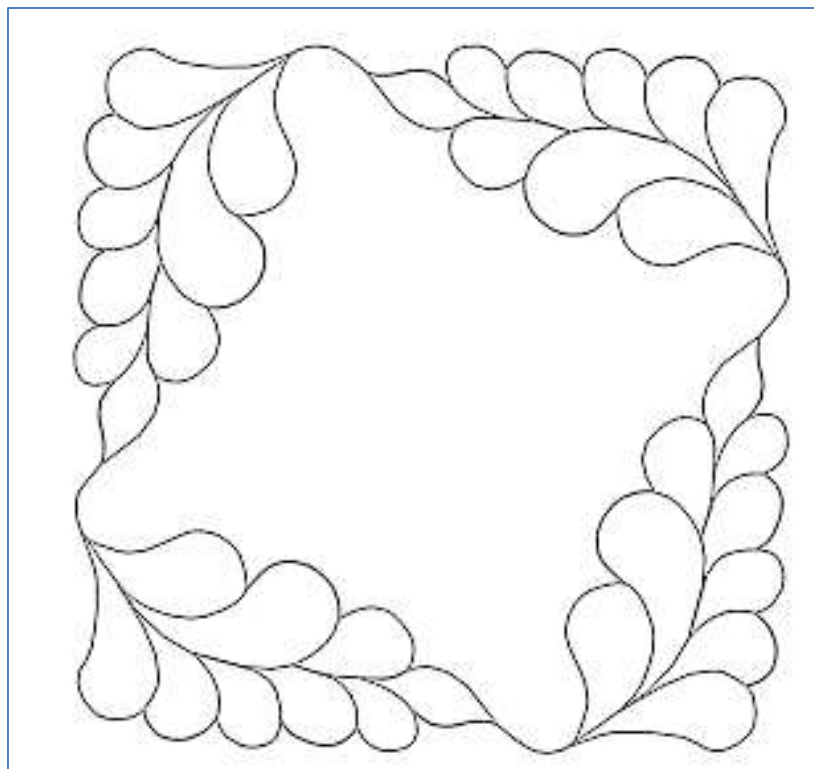




PRPANT027 WISTERIA PANTO  
C. 2009, PATRICIA RITTER  
DIGITIZED BY: PATRICIA RITTER  
CONVERSION & PKG: DIGI-TECH

RECOMMENDED SIZE RANGE:  
6" OR LARGER  
RECOMMENDED ROW INDEX:  
65-75% PATTERN HT



# *Kristin Bowyer*







Copyright Quillers Niche. Pattern may be modified to suit your own or customer's quill.  
It may not be shared, sold, or distributed in any way.  
Suggested row spacing between start points: 95 percent of row height.

SSEZPZPANTO21  
EZPZ DAISIES & LOOPS  
C. 2009, SUE SCHMIEDEN  
DIGITIZED BY: DIGI-TECH

RECOMMENDED ROW INDEX =  
98%-105% PATTERN HT

RECOMMENDED SIZE RANGE:  
11-15"





[www.tkquilting.com](http://www.tkquilting.com)



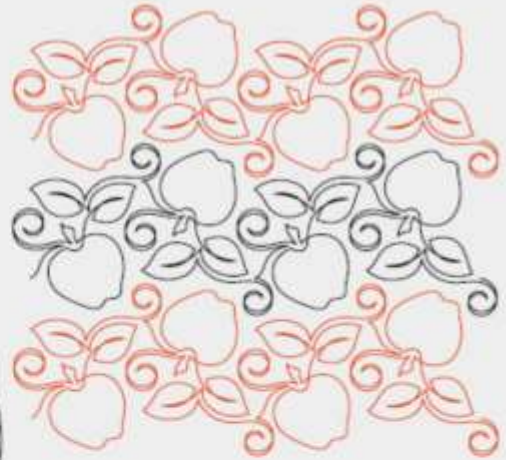
190898223565  
LORIEN'S RAINY DAY  
© 2015 LORIEN QUILTING  
DIGITIZED BY: LORIEN QUILTING  
FORMATTING & PKG: URBAN ELEMENTZ

DEFAULT PRINT SIZE : 8"





190898130061  
CRISP APPLES  
© 2013 NATALIE GORMAN  
DIGITIZED BY: PATRICIA E. RITTER  
FORMATTING & PKG: URBAN ELEMENTZ

DEFAULT PRINT SIZE : 8.25"




190898350087  
LEAFY SWIRL  
© 2017 DARLENE EPP  
DIGITIZED BY: DARLENE EPP  
FORMATTING & PKG: URBAN ELEMENTZ

DEFAULT PRINT SIZE : 15"









Pussy Cat Panto  
[www.thequiltersquilter.com.au](http://www.thequiltersquilter.com.au)




190898292394  
SNOW WINDS  
© 2013 BARBARA BECKER  
DIGITIZED BY: PATRICIA E. RITTER  
FORMATTING & PKG: URBAN ELEMENTZ

DEFAULT PRINT SIZE : 12"




PRPANTO398 Butterfly Bliss  
C. 2013, PATRICIA RITTER and JESSICA SCHICK  
DIGITIZED BY: PATRICIA RITTER  
FORMATTING & PKG: DIGI-TECH

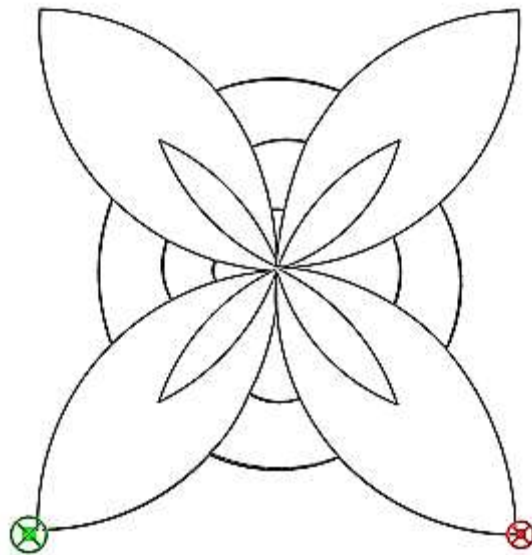

RECOMMENDED SIZE RANGE = 9-13"  
DEFAULT PRINT SIZE = 11" HT




# Lone Pine Quilting



**Buffalo**




# Poinsettias



Lorien Quilting Monthly Designs

**Bluster**


© Hermione Agee 2012



[www.lorienquilting.com](http://www.lorienquilting.com)

**Jungle**


© Hermione Agee 2012



[www.lorienquilting.com](http://www.lorienquilting.com)

# Twofold Feathers


© Hermione Agee 2012



[www.lorienquilting.com](http://www.lorienquilting.com)

# Flora


© Hermione Agee 2012



[www.lorienquilting.com](http://www.lorienquilting.com)

# Swish


© Hermione Agee 2012



[www.lorienquitting.com](http://www.lorienquitting.com)

# Wedding Bouquet


© Hermione Agee 2012



[www.lorienquitting.com](http://www.lorienquitting.com)

# Espalier


© Hermione Agee 2012



[www.lorienquilting.com](http://www.lorienquilting.com)

# Exquisite

© Hermione Agee 2012




[www.lorienquilting.com](http://www.lorienquilting.com)



# Climbing Rose


© Hermione Agee 2012



[www.lorienquilting.com](http://www.lorienquilting.com)

# Nouveau Vase


© Hermione Agee 2012



[www.lorienquilting.com](http://www.lorienquilting.com)

# Splendor


© Hermione Agee 2012



[www.lorienquilting.com](http://www.lorienquilting.com)

# Passionfruit


© Hermione Agee 2012



[www.lorienquilting.com](http://www.lorienquilting.com)

# Little Rose


© Hermione Agee 2012



[www.lorienquilting.com](http://www.lorienquilting.com)

# Feather Flip


© Hermione Agee 2012



[www.lorienquilting.com](http://www.lorienquilting.com)

# Nouveau Bloom


© Hermione Agee 2012



[www.lorienquilting.com](http://www.lorienquilting.com)

# North Wind


© Hermione Agee 2012



[www.lorienquilting.com](http://www.lorienquilting.com)

# Pretty Penny


© Hermione Agee 2012



[www.lorienquilting.com](http://www.lorienquilting.com)

# Dahlia


© Hermione Agee 2012



[www.lorienquilting.com](http://www.lorienquilting.com)

# Gossamer


© Hermione Agee 2012



[www.lorienquilting.com](http://www.lorienquilting.com)

# Resplendent


© Hermione Agee 2012



[www.lorienquilting.com](http://www.lorienquilting.com)

# Saffron


© Hermione Agee 2012



[www.lorenquitting.com](http://www.lorenquitting.com)

# Oblique Hearts

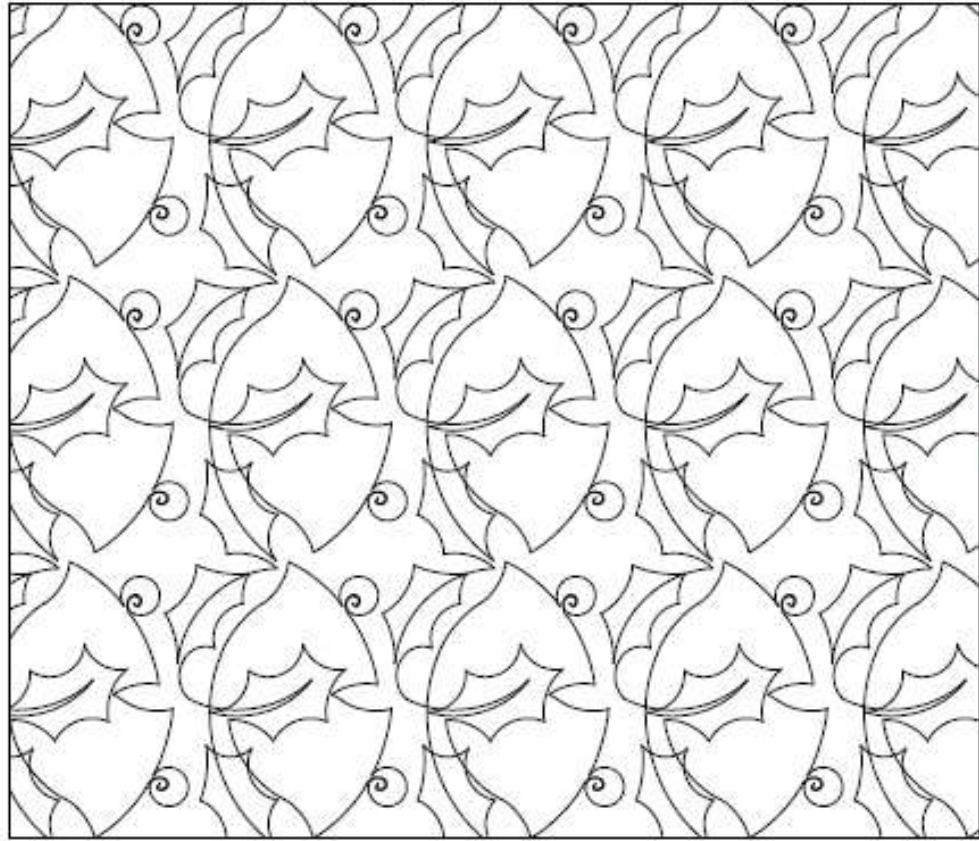
© Hermione Agee 2012



[www.lorenquitting.com](http://www.lorenquitting.com)

# Holiday Bells


© Hermione Agee 2012



[www.ionienquilting.com](http://www.ionienquilting.com)

# Holly Birds

© Hermione Agee 2012




[www.ionienquilting.com](http://www.ionienquilting.com)



# Paisley


© Hermione Agee 2012



[www.lorfenquitting.com](http://www.lorfenquitting.com)

# Star Garland


© Hermione Agee 2012



[www.lorfenquitting.com](http://www.lorfenquitting.com)

# Simple Jacobean


© Hermione Agee 2012



[www.lorfenquilting.com](http://www.lorfenquilting.com)

# Peacock Plume


© Hermione Agee 2012



[www.lorfenquilting.com](http://www.lorfenquilting.com)

# Sweet Pea


© Hermione Agee 2013



[www.loftinquilting.com](http://www.loftinquilting.com)

# Interlocking Feathers


© Hermione Agee 2013



[www.loftinquilting.com](http://www.loftinquilting.com)

# Zephyr


© Hermione Agee 2013



[www.lorienquilting.com](http://www.lorienquilting.com)

# Mushrooms


© Hermione Agee 2013



[www.lorienquilting.com](http://www.lorienquilting.com)

# Soft Rose


© Hermione Agee 2013



[www.loftinquilting.com](http://www.loftinquilting.com)

# Plain Paisley


© Hermione Agee 2013



[www.loftinquilting.com](http://www.loftinquilting.com)

# Affection


© Hermione Agee 2013



[www.lorienquilting.com](http://www.lorienquilting.com)

# Jazz


© Hermione Agee 2013



[www.lorienquilting.com](http://www.lorienquilting.com)

# Daisy Delight


© Hermione Agee 2013



[www.lorienquilting.com](http://www.lorienquilting.com)

# Narcissus

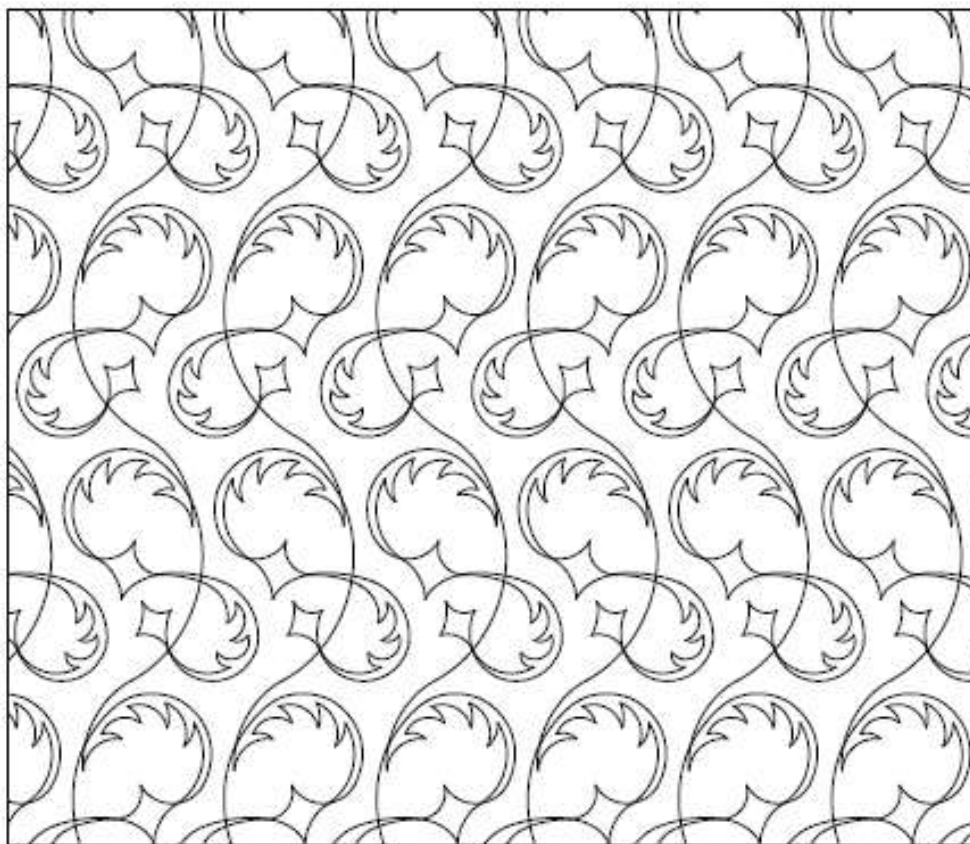
© Hermione Agee 2013



[www.lorienquilting.com](http://www.lorienquilting.com)

# Dragon Tails


© Hermione Agee 2013



[www.lorfenquilting.com](http://www.lorfenquilting.com)

# Lively

© Hermione Agee 2013




[www.lorfenquilting.com](http://www.lorfenquilting.com)



# Japanese Clouds


© Hermione Agee 2013



[www.loftinquilting.com](http://www.loftinquilting.com)

# Aloe


© Hermione Agee 2013



[www.loftinquilting.com](http://www.loftinquilting.com)

# Peacock


© Hermione Agee 2013



[www.lorfenquitting.com](http://www.lorfenquitting.com)

# Amour


© Hermione Agee 2013



[www.lorfenquitting.com](http://www.lorfenquitting.com)

# Lovely Leaves


© Hermione Agee 2013



[www.lorienquilting.com](http://www.lorienquilting.com)

# Swan Song


© Hermione Agee 2013



[www.lorienquilting.com](http://www.lorienquilting.com)

# Bramble


© Hermione Agee 2013



[www.lorfenquitting.com](http://www.lorfenquitting.com)

# Decadence


© Hermione Agee 2013



[www.lorfenquitting.com](http://www.lorfenquitting.com)

# Fossil


© Hermione Agee 2013



[www.lorienquilting.com](http://www.lorienquilting.com)

# Embellish


© Hermione Agee 2013



[www.lorienquilting.com](http://www.lorienquilting.com)

# Sumptuous


© Hermione Agee 2013



[www.lorienquilting.com](http://www.lorienquilting.com)

# Marbled Feathers


© Hermione Agee 2013



[www.lorienquilting.com](http://www.lorienquilting.com)

# Lace


© Hermione Agee 2013



[www.lorienquitting.com](http://www.lorienquitting.com)

# Quills


© Hermione Agee 2013



[www.lorienquitting.com](http://www.lorienquitting.com)

# Torrent


© Hermione Agee 2013



[www.lorfenquitting.com](http://www.lorfenquitting.com)

# Bunnies

© Hermione Agee 2013




[www.lorfenquitting.com](http://www.lorfenquitting.com)



# Flounce


© Hermione Agee 2013



[www.lorfenquitting.com](http://www.lorfenquitting.com)

# Whirls


© Hermione Agee 2013



[www.lorfenquitting.com](http://www.lorfenquitting.com)

# Camellia


© Hermione Agee 2013



[www.lorienquilting.com](http://www.lorienquilting.com)

# Christmas Forest


© Hermione Agee 2013



[www.lorienquilting.com](http://www.lorienquilting.com)

# Hibiscus


© Hermione Agee 2013



[www.lorienquilting.com](http://www.lorienquilting.com)

# Brilliance


© Hermione Agee 2013



[www.lorienquilting.com](http://www.lorienquilting.com)

# Easy Peasy


© Hermione Agee 2013



[www.lorienquilting.com](http://www.lorienquilting.com)

# Calla Lily


© Hermione Agee 2013



[www.lorienquilting.com](http://www.lorienquilting.com)

# Delight


© Hermione Agee 2014



[www.lorienquitting.com](http://www.lorienquitting.com)

# Enchant


© Hermione Agee 2014



[www.lorienquitting.com](http://www.lorienquitting.com)


# Flicker

© Hermione Agee 2014



[www.lorienquilting.com](http://www.lorienquilting.com)


## New Folder



JSPANTO374 BUBBLE & CURL PANTOGRAPH  
© 2015, JESSICA SCHICK  
DIGITIZED & FORMATTED BY: DIGI-TECH  
RECOMMENDED SIZE = 6" +  
DEFAULT PRINT SIZE = 10" HT


# One Song Needle Arts

## Acanthus-Panto



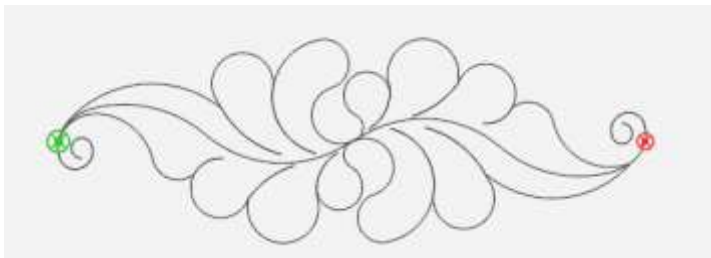
3222 - Acanthus Panto 1 - Coordinates with Acanthus Butterfly designs  
3 rows, 3 repeats shown

## Brandwine Panto




3603 - Brandwine Panto 1  
3 rows, 3 repeats shown

## Carmen's Leaves panto 2



## Chocolate leaves Panto 1




3191 - Chocolate Leaves Panto 1  
3 rows, 3 repeats shown

## Christofers Panto 1




## Daisies Panto 1




3231 - Daisies Panto 1 - 2 rows, 3 repeats shown

Daisy Panto 3




3810 - Daisies Panto 3  
2 rows, 3 repeats shown

Dodwood Panto 2




3235 - Dogwood Panto 2 - 2 rows, 2 repeats shown

Dreamy Clouds Panto 1




3801 - Dreamy Clouds Panto 1  
3 rows, 4 repeats shown

Enchanting Feathers Panto 1



3812 - Enchanting Feathers Panto 1  
2 rows, 3 repeats shown

Feather Truffles Panto 1



3605 - Feather Truffles Panto 1  
2 rows, 3 repeats shown

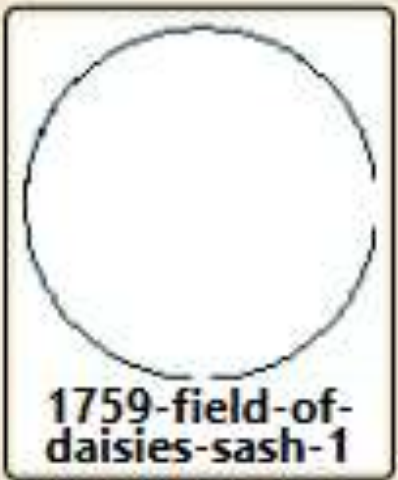
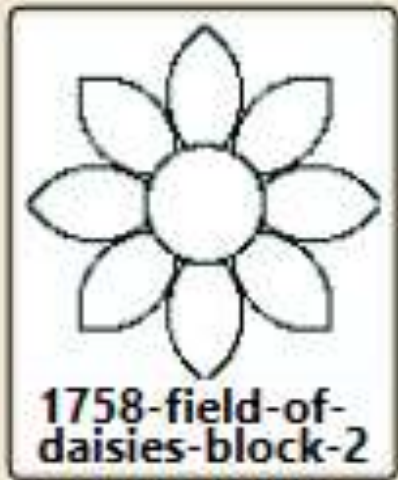
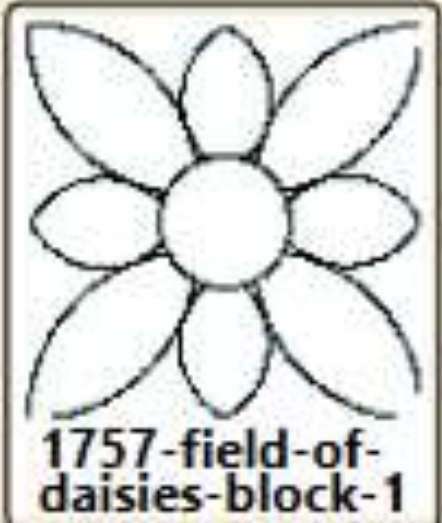

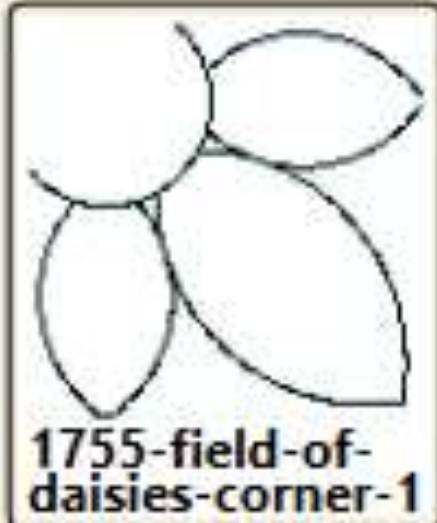
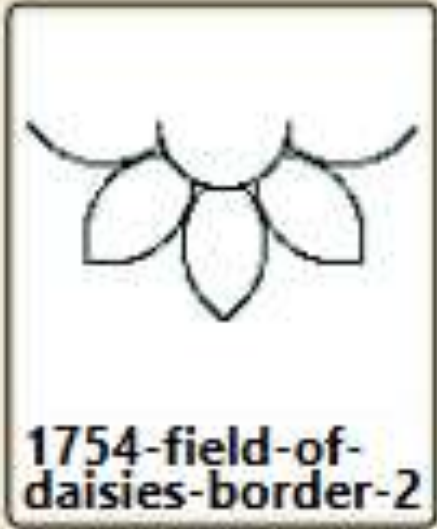
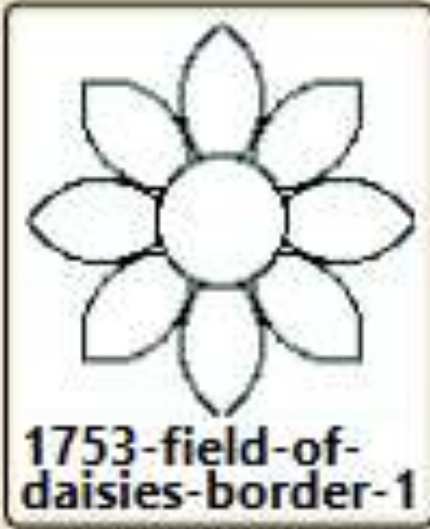
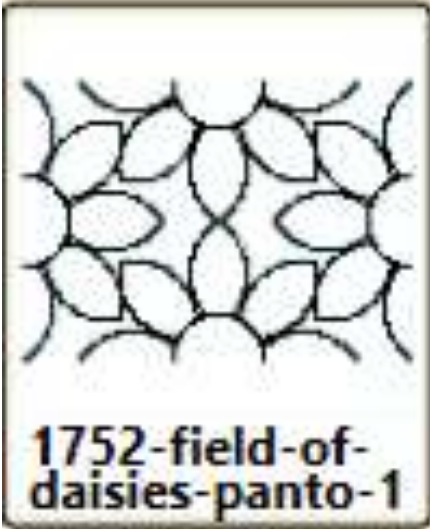
Flower Vines panto 1



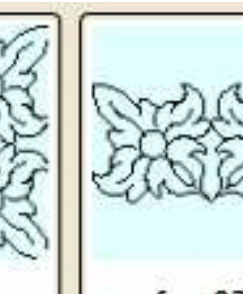



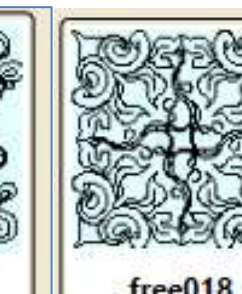
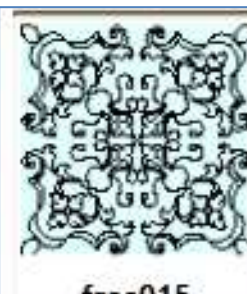





3226 - Flower Vines Panto 1  
2 rows, 2 repeats shown

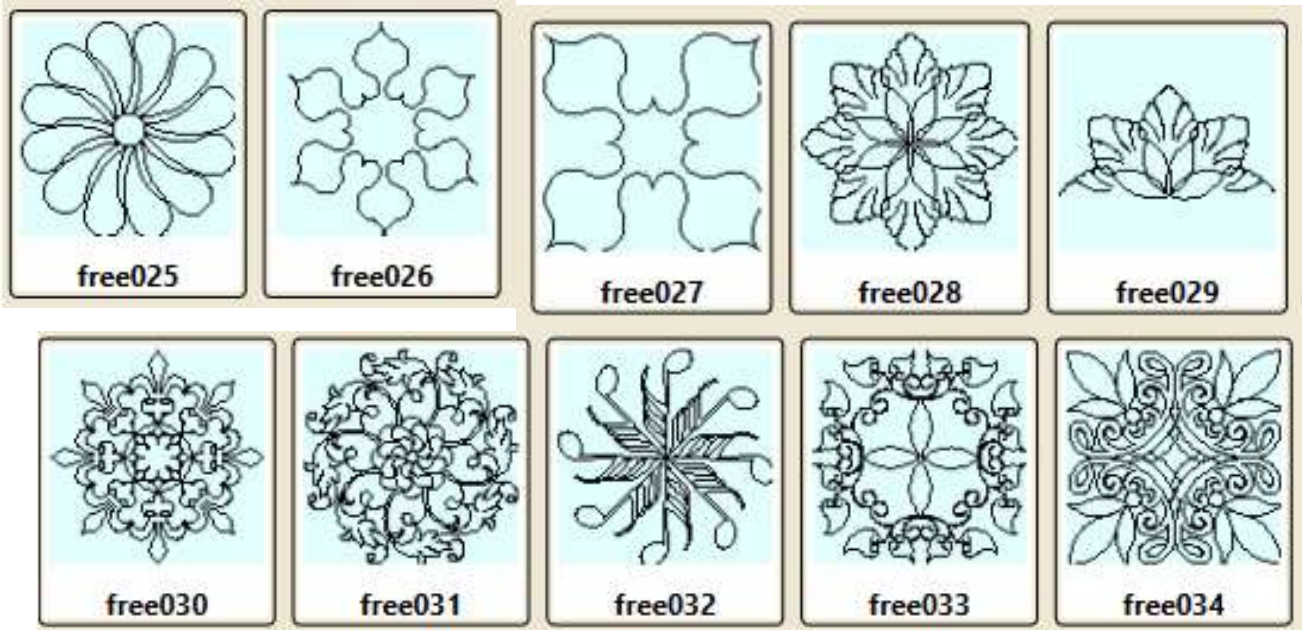


Field of Daisies Set 1




## Free Patterns







Garden Party Set 2



Garden Party Panto 1




Green Tea Leaves Panto 1




3796 - Green Tea Leaves Panto 1  
3 rows, 3 repeats shown

Holly Panto 3



Holly Panto 3 (2 Repeats, 2 Rows shown)

Oak Leaf Panto 1



3790 - Oak Leaf Panto 1 (2 repeats/2 rows shown)

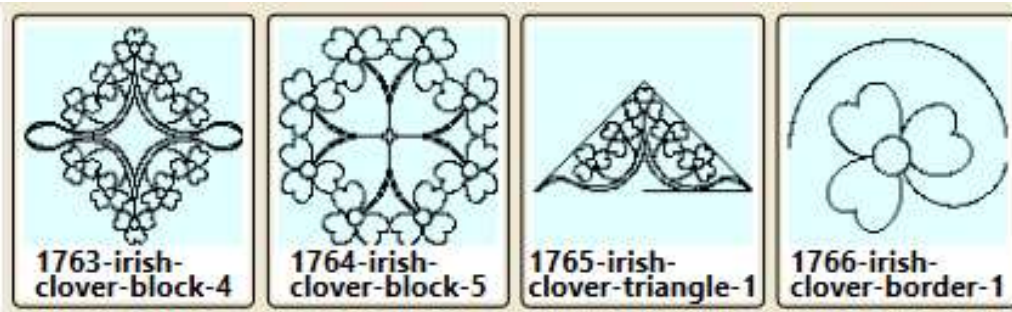
Irish Clover Set



1760-irish-clover-block-1

1761-irish-clover-block-2

1762-irish-clover-block-3




1763-irish-clover-block-4

1764-irish-clover-block-5


1765-irish-clover-triangle-1

1766-irish-clover-border-1


Promenading Leaves Panto 1




Sabrina Panto 1




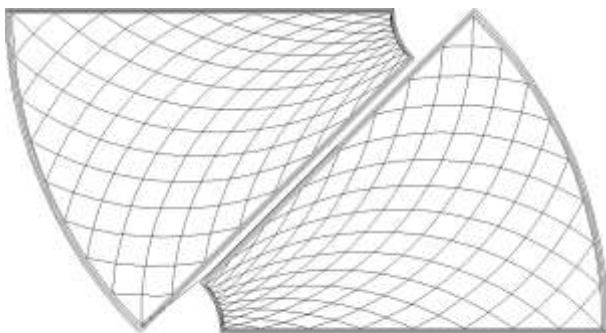
Sweethear Panto 1



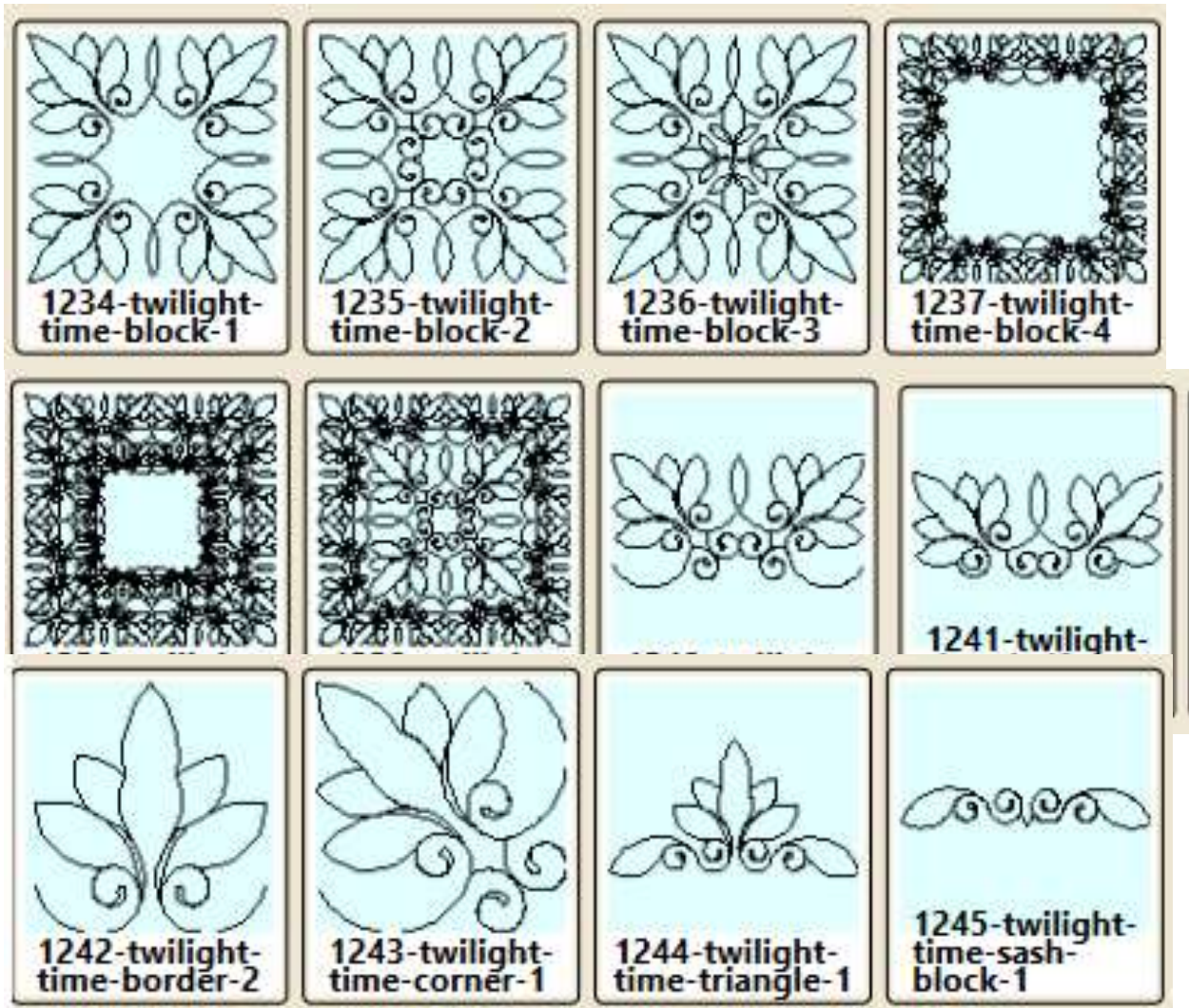
Teddy Rose Panto 3




Tree skirt 1



Twilight Time Set 1 – 13 patterns




Welcome Spring Panot 1



3793 - Welcome Spring Panto 1  
2 rows, 3 repeats shown



Wind Dance Panto 2




3209 - Wind Dance Panto #2  
2 rows, 4 repeats shown

Pantosbyhtheo


Rimboo



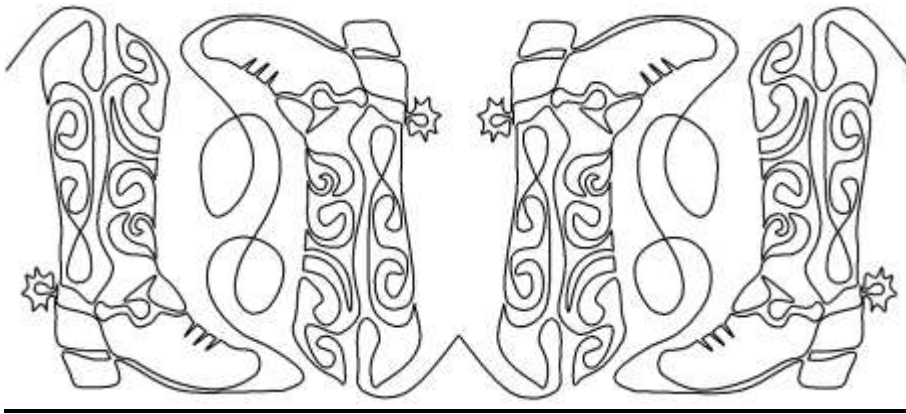
Block 10x10




Block 10x10 Tuscany




Old Western boots



Avacado

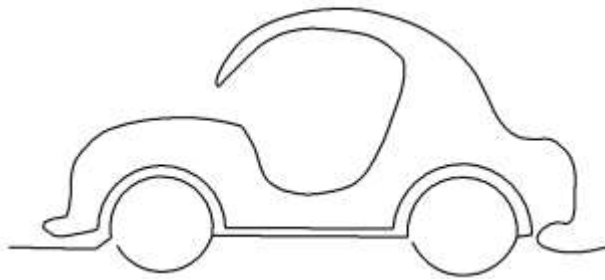


BeachFun







Beattle



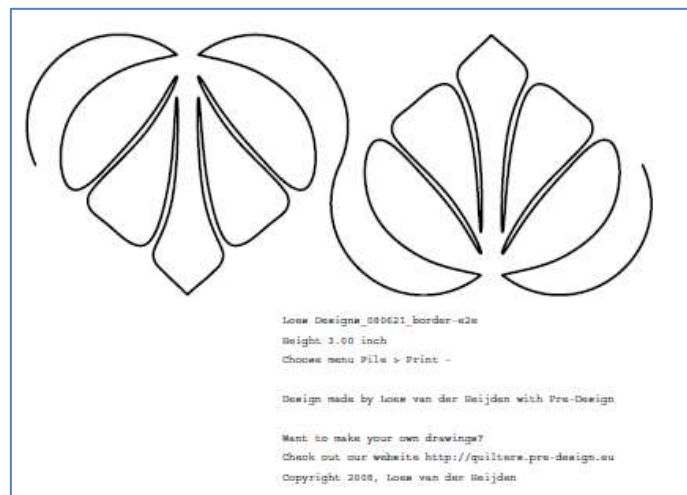
Curved Arrows




Easter Bunny



Free 080621 Border



Free 080621 Daisy Border




Loes Designe\_080621\_daisyborder-e2e  
Height: 2.00 inch  
Choose menu File > Print -  
Design made by Loes van der Heijden with Pre-Design  
Want to make your own drawings?  
Check out our website <http://quilters.pre-design.eu>  
Copyright 2008, Loes van der Heijden

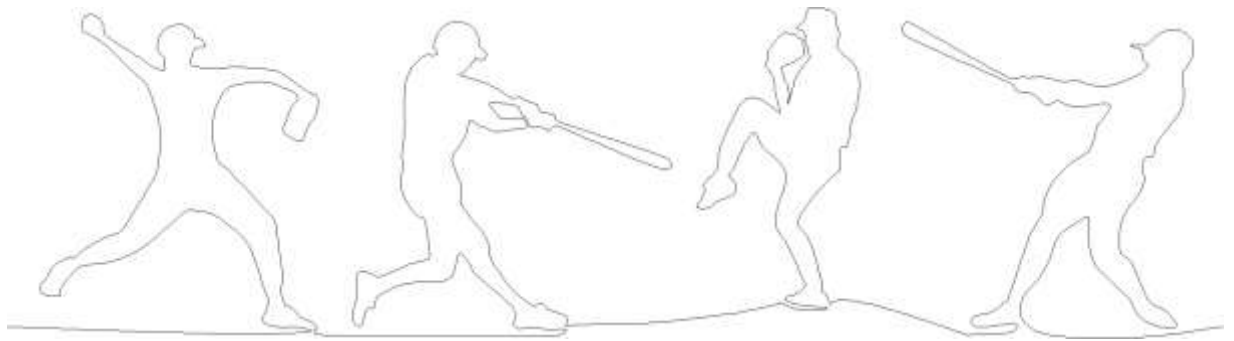
Stormy Clouds



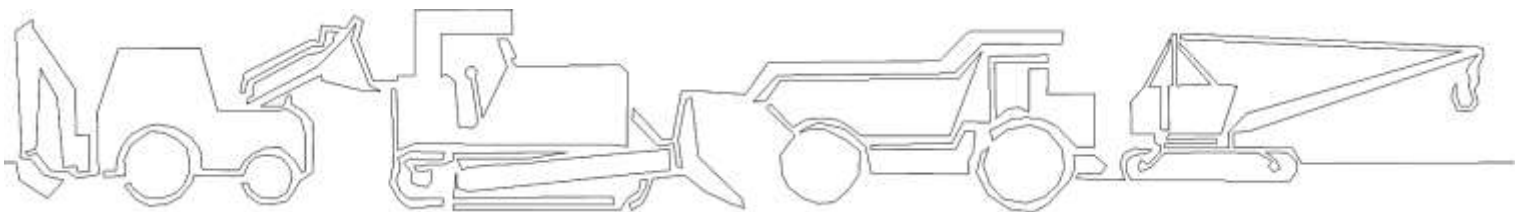
Texas Longhorns




Baseball




Construction Cars




Dachshund




Froggy



Reindeer




## Snowflake Quilt

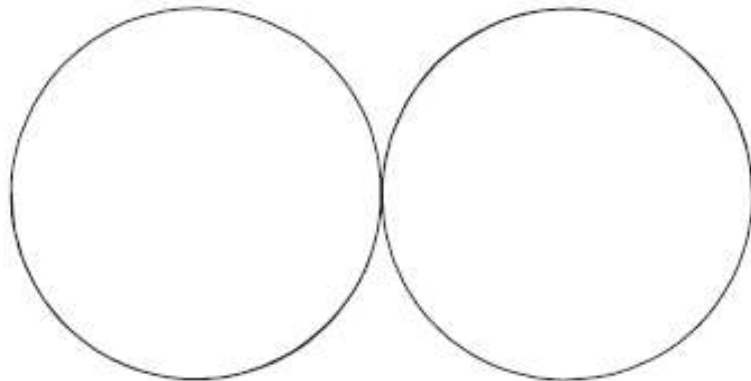


## Double Pebble Free

LCPANTO 0039 Double Pebble- Free  
C. 2008, LISA H. CALLE  
DIGITIZED BY: Lisa H Calle  
FORMATTED & PKG: DIGI-TECH  
WWW.DIGITECHPATTERNS.COM




RECOMMENDED SIZE RANGE = 3-5"HT  
DEFAULT PRINT SIZE = 4"DBL



LCPANTO 0045 Starlets  
C. 2012, LISA H. CALLE  
DIGITIZED BY: Lisa Calle  
FORMATTING & PKG: DIGI-TECH  
WWW.DIGITECHPATTERNS.COM



RECOMMENDED SIZE RANGE = 6-9"HT  
DEFAULT PRINT SIZE = 7"DBL



## Oh My Feathers

LCPANTO0049 OH MY FEATHERS  
COPYRIGHT 2012, LISA CALLE  
DIGITIZED BY: PATRICIA RITTER  
FORMATTED BY: DIGI-TECH  
WWW.DIGITECHPATTERNS.COM

RECOMMENDED SIZE RANGE = 10"+  
DEFAULT PRINT SIZE = 13"HT







# *Petal Pushers*


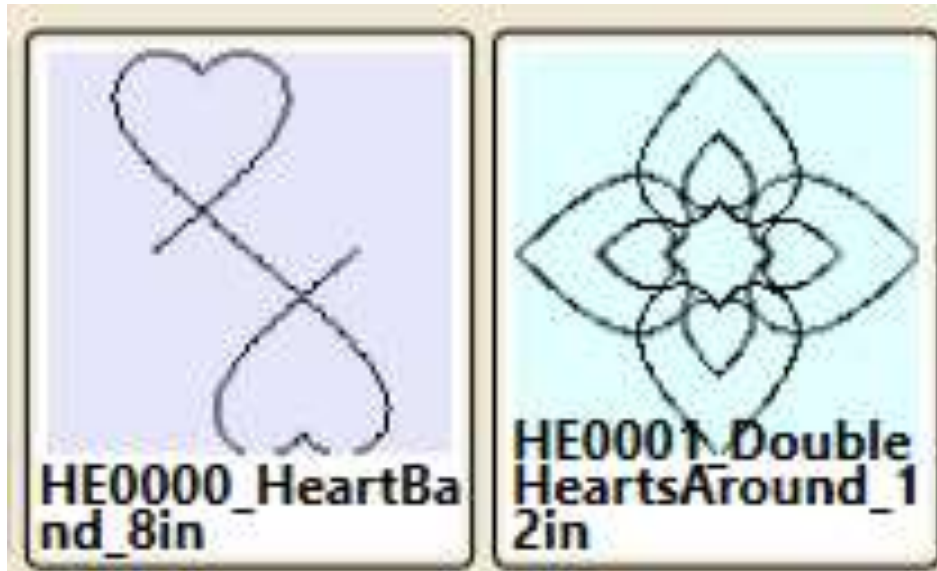
LCSET0007 - 6 PIECE PATTERN SET  
COPYRIGHT 2012, LISA H. CALLE  
DIGITIZED BY : PATRICIA RITTER  
FORMATTING & PKG: DIGI-TECH  
WWW.DIGITECHPATTERNS.COM





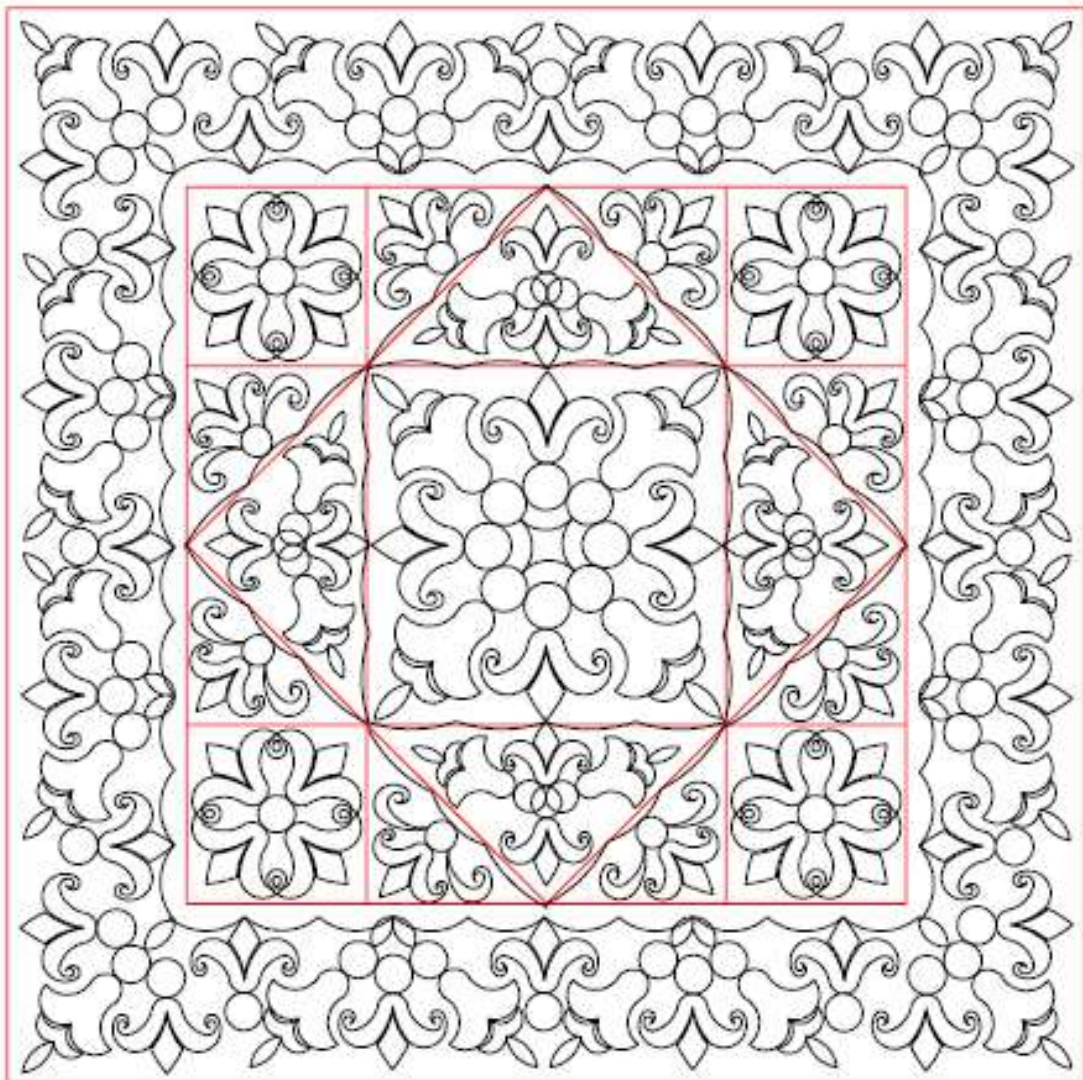
**Tiffany Kinkler**

<p>1237 Pretty Posies Lg Blk</p>	<p>QLI</p> <p>1237a Pretty Posies Tri</p>	<p>1237b Pretty Posies Wreath</p>	<p>1237c Pretty Posies Brdr Cnr</p>	<p>1237d Pretty Posies Border</p>
<p>1237e Faster Posies E2E</p>	<p>1237f Pretty Posies E2E</p>	<p>2159a Christmas Holly Placemat</p>	<p>QOV1Star</p>	
<p>QOV2E2E</p>	<p>QOV3E2E</p>	<p>QOV4Border</p>	<p>QOV5BorderCnr</p>	<p>QOV6Block</p>






# Ally's Bloom




Raindrops Modern E2E  
Small

Copyright - Allison Payette 2015  
www.ThreeSistersFabric.com  
allison@threesistersfabric.com



Raindrops Modern E2E  
Small

Copyright - Allison Payette 2015  
www.ThreeSistersFabric.com  
allison@threesistersfabric.com




# Urban Elementz

PRPANT0223 ANIMAL CRACKERS  
C. 2011, PATRICIA RITTER  
DIGITIZED BY: PATRICIA RITTER  
CONVERSION & PKG: DIGI-TECH

RECOMMENDED SIZE RANGE =  
6-11 1/2"





## Brush Fire



PRPANTD16  
CREPE MYRTLE PANTO  
C. 2008, PATRICIA RITTER  
DIGITIZED BY: PATRICIA RITTER  
CONVERSION & PKG: DGI-TECH

RECOMMENDED SIZE RANGE:  
6-16" HT  
RECOMMENDED ROW INDEX:  
94-100% PATTERN HT



PPANTO40 DOUBLE BUBBLE PANTO  
C. 2009, PATRICIA RITTER  
DIGITIZED BY: PATRICIA RITTER  
CONVERSION & PKG: DIGI-TECH

RECOMMENDED SIZE RANGE: 5-12"HT  
RECOMMENDED ROW INDEX: 75-85%  
PATTERN HT






JSPANTO113 FANTASY FLAME #2  
COPYRIGHT 2010, JESSICA SCHICK / DIGI-TECH  
DIGITIZED & CONVERTED BY: DIGI-TECH

RECOMMENDED SIZE RANGE - 4-11"HT




JSPANTO27 FEATHER MEANDER #1  
copyright 2007, Jessica Schick / DIGI-TECH  
digitized & converted by: Digi-Tech

recommended size range = 11" or larger



PRPANTO157 ARBORETUM PANTO  
C. 2010, PATRICIA RITTER  
DIGITIZED BY: PATRICIA RITTER  
CONVERSION & PKG: DIGI-TECH


RECOMMENDED SIZE RANGE =  
4-12" HT  
RECOMMENDED ROW INDEX =  
55-70% PATTERN HT



*Include block, boarder, center and corner but didn't copy all to book*


PR0133 ARBORETUM BLOCK #1  
C. 2010, PATRICIA RITTER  
DIGITIZED BY: PATRICIA RITTER  
CONVERSION & PKG: DIGI-TECH

RECOMMENDED SIZE RANGE = 6"+



PR0134 ARBORETUM BLOCK #2 (ON POINT)  
C. 2010, PATRICIA RITTER  
DIGITIZED BY: PATRICIA RITTER  
CONVERSION & PKG: DIGI-TECH

RECOMMENDED SIZE RANGE =  
6"+






*Custom – didn't print all blocks for boarder and corners*


PRO129 CHAPARRAL BLOCK #1  
C. 2010, PATRICIA RITTER  
DIGITIZED BY: PATRICIA RITTER  
CONVERSION & PKG: DIGI-TECH

RECOMMENDED SIZE RANGE = 6" OR LARGER



PRO130 CHAPARRAL BLOCK #2  
C. 2010, PATRICIA RITTER  
DIGITIZED BY: PATRICIA RITTER  
CONVERSION & PKG: DIGI-TECH

RECOMMENDED SIZE RANGE = 6"  
OR LARGER



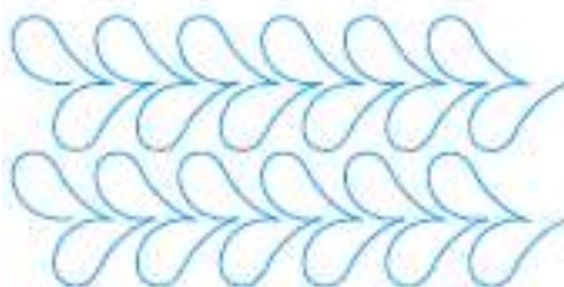

PRPANT0155 CHAPARRAL  
C. 2010, PATRICIA RITTER  
DIGITIZED BY: PATRICIA RITTER  
CONVERSION & PKG: DIGI-TECH

RECOMMENDED SIZE RANGE =  
6" OR LARGER  
RECOMMENDED ROW INDEX =  
100-105%

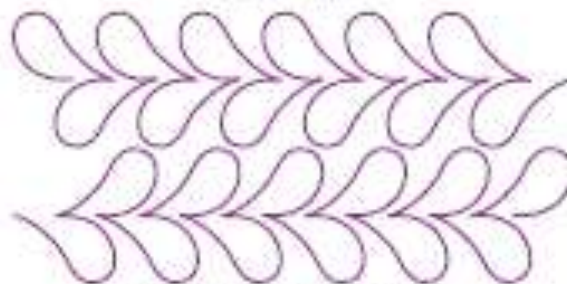


PRPANT0156 CHAPARRAL SASHING  
C. 2010, PATRICIA RITTER  
DIGITIZED BY: PATRICIA RITTER  
CONVERSION & PKG: DIGI-TECH

RECOMMENDED SIZE RANGE =  
1-10" HT  
RECOMMENDED ROW INDEX =  
95-105% PATTERN HT



STRAIGHT SETTING



FLIP ALTERNATE ROWS VERTICALLY

PROSET0076 HONEYSUCKLE HOME ELEMENTZ SET

C. 2011, PATRICIA RITTER

DIGITIZED BY: PATRICIA RITTER

CONVERSION & PKG: DIGI-TECH

RECOMMENDED SIZE RANGE = 6-11" ON BORDER


4" OR LARGER ON POTHOLDER - 8"HT OR LARGER ON PLACEMAT/TOPPER



PRPANTO175 HONEYSUCKLE BORDER  
C. 2010, PATRICIA RITTER  
DIGITIZED BY: PATRICIA RITTER  
CONVERSION & PKG: DIGI-TECH


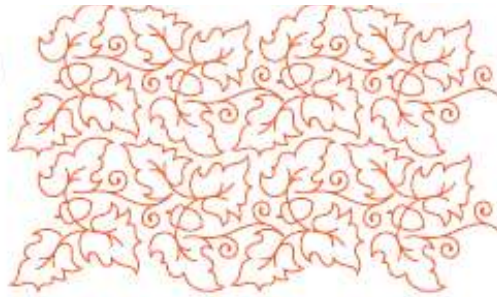
RECOMMENDED SIZE RANGE =  
3-6" HT

RECOMMENDED ROW INDEX =  
95-100% PATTERN HT



PRPANTO185 INDIAN SUMMER PANTO  
C. 2010, PATRICIA RITTER  
DIGITIZED BY: PATRICIA RITTER  
CONVERSION & PKG: DIGI-TECH

RECOMMENDED SIZE RANGE =  
7.5" HT



PROSET0070 INDIAN SUMMER HOME ELEMENTZ SET





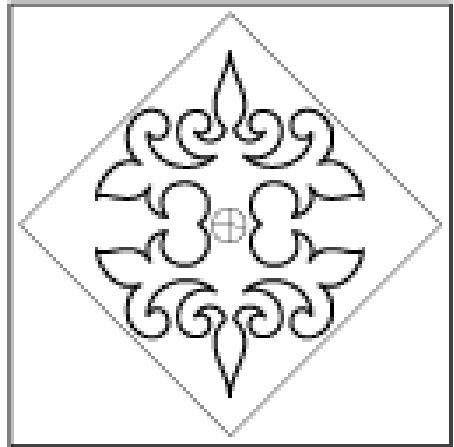

© 2011, PATRICIA RITTER

DIGITIZED BY: PATRICIA RITTER

CONVERSION & PKG: DIGI-TECH


RECOMMENDED SIZE RANGE = 6-11" ON BORDER  
4" OR LARGER ON POTHOLDER - 8"HT OR LARGER ON PLACEMAT/TOPPER






**Free Star Spangled Banner Set**

Star Spangled Banner  
Friendship Star Block



© 2010, Karen Farnsworth

Star Spangled Banner Set



Star Spangled Banner e2e



Star Spangled Banner Border Corner




Star Spangled Banner Border



Star Spangled Banner Block


© 2010, Karen Farnsworth

Circle



**Free WildFlower Designs**

Anniversary Set



Anniversary Block




Anniversary Triangle 2



Anniversary Triangle



Simple Twist




Simple Three Feather Block

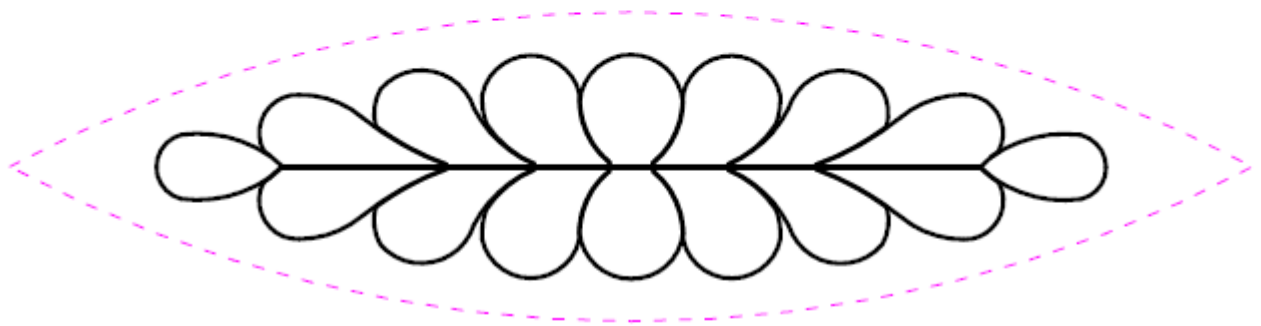
---




## Wedding Ring Feather Block



## Wedding Ring Feather Melon



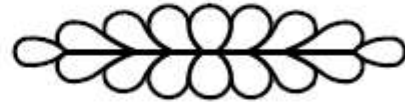
# Wedding Ring Feather Set



Wedding Ring Feather Block



Wedding Ring Feather Triangle



Wedding Ring Feather Melon

© 2008. Karen Farnsworth

Wedding Ring Feather Triangle

