

BRIAR VILLAGE

A Neighborhood Newsletter


Thank you BV volunteers!

The annual BV 4th of July parade looked much different this year but was once again a huge success! Even with taking the extra safety precautions and changing up how we celebrated this year, everyone had a great time. A big thank you to everyone who came to drive their decorated cars and joined the firetruck around the neighborhood. This would not have been possible without all the hard work made by HOA Board member Carrie Bivins, who oversees all of our social events, and Kelly Foster, who always works so hard to make our BV events such a huge success. Special thanks also go out to HOA President Alvin Olson for leading the parade, and Board Member Gale Antionette for passing out ice cream. We also want to thank the Houston Fire Department and Snow Dog Ice Cream for coming out and being a part of our celebration!

"BV Bayou" Question

During the stay-at-home orders, many residents have begun walking along side the "BV Bayou" throughout the day to get a break from being stuck in their homes. There have been multiple posts to our message board and Facebook groups, admiring the wildlife in this area. However, there has also been a lot of discussion of the trash dumped in the ditch and that the flood control district does not regularly mow this area. There are currently a couple residents that have been kind enough to mow a path along the ditch for residents to walk, but this is a large job for just two people. Many other residents have now volunteered to help with the clean up. It has also been suggested by a few BV residents that to help with beautifying this area, that the neighborhood could possibly purchase a riding mower to be used by volunteers to keep this area clean. This is a big project to tackle for sure, however, it appears many BV residents have already shown interest in helping get this done. What do you think about BV taking on this project? We want to hear from you! Email us at briarvillagenewsletter@gmail.com.



 **Briar Village - August 2020**
 Clip and Save for Future Reference!

BPCIA Position, Name, Primary Area, Contact Info	
BPCIA – Briar Park Community Improvement Assoc. Meetings 7:00 p.m. at BV Clubhouse on 4th Thursday of Month	
Pres. Alvin Olson 832-274-7831 alvin@briarview.com Security Webmaster Clubhouse	V.P. Timothy Cook 281-536-4362 timcookhoa@gmail.com Newsletter
Sec. Dee McConnon 281-794-6482 dee.briarv@gmail.com Common Area	Treas. Brian Maguire 832-659-5913 brianjmag@live.com ACC Security
Gale Antoinette 281-543-0840 bvhoagale@gmail.com ACC DRV Common Area	Carrie Bivins 281-253-4540 hoacarriebivins@gmail.com Pool Social DRV
Miriam Munoz 713-277-7791 miriammunozhoa@gmail.com Webmaster, Clubhouse	Graham Management Inc. Carmen Reyes, Com Mgr 2825 Wilcrest, Ste. 600 Houston, TX 77042 ph: (713) 334-8000 f: (713)334-5055

Ranger Patrol & Co. Inc. – Dispatch 832-356-3224
 Call 911 for Emergencies 24/7
 HPD Non-Emergency - 713-884-3131

Garbage – VF Waste
 Services - 713-787-9790 – Questions & Complaints
 Pick-up Tues & Fri - Trash can only be put by the curb:
 After 6:00 p.m. on Mon & Thurs or by 7:00 a.m. on Tues & Fri
 Trash is not allowed in view any other time (see City Ordinance)
 Bagged Lawn Debris is not to be left curbside
 except at above times
 Up to 8 bags or cans with weight limit 40 lbs each
 No construction debris, hazardous waste, tires.
 Bundle/tie limbs 4' long.
 Heavy Trash on Fri Only (dishwashers, water heaters, etc.)
 Recycle Day is Thursday - use blue recycle bins only on Thursdays
 If Tues, Thurs or Fri are Holidays, pick-up is skipped
 Holidays are: New Years, Memorial Day, July 4th,
 Labor Day, Thanksgiving, Xmas

NEW! Website and Message Board free to all residents
<https://briarvillage.com>

Problem Resolution

The Board asks residents not to contact service providers directly for problem resolution; please contact the Director over that area on the BPCIA Board of Directors and let that Director handle the problem.

Alvin Olson, President BPCIA

Deed Restriction Violations (DRV)

Please review your Deed Restrictions, which are on the BV Website. If you receive a DRV Letter, please take it seriously, but please do not take it personally. The best course of action is to simply fix the problem and move on. If you are uncomfortable in any manner with a letter you received, please feel welcome to contact me or GMI - our management company - to discuss it.

Alvin Olson, President BPCIA

Community Pool & Tennis Courts

Access Card required for admittance, and can be ordered for \$25 from GMI. Form is on the BV website. Pool is open 7:00 am – 8:30 pm through October 25th, 2019.

Architectural Control Committee (ACC)

All improvements visible from the street must have ACC approval BEFORE work starts. Get the ACC Approval Form on the BV Website or from GMI.

BV Governing Docs & Forms

Under the "Resources" tab of the Briar Village website, there are links to important BV documents, including: deed restrictions, amendments and guidelines, and the CIA's formation documents. The Board also regularly posts the approved meeting minutes, past newsletters and important forms. under this tab.

Briar Village Newsletter

Want to contribute to the BV newsletter? BV residents can submit content to briarvillagenewsletter@gmail.com.

BPCIA Meeting Highlights July 23, 2020

On July 23, the Board held its monthly meeting *via* Zoom which was open to the community. The Board approved several actions taken outside of the meeting for maintenance of the pool. A new pool committee was formed outside of the meeting which will consist of three members at this time, two board members and one resident volunteer. At this time, the pool committee will consist of Carrie Bivens, Brian Maguire, and Kellie Foster.

The Board discussed cleaning the playground and opening it back up to the residents in August. The Board also discussed several repairs needed:

- At the clubhouse, the ice machine, the air ducts, and the electrical panel need repairs. The Board also discussed adding an automatic light switch.
- Purchase of new pool ropes will be made.
- Ordered new net for Tennis Courts.

The Board set the closing date for the pool as Sunday October 11th, 2020. The Board had been discussing having a pool attendant assist with managing the pool since this is our first year with SAYOR, but it was decided that the decision to hire a pool attendant will be discussed next year.

The official Meeting Minutes for July will be posted on the BV Website shortly after approval under the "Neighborhood Stuff" tab.

It was reported that all is running well with the other committees in the neighborhood (security, web, newsletter, DRV, ACC and financial). Luckily, collections are still on pace at close to their normal rate despite the current economic conditions.

The next monthly meeting is scheduled for August 27, 2020. At this time, it is unknown whether the next meeting will be held *via* Zoom or be held in person at the clubhouse. Residents will be updated on the Message Board with instructions on how they may attend the meeting.

Food Truck Night!

August 13th 4-9 pm: Rich Boy Po Boy will at the Clubhouse serving up some mouthwatering Po'Boys, loaded fries, wings and more. But wait! It gets better!!!! We will also have Popstontx popsicles for dessert! These delicious, hand crafted popsicles are made by one of our very own BV families!

Pick-up Dinner at the Clubhouse:

Tired of Cooking? Take a break this week and pick up a delicious meal without even leaving the neighborhood. Great opportunity to support some of our local business' too!

Wednesday, August 5th 5:30 pm-6pm

Lasagna House - Feed 4 for \$35

Drive-Thru Pickup at the Clubhouse Parking Lot

Select one Entree

Served with House Salad & Garlic Bread

Entree Options:

Chicken Alfredo

Lasagna

Linguini with Meatballs

Add Red or White Wine \$15/Bottle

Order & Pay by Phone (281) 496-9114
by Tuesday, August 4

Wednesday, August 19 6 pm - 6:30 pm

London Cafe - Feed 4 for \$35

Drive-Thru Pickup at the Clubhouse Parking Lot

Choose one option:

Chicken Alfredo with salad and bread

Fish 'n Chips with fries or salad

Chicken Murphy with salad

Any breakfast (see online menu)

2 pieces of chocolate pie free with your order
while it lasts

Order & Pay by Phone (346) 774-2817
Must Order by 5 pm



Household Waste & Recycling Service Briar Village Homeowners Association

Household Waste Collection Guidelines

Household waste must be in no more than eight (8) containers or in bags (which includes what is set out for yard and bulk), not exceeding forty (40) gallons or forty (40) pounds at the residents curb by 7:00 AM.

Tree & Yard Waste Collection Guidelines

Tree and yard waste must be in no more than eight (8) containers or in bags (which includes what is set out for household & bulk), not exceeding forty (40) gallons or forty (40) pounds at each residents curb by 7:00AM. . Tree, shrubs, & brush trimmings must be cut in lengths not to exceed four (4) feet & no greater than three (3) inches in diameter, securely tied in bundles.

Bulk/Heavy Trash Collection Guidelines

No more than eight (8) items per home (which includes what is set out for household & yard waste). Must be placed at the curb by 7: AM.

Accepted Items for Bulk/Heavy Trash

Household appliances (Refrigerators must have Freon drained and be tagged accordingly by a certified technician)
Hot Water Heaters must be drained
Grills must be emptied of ash or briquettes
Small Furniture.

Recycle Collection Guidelines

Recyclable items will be placed in eighteen (18) gallon bins, must be placed at each residents curb by 7:00 AM.

Accepted & Unaccepted Items for Recycling

Please see attached flyer.

Service Collection Schedule

Service Days (Household Waste) - Tuesday & Friday
Service Days (Tree & Yard Waste) - Tuesday & Friday
Service Day (Bulk/ Heavy Trash) - Friday
Service Day (Recycling) - Thursday
Service Hours - No earlier than 7:00 am & not later than 6:00 pm
VF Customer Service - 713-787-9790

Holiday Schedule - VF observes the following holidays:
New Years Day, Good Friday, Thanksgiving, & Christmas

If your service day falls on one of the observed holidays, you will be serviced on the next schedule service day.

Unaccepted Items for Bulk/Heavy Trash

- Wood
- Masonry Debris
- Roofing Material
- Lawn Mowers
- Sheetrock or Drywall
- Doors of Paneling
- Windows
- Steel/Cast Iron Building Materials
- Insulation
- Dirt
- Stone or Tile
- Carpet
- Tree Trunks
- Water Softeners
- Tires
- Concrete
- Propane Tanks



**We have Local Unfiltered Honey
Call or Text Dee 281-794-6482**

Swim at Your Own Risk

Our neighborhood pool is "Swim at You Own Risk." This means that there are no lifeguards on staff at the pool. Making the decision to make our pool SAYOR means that we can enjoy this neighborhood amenity longer into the year, but please make sure that you and your family are following the pool rules. **Propping the gate open or allowing others in who do not have an access card is prohibited. If you prop the gate open for another person and that person has not signed a waiver, you will be personally liable for damage caused by, or personal injury to, the person you have allowed in.** Only residents and their guests, who have current access cards and signed waivers are allowed to use the pool. Access cards cost \$25 for each household and can be ordered from Graham Management.

Pool Hours : Tuesday -Sunday 7am - 8:30pm
Closed Monday

Pool Rules

1. Per the new Harris County guidelines, face coverings must be worn when not swimming. Please follow CDC guidelines regarding washing your hands and social distancing.
2. Parents/Guardians must watch children at all times. **NO LIFEGUARD IS ON DUTY.**
3. Absolutely no glass containers, running, horseplay, diving, pushing, pets, loud/offensive/abusive language or behavior or smoking of any kind is tolerated within the pool gates.
4. Swimming/bathing suits or special swim-type diapers must be worn at all times.
5. All patrons must clean up after themselves.
6. No swimming during rain, lightning or thunderstorms.
7. Non-proficient swimmers are to be supervised by competent swimmers.
8. Persons inside the pool area MAY NOT open the gate for another person. A key card must be used to enter the pool area.
9. The baby pool is reserved for children 42 inches and shorter and must be supervised at all times.
10. No standing, sitting or playing with rope dividers.

Cooks Corner: Cookout Recipes

BLUEBERRY LEMON CREAMSICLES



INGREDIENTS

2 c. fresh blueberries
 2 tbsp. granulated sugar
 1 tsp. finely grated lemon zest
 1 tsp. pure vanilla extract
 3/4 c. sweetened condensed milk
 1 1/4 c. whole milk
 1/4 c. fresh lemon juice
 2 graham crackers

DIRECTIONS

Make the blueberry layer: In a medium saucepan, combine the blueberries, sugar, lemon zest, and vanilla. Place over medium-high heat and cook, stirring and pressing on the blueberries with the back of a spoon until they release their juices and the mixture comes to a boil.

Reduce heat to medium and simmer, stirring occasionally, until juices are thick and syrupy, about 5 minutes. Remove from the heat and cool slightly.

Make the lemon cream layer: In a medium bowl, whisk the condensed milk, whole milk, and lemon juice until well combined.

Spoon blueberry mixture into each mold. Pour lemon mixture over top. Gently stir each popsicle to just slightly swirl the layers. Insert popsicle sticks. Crush graham crackers over tops of lemon cream layer. Freeze for 4 hours, or until frozen solid.


Before serving, run molds under warm water to loosen popsicles.

<https://www.delish.com/cooking/recipe-ideas/a32939816/lemon-blueberry-creamsicles-recipe/>

Turtles at the BV Bridge

by: Brian Maguire

Hey neighbors, are you looking for something to do with the family this summer? Take a short walk or bike ride to the drainage ditch, just east of Briar Village's swimming pool. On the south side of the bridge you will find a colony of turtles. My family and I have counted between forty and fifty turtles on any given day.



While taking a walk at the beginning of the stay at home order, my family and I noticed another family looking over the side of the bridge by our pool. We joined them to see what they were watching. To our pleasant surprise, there was a huge group of turtles, possibly red-eared sliders or pond sliders. The turtles join the other native species of egrets, snakes, and even nutria that live near the ditch's freshwater habitat.

Many families have been feeding the turtles. To date, we have discovered that the turtles love any type of leafy greens, bread, and even dog food. On one occasion we noticed a family feeding the turtles cheerios, which the turtles were devouring. Recently we have brought our shelled friends heels of bread, and to our delight brought fish up from the bottom of the ditch to join in the feeding.

If you would like to step out of the house, get some fresh (Houston summer) air and see nature, head over to Briar village's drainage ditch. You'll get to see the turtles, and enjoy feeding them; they'll enjoy it too.

Trimming Shaping Stump Removal Fine Pruning	Topping Tree Removal Feeding Planting	
Danny		BONDED & INSURED OVER 15 YEARS EXPERIENCE
FREE ESTIMATES 832-228-1942		D&K Tree Service @dktreeservice
1933 Thonig Rd. Houston, TX 77055 d.ktreeservice@yahoo.com		

Pendulum Painting STEAM Activity

Learn about the forces of motion and gravity with a new painting technique by exchanging the paint brush for a swinging pendulum. Engage your child with the combination of art and science for a STEAM learning activity.

The Science Behind Pendulum Painting:

A pendulum is a fixed object hung from a point so it can swing freely back and forth due to the force of gravity. When discussing the concept with children a great example to use is a swing. As the swing moves back and forth it is demonstrating the physics of a pendulum. The swing is moving back and forth due to the force of gravity on the swing.

Materials:

Foam or Paper Cup, Scissors, String, Tape, 2 Chairs, Broom, Large Paper (We used a roll of brown craft paper), Plastic Tablecloth or other drop cloth

Tutorial:

Step 1: Prep the workspace by covering the floor with a drop cloth. Prep the pendulum by poking a hole in the bottom of the paper cup and one hole on each side of the cup underneath the rim. Tie a piece of string through the two holes on the side of the cup creating a handle for the cup.

Step 2: Place the broom horizontal across between the two chairs and slide the string tied cup to the middle of the broom.

Step 3: Before adding paint to the cup, test your pendulum with water. This is an easy way to make sure your work space is covered before adding paint. It also allows your artist time to experiment with swinging the cup.

Once your child is ready, place a piece of tape covering the bottom hole of the cup and fill the cup with a mixture of washable paint and water. It may depend on the thickness of your paint but we used a 2:1 ratio, 2 parts paint to 1 part water. Roll out and place your paper underneath the pendulum.

Step 4: Let the painting dry completely.

Experiment with different timing of swinging the cup, different lengths of string, or lowering and raising the cup.

This project can get a bit messy (but with a drop cloth it was very easy to clean up). If the ideas of painting inside scares you, try taking the pendulum painting outside using sidewalk paint.

DIY Washable Sidewalk Paint Recipe:

1/3 c. of cornstarch, 1/3 c. of water, tablespoon of Washable Paint

Mix the ingredients together in a bowl. Be sure to test the paint in a small spot first to make sure it will wash off. We have found some different brands of paint wash off easier than others.

Questions to Ask Your Child:

What pattern is the pendulum making with the paint?

What happens if you swing the pendulum gently or swing it more forcefully?

What does the painting look like or remind you of?



Presentation is Everything!

By: Amy Hill

Many years ago, I went with a group of friends to Louisiana for a girls weekend. We were members of an investment club and deposited a small amount of money in our account every month. The problem with the club was that we tended to buy high and sell low. Ouch!

That weekend, we stayed at a bed and breakfast. Everything was perfectly manicured and decorated. Wow! We were impressed! Our host popped in on us and we shared our praise with him. His response? "Presentation is everything!" I still remember his words to this day because their simplicity spoke volumes.

Those words can describe our Briar Village as well. When people drive through our neighborhood, perhaps looking for a house, what is their first impression?

Maybe we should be asking ourselves questions. Do I maintain my yard? Am I willing to pick up some of the trash that thoughtless people toss out of their car? If it is not a trash day, have my garbage cans been placed out of sight?


What am I doing to make our fantastic neighborhood even better? Do I always keep my dog on a leash to prevent a dog bite? Do I always pick up my dog's poop out of respect for my neighbors? Have I removed debris in the street in front of my house so it will not clog the drain? Do my bushes need trimming or the beds need weeding?

The list of questions can go on and on. Let's all remember this going forward: Presentation is everything for our property value.

In closing, although the presentation of our property is important for monetary value, it is truly a blessing to see how so many are reaching out to their neighbors and helping others during these difficult days. People are our most important treasure and let's hope and pray the pandemic will be over sooner rather than later. Thanks to all for your loving, caring spirit and the high value you place on the people of Briar Village.

Help prevent flooding in BV! Keep storm drains clear and speak with your yard crew if they are blowing debris into the drains.

**BRIAR VILLAGE
REAL ESTATE UPDATE
JUNE 16, 2020 - JULY 15, 2020**

<p>HOMES SOLD 0</p> <p>AVERAGE SOLD PRICE \$0</p> <p>AVERAGE SOLD PRICE PER SQ. FT. \$0</p> <p>AVERAGE DAYS ON MARKET (SOLD)</p> <p>HOMES PENDING 9</p> <p>ACTIVE HOMES 9</p> <p>MONTHS OF INVENTORY 3.2 MONTHS</p> <p>ACTIVE RENTAL HOMES 2</p> <p>NUMBER OF LEASED HOMES 4</p> <p>AVERAGE LEASE PRICE \$1694</p>	<div style="text-align: center;">  </div> <p>No homes sold this past month in Briar Village, but we have nine homes currently pending. The rental market has been hot with four homes leasing with an average lease price of almost \$1700/month. There are currently only two homes for lease in the neighborhood.</p> <p>The Greater Houston Real Estate market has continued to see a hot summer for home sales. Home inventory currently sits at 3.2 months, which is dramatically lower than the 4.3 months of inventory we saw this time last year. That means we are in a strong sellers' market. I expect July to finish out strong and then the market to begin cooling down slightly in August</p> <p>Stay healthy!</p> <p style="text-align: right;"><i>Paul Holub, Briar Village Resident</i></p>
--	--

Reminder: Political Signs

As a reminder, the BV Deed Restrictions place the following limitations on political signs:

- Cannot be placed prior to 120 days before the election the sign relates to and must be removed within 10 days after the election;
- No more than 2 displays per candidate or ballot issue;
- Displays shall not exceed 4 ft x 6 ft in size;
- Displays shall not be accompanied with music or other sounds or streamers; and
- Displays shall not contain profane language or have offensive language.



Briar Village
 A family neighborhood in far west Houston
 2825 Wilcrest Drive, Ste 600
 Houston, Texas 77042

See this Newsletter
 in color on the BV Website
 Join today, it's free!

PRSR STD
 U.S. POSTAGE
 PAID
 HOUSTON, TX
 PERMIT NO. 6270

August 2020 Neighborhood Newsletter

DO NOT FORWARD

Please open and read if you live at this address. This is not advertising, it is your community news.



Your Neighbor
 since 2011.

Lourdes Codina
 (281) 723-0068

LCodina@KW.com
 www.BriarVillage.INFO

**Realty in
 Houston**
 GROUP

kw MEMORIAL &
 ENERGY CORRIDOR
 KELLERWILLIAMS, REALTY
*Each Office is Independently
 Owned and Operated.*

WANTED

PLUMBERS, ELECTRICIANS, LANDSCAPERS, HANDYMAN, ROOFERS, CLEANING SERVICES AND INSURANCE AGENTS

Are you a Briar Village resident and own your own Business? I'm organizing a Home Improvement Networking Group in Briar Village.

If you're interested, text or email me for details.

HELP ME SUPPORT OUR COMMUNITY!

This Month's Business Highlight:

ROOM REDEZIGN Hillary Roy - www.roomredezign.com
 830.928.5856 - roomredezign@gmail.com

Hillary's Goal is to offer a full spectrum of services for her clients. She can help you reach your goal of staging your home for sale or redesigning your home for your own comfort and style.

Home Staging - Organization - Interior Design