


Ladybird Class home activities



The story for this week is The Very Hungry Caterpillar.

Read the story together if you have the book at home, or you can find it using the following link.

<https://www.youtube.com/watch?v=75NQK-Sm1YY>

Can your child remember any of the foods that the caterpillar ate? Have a talk about which of the foods are healthy and which should be eaten as a special treat, and which foods they have and haven't tried before.

If possible, you could buy some of the foods that the caterpillar eats and let your child try some of them as you enjoy the book together.



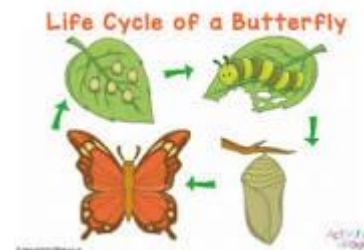
Can your child make a caterpillar or a butterfly? They could use blocks, paint, recycling or crayons.

If you have a potato masher and some red and green paint, your child could have a go at making a printed caterpillar like this.




On one of your daily walks, if you can, see if you can find a caterpillar, spot a butterfly, or even just look for some other bugs.

If your child shows an interest in how caterpillars turn into butterflies, show them the following video. You could have a look on YouTube to see some other videos about insects. (Please watch them yourself before showing them to your child to ensure they are suitable.)



<https://www.youtube.com/watch?v=V5RSpMQQOpw>



If you have finger paints, your child could have a go at making some patterns like this. Add one more on each row, or use different colours to make patterns.

When you have finished exploring the story, and if it is possible for you to do so, please take some photos of what your child has been doing and send it to;

ladybirds@rothesay.nurseryluton.com