

ROOSEVELT SENIOR HIGH
456 S MATHEWS ST
LOS ANGELES CA 90033

HOW DOES YOUR SCHOOL MEASURE UP?

This School Report Card will help you answer questions about...

- how your child's school is progressing
- how to make sure your child is on track
- how to get involved in your child's education

Find out more at <http://reportcard.lausd.net>



Developed in partnership with



LIVE UNITED



Los Angeles Unified School District

SCHOOL report card 08 09

Dear High School Parent or Guardian,

This School Report Card contains important information for you about the progress of your child's school.


It has been prepared with input from parent organizers and major non-profit organizations that partner with the District.

It is a tool designed to help you ask questions about how ready your child is for college and career, including:

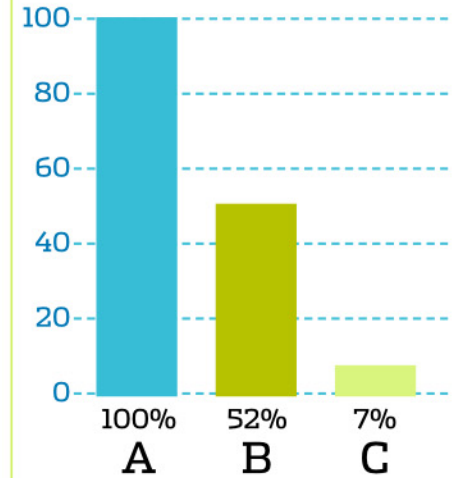
- What courses must my child pass to graduate?
- What are "A-G courses"?
- Does my child know what he/she wants to do after finishing high school?

The graduation rate in the District is improving but not all of our students are graduating. We want all our students to finish high school prepared to enter college or begin a career. Parent involvement and intervention can make a difference.

We look forward to working with you toward your child's success.


Ramon C. Cortines
Superintendent

LAUSD Students Graduating in Four Years



- A. 9th graders enrolled in Fall 2005
- B. Those graduating in 2009
- C. Those still working toward a diploma in 2009-10

ROOSEVELT SENIOR HIGH

The Academic Performance Index (API) is a score California gives each school based on student test scores. 800 is the target API score; 1000 is the maximum.

API Score 2008-2009 **577** Change from 2007-2008 ▲ **26**

► How many students are at this school? **4,630**

PROGRESS

► How are students moving toward high school graduation?

To graduate, students must earn 230 course credits, complete required courses, and pass the California High School Exit Exam (CAHSEE).

► How many students are moving from...

	2007-08	2008-09	LAUSD Average
...9th to 10th grade (55 credits)?	59%	60%	66%
...10th to 11th grade (110 credits)?	37%	39%	49%

► How many students are passing the CAHSEE in the 10th grade?

	2007-08	2008-09	LAUSD Average
	51%	56%	61%

► Are students performing at grade level in English language arts and math?

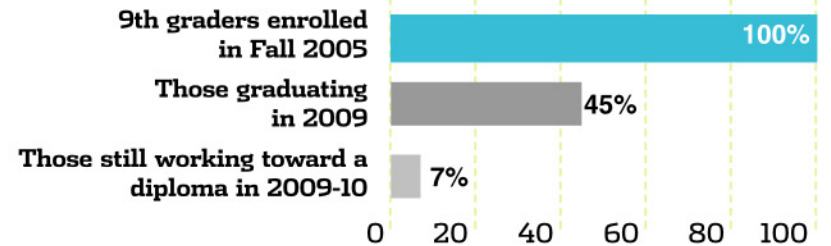
The California Standards Test (CST) shows whether students are at grade level. Scores fall into one of five categories: advanced, proficient, basic, below basic, and far below basic. Students must be at proficient or advanced to be considered at grade level.

Students at grade level in...	2007-08	2008-09	LAUSD Average
English language arts	18%	21%	33%
Math	3%	4%	13%
Students improving in...			
English language arts	33%	30%	31%
Math	20%	19%	20%
Students declining in...			
English language arts	31%	31%	32%
Math	50%	49%	49%

READINESS

► How many students are graduating in four years?

	2007-08	2008-09	LAUSD Average
	43%	45%	52%



► How are students preparing for college and career?

A-G courses include six core subject areas: English, math, science, social science, foreign language, and the arts. A-G courses help prepare students for entry into college and the 21st century workforce. Passing all A-G courses will be a graduation requirement starting in 2012.

	2007-08	2008-09	LAUSD Average
Graduates passing A-G courses with a "C" or better	22%	24%	29%

Most American colleges use SAT or ACT test results to help determine admission and college readiness.

Students who took the SAT or ACT by 12th grade	37%	41%	38%
Students achieving at least 1400 on the SAT or 19 on the ACT	17%	20%	34%

Advanced placement courses allow high school students to do college-level work.

Students who took at least one advanced placement course	12%	13%	13%
--	-----	-----	-----

► What are the opportunities for students to prepare for college and career?

	2007-08	2008-09	LAUSD Average
Percentage of courses offered that are A-G	66%	69%	67%
Number of AP subjects offered	16	16	12

LEARNING environment

In 2008-09, students, parents, and staff were surveyed about their experiences at this school. Here is what they told us...

- ▶ **What are 12th grade students' goals?**
- ▶ **After graduation, how many students are planning to...**

...go to a FOUR YEAR college?	36%
...go to a TWO YEAR college or technical school?	44%
...work full time?	7%
...do something else?	12%

- ▶ **What is it like to be at this school?**

1,496 Students	77 Parents	39 Staff
Students who had opportunities for learning	Parents welcome to participate	Staff supported to do their work
84%	84%	66%
Students involved with their school	Parents involved at home	Staff reporting commitment and collaboration
78%	68%	63%
Students reporting their campus was clean	Parents involved at school	Staff reporting their campus was clean and safe
41%	30%	68%
Students who felt safe on campus	Parents reporting campus safe	
79%	67%	

*Data unavailable due to low response rates

- ▶ **What are other important things to know about the school environment?**

	2007-08	2008-09	LAUSD Average
Teachers at this school for at least 3 years	75%	75%	73%
Employees with 96% or higher attendance	68%	70%	61%
Students with 96% or higher attendance	44%	45%	53%
Students suspended at least once	13%	16%	9%

STUDENT groups

- ▶ **Are different groups performing at grade level in English language arts (ELA) and math?**

	ELA	Math
All students	21%	4%
African American	**%	**%
American Indian	**%	**%
Asian	**%	**%
Filipino	**%	**%
Latino	21%	4%
Pacific Islander	**%	**%
White	**%	**%
English learners	2%	1%
Students with disabilities	1%	0%
Economically disadvantaged	21%	4%

- ▶ **How are English learners progressing?**

English learners are students who speak a language other than English in the home and who get help to develop skills to do grade-level work in the English language. The California English Language Development Test (CELDT) is part of what is used to reclassify students, meaning they have reached proficiency in the English language.*

	2007-08	2008-09	LAUSD Average
Students meeting English proficiency on the CELDT	21%	27%	27%
English learners improving on the CELDT	48%	51%	50%

*Students must also 1) score basic or above in English language arts on the California Standards Test, and 2) be recommended by the school to reclassify.

** Scores are not shown when the number of students is 10 or less to protect student privacy and ensure statistical accuracy, or when data are not available

LEARN more

► Who are the students at this school?

► Total number of students enrolled: 4,630

► Percentage of students enrolled who are...

African American	0%	Gifted and talented	8%
American Indian	0%	Students with disabilities	13%
Asian	0%	English learner	34%
Filipino	0%	Economically disadvantaged	84%
Latino	99%	Percentage of students entering and leaving	45%
Pacific Islander	0%		
White	0%		

► What is Adequate Yearly Progress (AYP) and Program Improvement (PI) status?

A school must meet targets under No Child Left Behind (NCLB) on standardized tests and graduation rates for all students and for certain groups. This includes economically disadvantaged students, students with disabilities, English learners, and students in different ethnic groups.

A Title I school is in Program Improvement status when it does not meet AYP requirements two years in a row. When this happens, an intervention plan is designed to help the school meet its requirements. Parents are notified when a school is in PI status.

Did this school meet AYP requirements? No
How many requirements did they meet? 11
...out of a possible 22

What was the school's PI status as of November 1, 2009? Year 5

► How are students performing in magnet centers and/or small learning communities (SLCs)

Students at grade level in...

Magnet Center and/or SLCs	ELA	Math
MATH SCI TECH C	21%	2%
MTH/SC MAG	39%	10%

GET involved

► What you can do as a parent...

As a parent, you play a critical role in your child's success in school. The LAUSD Parent Community Services Branch can help you get connected to a variety of resources designed to help you get involved.

LAUSD Parent Community Services Branch
(866) 669-7272
www.lausd.net/parent-services

Here you will find out about resources such as:

- How to find tutoring/academic services for your child
- How to learn about grade level standards
- How to participate in parent and community organizations that help make decisions about your child's education
- How to volunteer at a school

► Who can help you...

The best place to start is always with your child's teachers. Your child's school counselor can also help you make decisions about getting your child ready for college and career. Examples of things you can ask about are: 1) how to know what your child should be learning at his or her grade level, 2) what you can do to help your child study, or 3) how to find out more about parent services at your school.

Aside from teachers and counselors, the principal is someone every parent can talk to at every school.

The principal of this school is SOFIA FREIRE

Here are people you can contact:

At this school: PRINCIPAL

323-780-6500

At this local district: INNOVATION AND CHARTER SCHOOLS DIVISION

213-241-5104