

CUSTOMER DETAILS

NAME _____ CONTACT # 1 _____ CONTACT # 2 _____
 ADDRESS _____ EMAIL _____
 SUITE _____ CITY _____ POSTAL CODE _____ BUZZER # _____

COMPANY OR BUSINESS ACCOUNT (IF APPLICABLE)

COMPANY _____ REPRESENTATIVE _____ PO # _____ DATE _____

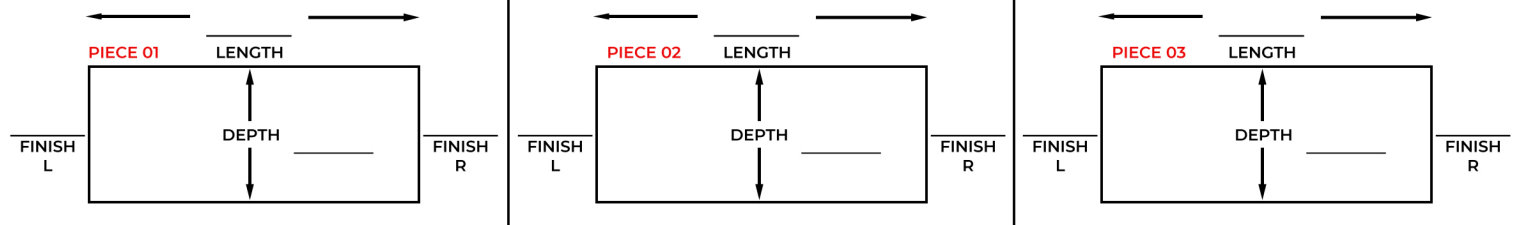
INSTRUCTIONS and NOTES

- Please complete all sections legibly. All completed pages must be signed and dated by customer or account representative.
- Please complete separate forms for each colour/profile combination.
- Enter dimensions in inches, to the nearest 1/8". Allow 3/4" to 1-1/4" for overhangs to suit customer preference. Lengths refer to overall length; if customer orders side splash Mega will subtract from overall length to determine cut dimension.
- Standard depths with backsplash are 22-1/2" for vanity and 25-1/2" for kitchen. Custom depths are available.
- Standard depth for bar top is 26-3/4". Bar tops have matching profile front and back. 32" and 36" depths also available as are custom depths.
- Indicate whether the countertop is 'Postform' or 'Flatlay' style. If this is a Flatlay order, please check the box for 'Template' if one is being supplied by the customer with this completed document.
- Indicate delivery point; either 'Comp' for Store/Company or 'Cust' for Customer, a separate fee may apply. Select 'CARTON WRAP' if desired; extra charge.
- Check one of the options for 'Build-Up':
 - YES - Mega will attach material to countertop underside to raise bottom of profile edge so that it is level with the top of the cabinetry.
 - NO - To have the profile edge hang below the top of the cabinetry by 5/8" to 3/4" (profile dependent). Please ensure this will not impact your ability to open/close drawers/doors.
 - LOOSE - Build-up material supplied but not attached to the countertop so that it may be finished on site.
- Check one of the options for 'Back Splash':
 - YES - Standard integrated back splash - Postform tops only; for Flatlay tops select the LOOSE option.
 - NO - No back splash; top will have a clean cut back. Typical for installations featuring a tile backsplash. Additional charge.
 - LOOSE - For Flatlay tops; supply loose square backsplash. Indicate the required height in inches. Additional charge applies.
- Standard countertop thickness is 1-1/4". Current standard postform backsplash heights are 3" to 3-1/2" from working surface to top of backsplash. Please confirm the overall height associated with the selected profile is suitable for the project. Custom backsplash heights available from 3" to 5-7/8".
- Indicate the required 'Finish' for each end of each top by selecting one of the following 4 options:
 - EC - End Cap - Laminate cap with supporting backing material. Standard end finish for open end countertop at end of cabinet run.
 - AC - Appliance Cap - Similar finish to End Cap but with no supporting backing material. For countertops with no build-up (typically for countertops installed on face frame cabinets), use on ends immediately adjacent to appliances. Also known as a Flush Finish.
 - S - Side Splash - Square side splash sits beside countertop and has same height as backsplash.
 - X - Raw - Clean cut; unfinished. Typically used for ends against walls or gables.
- Supply Only projects use standard 45 degree mitres only, resulting in square corners. Scribing by customer on site will likely be required for proper fit.
- Pieces for L-Shapes & U-Shapes are to be assembled by customer or others. Pre-assembly available in limited cases; additional charges apply.

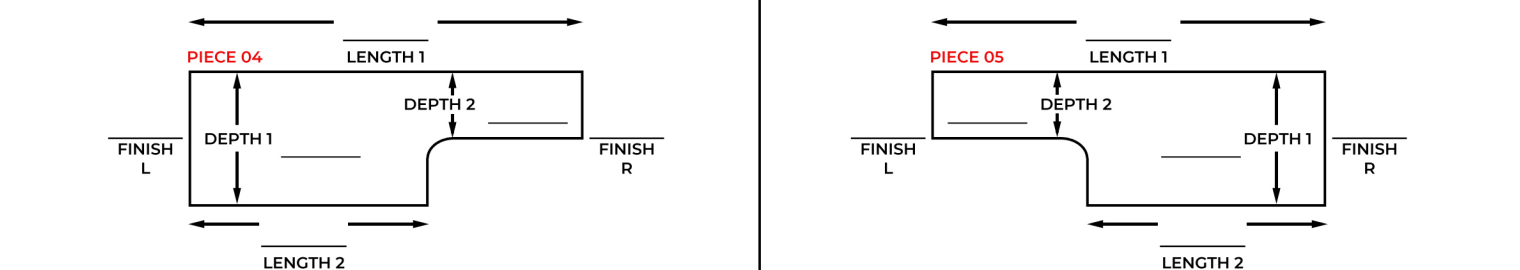
ORDER DETAILS

COLOUR _____	<input type="checkbox"/> POSTFORM <input type="checkbox"/> DELIVERY - COMP	BUILD UP _____	BACKSPLASH HEIGHT _____ (loose/square splash)
COLOUR # _____	<input type="checkbox"/> FLATLAY <input type="checkbox"/> DELIVERY - CUST	BACK SPLASH _____	
PROFILE _____	<input type="checkbox"/> TEMPLATE <input type="checkbox"/> CARTON WRAP		

STRAIGHTS

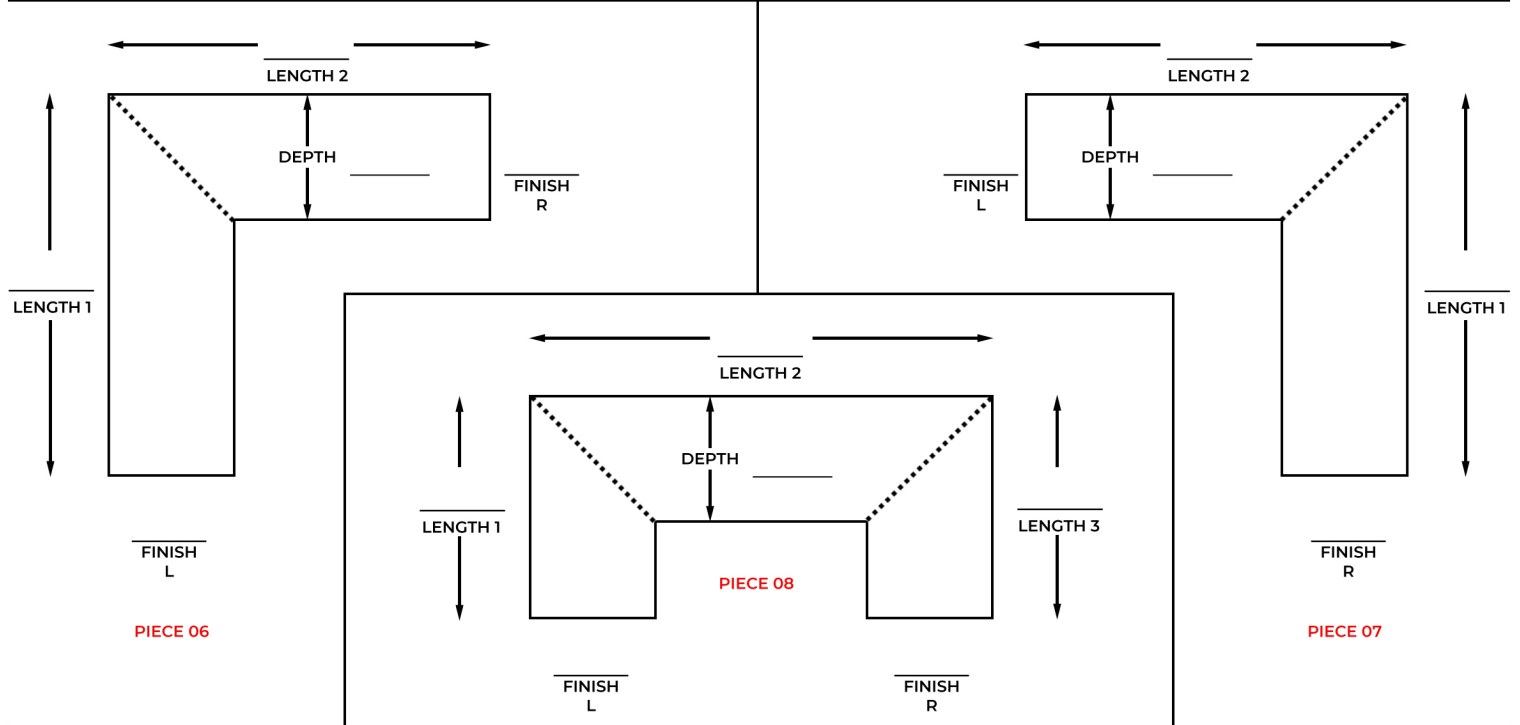


VANITY PORKCHOP

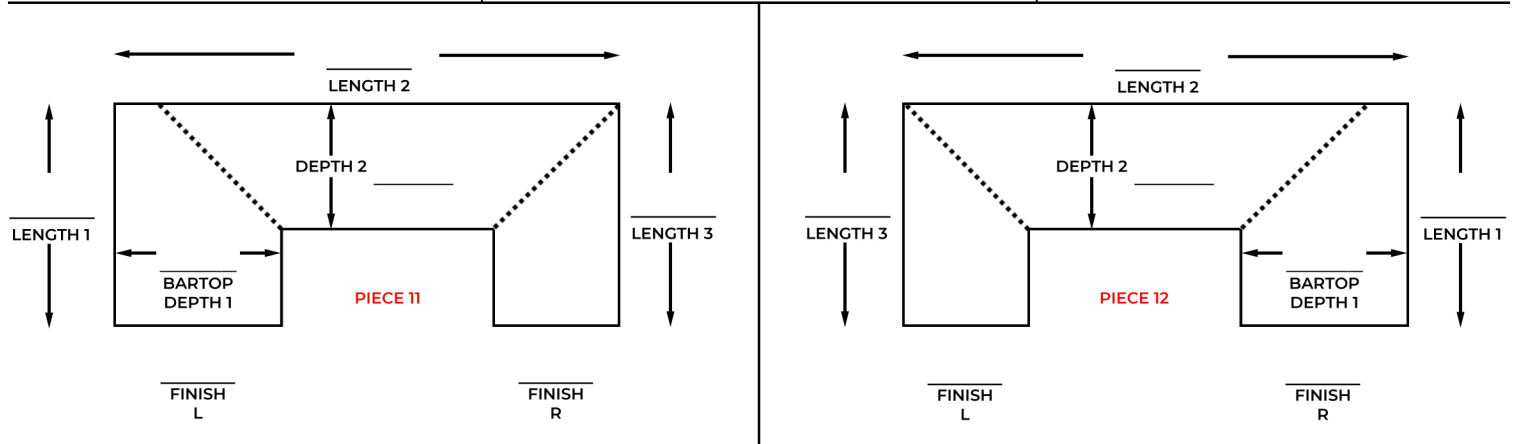
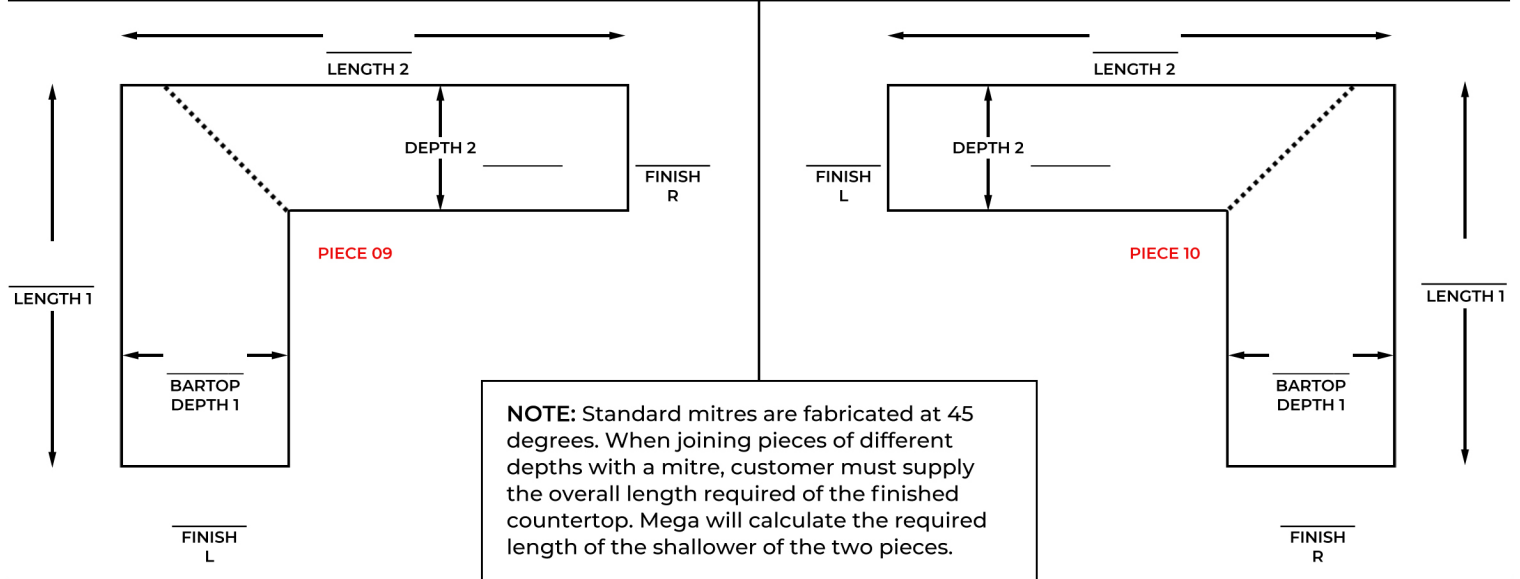


I have read, reviewed and approved the above special order and understand that it cannot be changed or cancelled. I understand that there is a 1/8" tolerance allowance on finished dimensions. Signature _____ Date _____

L-SHAPES and U-SHAPES with SINGLE DEPTH



L-SHAPES and U-SHAPES with MULTIPLE DEPTHS



I have read, reviewed and approved the above special order and understand that it cannot be changed or cancelled. I understand that there is a 1/8" tolerance allowance on finished dimensions.

Signature _____

Date _____