





















Recall Games

These game establishes a good foundation for recalling your dog and loose leash walking.

Game #1 – Distraction Game (Find it Game)


-  Make sure your dog is hungry.
-  Start in a small area, with few distractions.
-  Get treats that you can toss on the ground and that your dog will eat.
-  To distract your dog so that your dog is NOT looking at you, toss a treat no more than two feet away from you and tell your dog to “find it.”
-  Once your dog starts chewing the treat, call your dog by name.
-  The second your dog looks at you say “yes” (the positive word marker). This excites your dog, and lets your dog know that he is doing something you like.
-  Once you dog looks at you, start moving backwards quickly. This causes your dog to want to go to you
-  As the dog is approaching you say “come” or whatever word you are using to call your dog to you. NEVER say COME unless your dog is already coming to you.
-  Praise your dog the entire time he is coming toward you.
-  Give your dog a treat when he comes to you.
-  Play this game over and over.
-  Once your dog retrieves his treat and runs back to you 100% of the time, move to a slightly bigger area, with more distractions. With distractions you won’t need to throw a treat on the ground. You just need your dog to not be looking at you or distracted doing something else.
-  As you begin to move outside with more distractions use a long line (a 20-40 foot long leash.) Attach the leash to your dog’s flat collar. DO NOT attach a long line to a Gentle Leader, Halti, choke chain or prong collar.
-  Never let the long line get out of your reach.
-  If you throw a treat and your dog eats it but doesn’t respond to you when you call, OR your dog is not looking at you when you say your dogs name, then give a gentle pull on the long line and call your dog again. Even though you had to call your dog again, make sure to praise him as he approaches you and treat him when he gets to you. Remember only say COME when your dogs is coming to you.
-  Running backwards, away from your dog, when you call him usually entices him more to run toward you. Typically, when you run at a dog they will run the other way.
-  Remember: Practice, practice, practice and have FUN! You will eventually have an incredible recall!


Game #2 – Already Coming Game

 Think about all the things you do that your dog already comes to you for:


Example:


1. Door bell rings, dog runs to door
2. Refrigerator door opens, dogs runs into kitchen
3. Grab your dog's leash, your dog runs toward you
4. Open a treat bag, dog shows up

 Now use this to your advantage. Each time you do something that your dog automatically comes to you for, say the word COME when they are already coming to you, then reward highly.


 This is a great way to build the association that the word come means great things happen EVERYTIME your dogs hears the word COME.

Game #3 – Run Away Game








 As you are walking along with your dog, suddenly run away from your dog in different direction.

 As your dog runs toward you or with you, say the word COME

 Stop and reward him when he gets to you

 You can then run away again, that is always fun for your dog. Other options include resuming your walk or telling your dog to GO PLAY. Repeat often, always rewarding your dog when he gets to you.

Game #4 – Hide and Seek Game

-  Using a long line or Flexi Leash, walk along with your dog, in a safe place where you can let the leash drag or extend without risk to your dog. Working inside a fenced area is perfect.
-  When your dog isn't looking at you, quickly hide behind a tree, a bush, the corner of a building, a car or whatever is handy (if your dog can still see you that's ok).
-  Position yourself so you can peek out at your dog
-  If your dog gets worried and can't find you, make a little noise so that he looks in the direction of your hiding spot, then be quiet again, allowing him to find you.
-  As soon as your dog finds you, reward highly, clap, jump, play with your dog, even run away from your dog. Make it fun. You can even tell you dog to go play. Then resume your walk.
-  During this game, make an effort NOT to look for your dog or give your dog a command. Just walk or run away from your dog and then hide. Lead Dogs NEVER follow.
-  By hiding, you are training your dog to look for you. It's fun and unpredictable and it keeps your dog interested in what you are doing. It's adds a fun spin to the walk and really builds your relationship.