

Online Turbidity Analyser

Turbidity
Meter
Series



Online Turbidity Monitor AC2070

Function

The principle of the turbidity/sludge concentration sensor is based on the combined infrared absorption and scattered light method. The ISO7027 method can be used to continuously and accurately determine the turbidity or sludge concentration. According to ISO7027 infrared double-scattering light technology is not affected by chromaticity to determine the sludge concentration value. The self-cleaning function can be selected according to the use environment. Stable data, reliable performance; built-in self-diagnosis function to ensure accurate data; simple installation and calibration.

Typical Use

The online turbidity meter is an online analytical instrument designed to measure the turbidity of water from waterworks, municipal pipeline network, industrial process water quality monitoring, circulating cooling water, activated carbon filter effluent, membrane filtration effluent, etc. especially in the treatment of municipal sewage or industrial wastewater. Whether evaluating activated sludge and the entire biological treatment process, analyzing wastewater discharged after purification treatment, or detecting sludge concentration at different stages, the sludge concentration meter can give continuous and accurate measurement results.

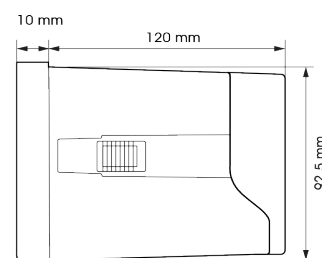
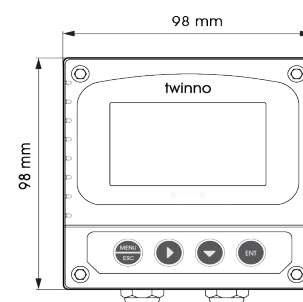
Mains Supply

85~265VAC $\pm 10\%$, 50 ± 1 Hz, power consumption ≤ 3 W

9~36VDC, Power consumption: ≤ 3 W

Measuring Range

Turbidity: 0~9999NTU




Online Turbidity Monitor

Features

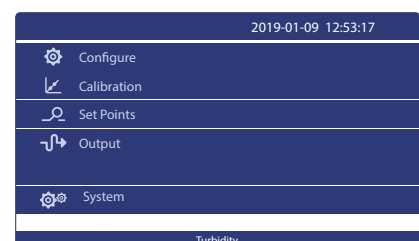
1. Large display, standard 485 communication, with online and offline alarm, 98*98 *130mm meter size, 92.5*92.5mm hole size, 3.0 inch large screen display.
2. Real-time online recording of MLSS/SS, temperature data and curves, compatible with all water quality meters of our company.
3. 0-20NTU, 0-400NTU, 0-4000NTU, a variety of measuring ranges are available, suitable for different working conditions, the measurement accuracy is less than $\pm 5\%$ of the measured value.
4. The new choke inductance of the power board can effectively reduce the influence of electromagnetic interference, and the data is more stable.
5. The design of the whole machine is waterproof and dustproof, and the back cover of the connection terminal is added to extend the service life in harsh environments.
6. Panel/wall/pipe installation, three options are available to meet various industrial site installation requirements.



Measurement mode



Calibration mode



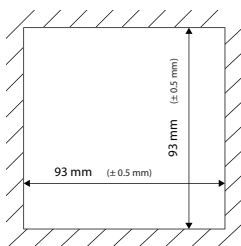
Setting mode

Electrical connections

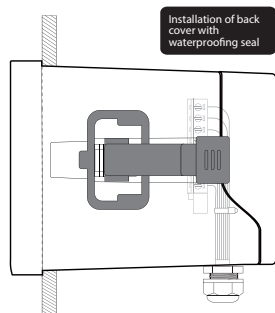
Electrical connection The connection between the instrument and the sensor: the power supply, output signal, relay alarm contact and the connection between the sensor and the instrument are all inside the instrument. The length of the lead wire for the fixed electrode is usually 5-10 meters, and the corresponding label or color on the sensor Insert the wire into the corresponding terminal inside the instrument and tighten it.

Instrument installation method

Embedded installation

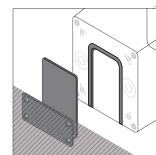
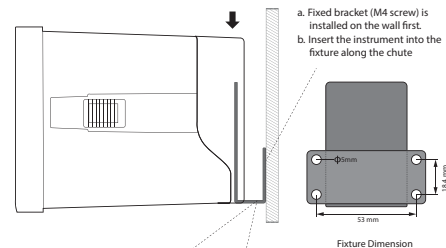


Insert mounting hole size

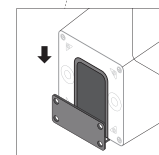


Insert the instrument into the square hole and fix it with the collocated clip.

Wall mounting



Fixed bracket (M4 screw) is installed on the wall first.



Insert the instrument into the fixture along the chute

Technical specifications

| | |
|------------------------------|----------------------------------------------------------------------------|
| Measurement range | 0~9999NTU |
| Measurement unit | NTU |
| Resolution | 0.001NTU |
| Basic error | ±1%FS |
| Temperature | 0~50 °C |
| Temperature Resolution | 0.1 °C |
| Temperature Basic error | ±0.3 °C |
| Current outputs | Two 4~20mA, 20~4mA, 0~20mA |
| Signal output | RS485 MODBUS RTU |
| Other functions | Data record & Curve display |
| Three relay control contacts | 5A 250VAC, 5A 30VDC |
| Optional power supply | 85~265VAC, 9~36VDC, power consumption ≤ 3W |
| Working conditions | No strong magnetic field interference around except the geomagnetic field. |
| Working temperature | -10~60 °C |
| Relative humidity | ≤ 90% |
| Waterproof rating | IP65 |
| Weight | 0.6kg |
| Dimensions | 98×98×130mm |
| Installation opening size | 92.5×92.5mm |
| Installation methods | Panel & wall mounted or pipeline |

Online Immersion Type Turbidity Sensor



Introduction:

The principle of the turbidity sensor is based on the combined infrared absorption and scattered light method. The ISO7027 method can be used to continuously and accurately determine the turbidity value. According to ISO7027 infrared double-scattering light technology is not affected by chromaticity to determine the sludge concentration value. The self-cleaning function can be selected according to the use environment. Stable data, reliable performance; built-in self-diagnosis function to ensure accurate data; simple installation and calibration.

The electrode body is made of 316L stainless steel, which is corrosion-resistant and more durable. The seawater version can be plated with titanium, which also performs well under strong corrosion.

IP68 waterproof design, can be used for input measurement. Real-time online recording of Turbidity/MLSS/SS, temperature data and curves, compatible with all water quality meters of our company.

0.01-400NTU-2000NTU-4000NTU, a variety of measuring ranges are available, suitable for different working conditions, the measurement accuracy is less than $\pm 5\%$ of the measured value.

Typical application:

Turbidity monitoring of water from waterworks, water quality monitoring of municipal pipeline network; industrial process water quality monitoring, circulating cooling water, activated carbon filter effluent, membrane filtration effluent, etc.

Technical parameters:

| | |
|------------------------------|---------------------------------------------------------------------|
| Model No. | AS2070D Digital turbidity sensor |
| Power/Output | 9~36VDC/RS485 MODBUS RTU |
| Measurement mode | 90°IR scattered light method |
| Dimensions | Diameter 50mm*Length 223mm |
| Housing material | POM+316 Stainless steel |
| Waterproof rating | IP68 |
| Measurement range | 0.01-400 NTU/2000NTU/4000NTU |
| Measurement accuracy | ±5% or 0.5NTU, whichever is grater |
| Pressure resistance | ≤0.3Mpa |
| Measuring temperature | 0-45°C |
| Calibration | Standard liquid calibration, water sample calibration |
| Cable length | Standard 10m, can be extended to 100m |
| Thread | G3/4 |
| Installation | Immersion type |
| Application | General applications, rivers, lakes, environmental protection, etc. |



CONNECT+
IoT Solution Enabled

Labtech Electronics Private Limited
1/3, Kundrathur High Road, Periyapanicheri
Chennai-600128, TamilNadu, India
sales@labtech.co.in, www.labtech.co.in
+91 9840839875, 044-48605048

