



TOPTEC/EVO 0005085/EVO

From the true passion for the development of new technologies our TOPTEC/EVO is born.

TOPTEC or TOP TECHNOLOGY is our fully automatic solution to everything that is Diesel Injection world. Entirely produced and designed in Italy by our passionate Team of engineers, **this test bench is available in two standard versions:**

TOPTEC/EVO - version for CR pumps & injectors

INDEX

- ⊙ Standard Accessories
- ⊙ Consumable List
- ⊙ List of Optional
- ⊙ Recommended Accessories



Testing Equipment - Stand Alone



TOP TEC/EVO

STANDARD ACCESSORIES

CAP. 1.1

Common Rail Version TopTec EVO

<p>9813643</p>  <p>Spanner injectors</p>	<p>9813630</p>  <p>Hex. Wrench 10 x 200</p>	<p>9600201</p>  <p>Flexible pipe 450 mm (14x1,5 - 14x1,5)</p>	<p>9810653</p>  <p>Flexible pipe 400 mm (12x1,5 - 14x1,5)</p>
<p>000506052</p>  <p>Valve for Piezo injector C.R. BOSCH</p>	<p>000401403</p>  <p>Connector for pipe checking leakage injector C.R. DENSO</p>	<p>000401404</p>  <p>Connector for pipe checking leakage injector C.R. SIEMENS</p>	<p>000402601</p>  <p>Connector for pipe checking leakage injector C.R. DELPHI</p>
<p>981319901</p>  <p>Connector for pipe checking leakage injector C.R. DENSO</p>	<p>9600146</p>  <p>Waste house 1 way C.R.</p>	<p>9310444</p>  <p>Spring</p>	<p>0002401</p>  <p>Cable for C.R. PIEZO SIEMENS injectors</p>
<p>0002421</p>  <p>Cable for C.R. MERCEDES - BOSCH PIEZO injectors</p>	<p>0002418</p>  <p>Cable for C.R. BOSCH Electromagnetic injectors</p>	<p>0002432</p>  <p>Cable for C.R. DELPHI injectors</p>	<p>0002433</p>  <p>Cable for C.R. DENSO injectors</p>
<p>000508581</p>  <p>Green return hose with quick connection</p>	<p>000508578</p>  <p>Red return hose with quick connection</p>	<p>000508579</p>  <p>Blue return hose with quick connection</p>	<p>000508580</p>  <p>Yellow return hose with quick connection</p>
<p>9310393</p>  <p>Clip for injector C.R. Denso</p>	<p>000506058</p>  <p>Fitting Kit Denso waste</p>		



























CAP. 1.1

STANDARD ACCESSORIES

TOP TEC/EVO

Common Rail Version TopTec EVO

<p>0008111</p>  <p>Coupling for C.R. Fiat Multijet Pump 9 mm</p>	<p>0008112</p>  <p>Coupling for C.R. Denso - Ford - Fiat Pump 10 mm</p>	<p>0008261</p>  <p>Coupling with extractor 18 x 1,5 H. 74 - D. 48 - C. 25</p>	<p>0008008</p>  <p>Coupling for C.R. Continental Pump D. 23,5 L. 91</p>
<p>0008271</p>  <p>Universal Flange Complete with Rings</p>	<p>981368105</p>  <p>Nut M. 14 x 1.5</p>	<p>981368159</p>  <p>Flat Washer D. 14 Burnished</p>	<p>9813645</p>  <p>Plug for quick connector (D. 8 Nylon Tube)</p>
<p>000400601</p>  <p>White nylon pipe D. 10 x 8 (2 m + 1,5 m)</p>	<p>000509026</p>  <p>White nylon pipe D. 8 x 6 (1,5 m)</p>	<p>9810013</p>  <p>Banjo hose fittings 12 x 8 L. 91</p>	<p>9810004</p>  <p>Banjo bolt D. 12 x 1,5</p>
<p>9600251</p>  <p>Rotary Joint 90° 14 x 1,5 mm</p>	<p>9813225</p>  <p>Plastic connector D. 10 - 08</p>	<p>9813522</p>  <p>Plastic connector D. 8</p>	<p>9813523</p>  <p>Plastic connector D. 10</p>
<p>9311912</p>  <p>Copper seal 12 x 16 x 1,5</p>	<p>000361041</p>  <p>Allen Wrench Hex D. 6</p>	<p>000361042</p>  <p>Allen Wrench Hex D. 8</p>	<p>000361043</p>  <p>Allen Wrench Hex D. 10</p>
<p>000508821</p>  <p>Pipe flex 550 mm (Black Cover) mm 12 x 1,5 - 14 x 1,5 1 end at D. 90°</p>	<p>9600201</p>  <p>Pipe flex c.r. 450 mm 14 x 14 x 1,5 Ø 2 (Black Cover)</p>	<p>9810653</p>  <p>Pipe flex C.R. 400 mm 12 x 1,5 14 x 1,5 (Black Cover)</p>	<p>9810656</p>  <p>Pipe flex C.R. 800 mm 14 x 1,5 14 x 1,5 (Black Cover)</p>



Testing Equipment - Stand Alone



TOP TEC/EVO

STANDARD ACCESSORIES

CAP. 1.1

Common Rail Version TopTec EVO

000358402



Bolt Sleeve

000825503



Rail bracket only for pumps on TopTec

000371020



Rail 1 injector

0008055



Bracket for Test Bench 125 mm

0003595



Cover for C.R. pump

000361039



Pressure regulating valve

000361038



High pressure sensor

981368031



Screw M. 8 x 30

0003609



Pipe with fast connexion
D. 14 x 1,40 m

0002436



Cable Pump Valve
SIEMENS-DELPHI-DENSO HP3

000508561



Cable for C.R. Valve on Pumps
SIEMENS-DELPHI-DENSO HP3

000508562



Kit for DENSO Pumps HP2 HP3
for Top Tec

0003617



Kit for DELPHI pumps - Top Tec

0008245



Coupling for C.R. BOSCH
Pumps D. 20 L. 70 mm

0008110



Coupling for C.R. MERCEDES
- SIEMENS Pump 8 mm



CAP. 1.1

CONSUMABLE LIST

TOP TEC/EVO

000406508



Inline Filter

000406573



Inline Filter Cartridge (Spare Part)

000506049



Metering Filter

0005060491



Metering Filter Cartridge

000406512



Suction Filter

0004060



Oil for Test Bench 20L - ISO 4113

TOP TEC/EVO

OPTIONAL ACCESSORIES

000508588/EVO



Maintenance Box for TopTec EVO

000323820



Printer for coding with ribbon

000323811



Printer ribbon coding

000506063



Cable for Piezo BMW

0002449



Eyecable for
BOSCH - DENSO CRIN injectors



Testing Equipment - Stand Alone



TOP TEC/EVO

OTHER OPTIONALS APP AVAILABLE

CAP. 1.1



000508525

Kit for BOSCH C.R pumps CP2

000508535

Kit for BOSCH C.R pumps CP4

000508563

KIT for pump HPO

0006110

KIT for pumps C.R. CAT PERKINS
C4.4 - C6.4 - C6.6

0006130

KIT for pumps SCANIA/CUMMINS XPI

0006140

KIT for pumps POWER STROKE 6.4L

0003710

KIT for HEUI CAT injector with software

0003750

KIT for L'ORANGE injector with software

0003730

KIT for BOSCH MTU injector with software

0006100

KIT for CAMBOX injector HPI

000508565

KIT injectors EURO6 F2E DF15

000508585

KIT injectors C.R double coil BOSCH CRIN 4

000508545

KIT for Cam Box