


# SOLAR MODULES

## SunFlare VII

### MONO CRYSTALLINE HALF CUT MBB MODULE.

GStech144-6-530-550Wp-HCM-S-15.

HIGHEST PERFORMANCE THROUGH STATE-OF-THE-ART CELL TECHNOLOGY



#### Key features:



5 BUS BAR

#### PERC SOLAR CELL

PERC panels have a higher energy density per square foot and perform well under high temperatures.



Less maintenance

#### HIGH EFFICIENCY

High module conversion efficiency up to 20.77 % through innovative manufacturing technology.



Low Light

#### LOW-LIGHT PERFORMANCE

Advanced glass and solar cell surface texturing allow for excellent performance in low-light environments.



2400 Pa | 5400 Pa

#### SEVERE WEATHER RESILIENCE

Certified to withstand: wind load (2400 Pascal) and snow load (5400 Pascal).



Resistant

#### DURABILITY AGAINST EXTREME ENVIRONMENTAL CONDITIONS

High salt mist and ammonia resistance certified by KIWA.



Performance

#### 25-YEARS LINEAR PERFORMANCE WARRANTY

12-years limited warranty for materials and workmanship. GStech guarantees that each module shall deliver the following minimum output as shown in the datasheet for.

# SunFlare VII

## MONO CRYSTALLINE HALF CUT MBB MODULE.

GStech144-6-530-550Wp-HCM-S-15.

HIGHEST PERFORMANCE THROUGH STATE-OF-THE-ART CELL TECHNOLOGY

### PHYSICAL PARAMETERS

Solar Cell	Monocrystalline silicon 182 mm
Cell Configuration	144 cell (24 x 6)
Module Dimension	2279 x 1134 x 35 mm
Weight	28.6 kgs
Superstrate	3.2 mm, High Transmission, Low Iron, Tempered ARC Glass
Substrate	White Backsheet
Frame	Silver Anodized Aluminum Alloy Type 6063T5, Silver Color
J-Box	IP68, 1500VDC, 3 Bypass Diodes
Cables	4.0 sqmm (12AWG), 500 mm Length (Customer Demand)
Connector	IP68 MC4 Compatible

### ELECTRICAL PARAMETERS (STC)

TYPE	GStech144-6-530M	GStech144-6-535M	GStech144-6-540M	GStech144-6-545M	GStech144-6-550M
Rated Maximum Power at STC (Wp)	530	535	540	545	550
Open Circuit Voltage Voc (V)	49.31	49.44	49.61	49.76	49.91
Maximum Power Voltage Vmpp (V)	41.32	41.46	41.65	41.81	41.97
Short Circuit Current Isc (A)	13.73	13.78	13.85	13.92	14.02
Maximum Power Current Imp (A)	12.83	12.90	12.97	13.04	13.10
Module Efficiency (%)	20.50	20.70	20.90	21.10	21.30

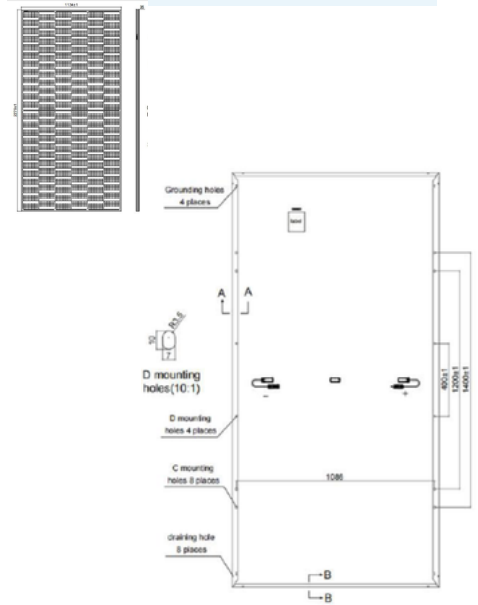
STC: Irradiance 1000W/m<sup>2</sup>, Cell Temperature 25°C, air mass 1.5

### ELECTRICAL PARAMETERS (NOCT)

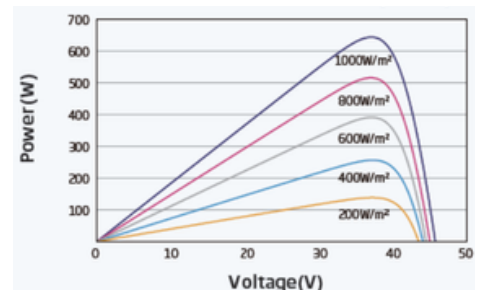
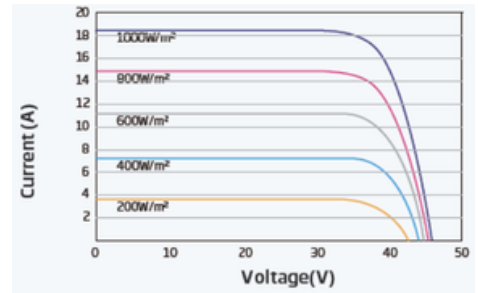
TYPE	GStech144-6-530M	GStech144-6-535M	GStech144-6-540M	GStech144-6-545M	GStech144-6-550M
Max Power Pmax (Wp)	401	405	408	412	416
Open Circuit Voltage Voc (V)	46.18	46.31	46.43	46.55	46.68
Max Power Voltage Vmpp (V)	38.57	38.78	39.0	39.2	39.43
Short Circuit Current Isc (A)	11.01	11.05	11.10	11.13	11.18
Max Power Current Imp (A)	10.39	10.43	10.47	10.51	10.55

NOCT: Under Normal Operating Cell Temperature, Irradiance of 800 W/m<sup>2</sup>, Spectrum AM 1.5, Ambient Temperature 20°C, Wind Speed 1m/s

### DIMENSION OF PV MODULE UNIT



### I-V CURVE



## SunFlare VII

### MONO CRYSTALLINE HALF CUT MBB MODULE.

GStech144-6-530-550Wp-HCM-S-15.

HIGHEST PERFORMANCE THROUGH STATE-OF-THE-ART CELL TECHNOLOGY

#### TEMPERATURE COEFFICIENT AND PARAMETERS

Nominal Operating Cell Temperature (NOCT)	42°C ± 2°C
Temperature Coefficient of Pmax	-0.34%/°C
Temperature Coefficient of Voc	-0.26%/°C
Temperature Coefficient of Isc	0.050%/°C
Operating Temperature	-40°C~+85°C
Maximum System Voltage	1500VDC
Limiting Reverse Current	30A
Maximum Series Fuse Rating	30A
Power Tolerance (W)	0 to +3%
Application Class	Class A
Wind and Snow Front Load	Up to 5,400 Pa
Wind Back Load	2,400 Pa

#### PACKAGING CONFIGURATION

	<b>40ft</b>
Number of Modules per Container	558
Number of Modules per Pallet	31
Number of Pallets per Container	18
Box Dimension (L x W x H) in mm	2404 x 1145 x 1503
Box Gross Weight (Kg)	1200

