

Meeting Info:

Meeting location:
8361A Dayton Pike
Soddy Daisy, TN
(Horsin' Around)
At 1:00 p.m. Sat.
Jan. 20, 2024

IN THIS ISSUE

Jan.. Demonstrator	1
Nov. meeting	2
Officers	3
Donations projects	
Sponsors	
Mentors	
Treasurer's report	4
The Web	
Club challenges 2024	
Christmas Party	5
Safety	6
Shaving Session	
Show & Tell Pictures	7
Membership Form	13

Jan. Demonstrator Steve Pritchard



Tri-State Woodturners
An official AAW chapter
Steve Pritchard start-

ed woodturning in 2000 as part of his retirement plan, and he was immediately addicted. He was a weekend and evening turner until his retirement in late 2007, at which time turning became part of his daily routine.

**Ignite Your Creativity and Make a Difference:
Craft Wigs Stands for Cancer Patients.**

Imagine this: A woman bravely battles cancer, facing grueling treatments that steal her hair. She longs for normalcy, for a sense of self that goes beyond her illness. And that's where you come in, with the power to turn wood into hope. For me crafting wig stands for cancer patients isn't just a hobby, it's a mission. It's about providing a practical and empowering tool for women on their journey to recovery. These stands aren't just holders; they're symbols of dignity, confidence, and a helping hand during a challenging time.

Why is this so important? Wigs are expensive. Organizations often provide them, but quality stands, crucial for proper care and maintaining shape, are hard to come by.

Hair loss can be devastating. A beautiful wig, cared for with pride, can be a powerful tool for regaining a sense of self-worth.

This demonstration isn't just about learning new skills or practicing old ones. It's about harnessing one's talent to make a real difference. Turning wig stands involves many aspects of




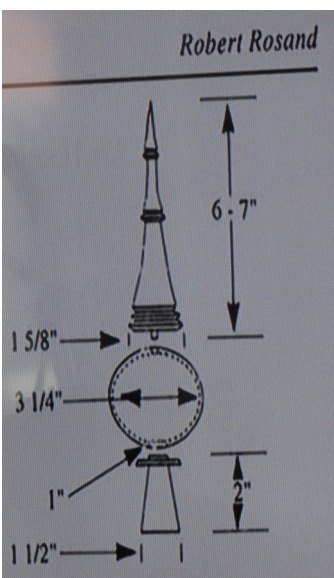

woodturning including spindle and bowl turning, finishing, and more, but the true reward lies in the impact you can create.

Woodturners across the US are turning their craft into compassion. They team up with hospitals, partner with cancer support groups, and witness the joy on a recipient's face as they receive a handcrafted gift.

Steve is no stranger to Tri-State Woodturners as he has demonstrated for our club several times previously. He will discuss with us what their club is doing to record demonstrations and use demonstrators via the internet. He will also make shavings. (see a picture of a wig stand on page 4)

Nov. Demonstration

Jake Niedling showed the attendees how to turn a tree topper with a hollow globe for a Christmas tree in the November meeting.



Donation Projects



President, Doug Spohn

TSW CLUB OFFICERS

Doug Spohn President
(423)240-4386 djspohn@epbfi.com

Jerry Schnelzer Vice President
(423)280-9757 Jerry.Schnelzer@gmail.com

John Fortmiller Treasurer
(423)280-5904 Leowen@Epbfi.com

John Dekle Secretary/Newsltr Editor
(423) 364-1268 Turning411@Yahoo.com

Doug Spohn Program Director
(423) 240-4386 djspohn@epbfi.com

Most above officers are official
Tri-state Woodturner Mentors



Don't forget the opportunity to give to others by turning one of the donation projects; Beads of Courage Box, Pens for the Troops or Ornaments.



NEW MEMBER MENTOR: Are you new to wood turning or at least have an interest in it? TSW provides an opportunity for you to learn from other turners who are willing to give you personal instruction and guidance. There is no fee for this instruction for TSW members. Contact one of the listed officers who will guide you to select a helpful mentor for you.

The following sponsors give generously to Tri-State Woodturners and we want to encourage members to support them generously



5824 Brainerd Rd., Chatt. TN 373411 + (423) 710-8001



CRAFT SUPPLIES USA
THE WOODTURNERS CATALOG

www.woodturnerscatalog.com +(800)551-8876


Treasurer's Report



The Web

Beginning Balance November		1,404.87
Income		1,264.00
Raffle	70.00	
Dues	560.00	
Ornament sales	400.00	
Silent Auction	234.00	
Expenses		544.00
Rent	144.00	
Demonstrator	300.00	
Friends Sp Child	100.00	
Ending Balance October		2,124.87

The demonstration by Steve Pritchard this month is on making a wig stand. He sent the following link that is very descriptive for making a wig stand and includes clear directions and a good assortment of pictures.



<https://www.woodturner.org/common/Uploaded%20files/WIT/Liaison/Wigstand%20Collated%20articles.pdf>



2024 TSW Club Challenges

Each member that brings a "Challenge Piece" and signs it in at the meeting, for the month of the challenge, is entered into a drawing for a gift certificate. You may do what was demonstrated the previous month as well. Doing the challenges provides you with experience in trying something new and will give others ideas of what they can make. If you previously made the challenge, try making another one with some kind of improvement.

If you have questions contact John Dekle at (423)364-1268 or email - Turning411@Yahoo.com

Month	Item
January	Something from scrap wood
February	Heart
March	Mug
April	Kaleidoscope
May	Tippe Top
June	Useful homemade Jig
July	Wig/Hat Stand
August	Flashlight
September	Natural edge Goblet
October	Ghost
November	Ice Pick







Safety Tips

I'm sure you have one of these close by in your work space. You do don't you? Do you know exactly where it is? Do you know how to use it? Is it up to date? These are you first defense in turning a small fire into a destructive blaze that could destroy your shop or studio. They can expire so it is beneficial to check them occasionally just as you would a smoke detector which would be another companion to a good fire extinguisher.



Membership Dues are due ~ \$40

If you completed a membership form in the past please be sure all info is correct—If not fill out one and turn it in with your dues

See the last page of this newsletter for a membership form

Shavings Session 9-11 a.m.

Lathes will be set up in our regular meeting area so people can come early the day of the TSW meeting (January 20) and learn to turn ornaments like shown here. Doug Spohn and Jerry Schnelzer will give directions and provide help so you can turn this type of ornament. All the needed tools and materials will be provided for you. In order for them to have everything you need available you need to give them a call and sign up for this session. This will be a great way to get personal guidance and help improving your turning skills.

Call Doug at (423) 240-4386 if you want to attend!



Show and Tell



← Created by
Charles
↓ Jennings →



Doug Spohn →

↓ Gene Payne ↓



Show and Tell

Don
Moore →



Eric
Schaffer ↓



Peter
Holt →



Show and Tell



Gordon ↑ Sloan



Joel Fehd ∇

← ↑ Jennifer Kirby

Jerry Bowman ∇



Show and Tell

All items on this page
made by John Dekle



Show and Tell



← Kenny Schaffer ↑



Jerry Schnelzer ↑



← Ron Plumley ↓



Show and Tell



← Johnny Renfro



↙ Michael Anderson ↘ ↑



↙ Tim Mehling



← Seth Eichenberger

Tri-State Woodturners Membership Form

PLEASE print or write legibly and complete each area - Thank you!

Name: _____

Address: _____

Email: _____

Phone 1: _____ Phone 2:(cell) _____

Member's website (if you have one): _____

May the above info be placed in the club directory on line? (check one) Yes No

Would you consider yourself a: Novice Confident Advanced woodturner

Year you started turning: _____ Would you be a mentor? _____

Type of lathe(s) you own and use: _____

Year you first joined TSW: _____ Are you currently an AAW member?: Yes No

**MAIL THIS FORM WITH YOUR CHECK (to: Tri-state Wood Turners) with \$40 TO:
TSW C/O, Dr. John Dekle, 6310 Cedar Cove Lane, Harrison, TN 37341**

.....
do not write below this line

Dues paid	date:	Amt:	date form updated
-----------	-------	------	-------------------