



Organize, Plan, and Share Your Family Tree Using Legacy Family Tree Software

Char Mitts
1329 E. 154th Street, Olathe, KS 66062
913-638-5775
cjgenealogy@gmail.com

Choosing the right genealogy computer program is an important decision for any genealogist. The sophisticated research tools, powerful search capabilities, and professional-quality trees, reports, and books makes the award-winning Legacy Family Tree the program of choice for users of all levels and abilities. It is simple enough for a beginner yet robust enough to meet the demands of a professional researcher.

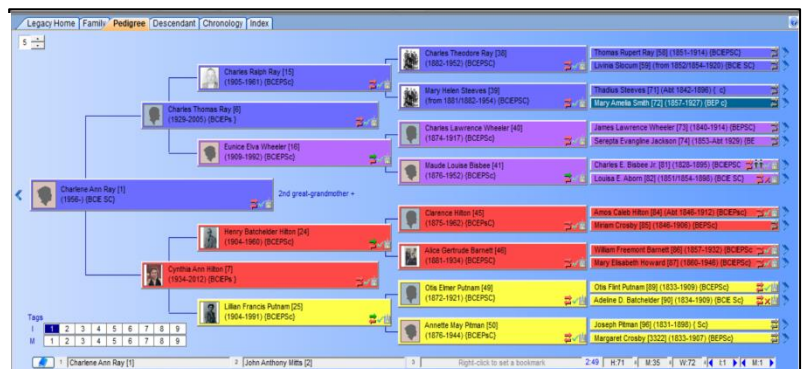
Legacy Family Tree is genealogy software for Windows that assists family historians in tracking, organizing, printing, and sharing their family history. The standard edition is distributed as freeware, with no restrictions, only requiring registration on the company's web site to download the software. When purchasing the Deluxe Version you will be giving a code to unlock the 108 features not found in the Standard (free) Edition.

This class will demonstrate a variety of features in Legacy Family Tree software and Legacy Family Tree Webinars. Because of time not all the features will be shown. To help with your future needs as you explore Legacy Family Tree there is a local Users Group that meets monthly on Zoom on the second Saturday each month at 9:00 CT. Char Mitts has been leading this group since 2010. If you are interested in learning more or joining the group contact Char at kc.legacyusersgroup@gmail.com .

Some of the Views and features that will be demonstrated during the class are:

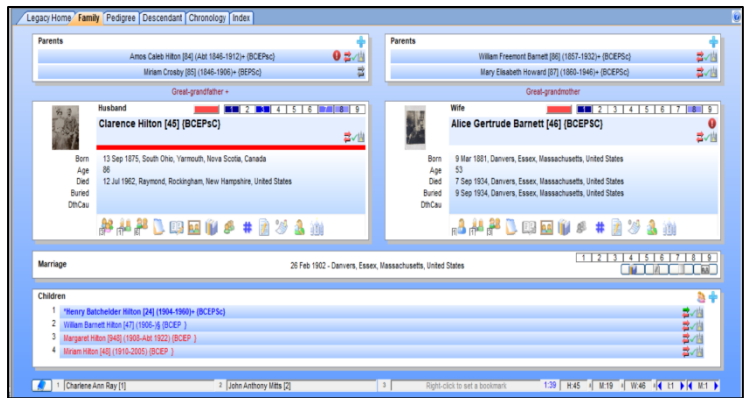
The Pedigree View

This is a road map through your ancestors and their relationships. View four or five generations, click on the individual's name to edit their information, move back through the generations or forward through their descendants. There are hidden buttons to do more.



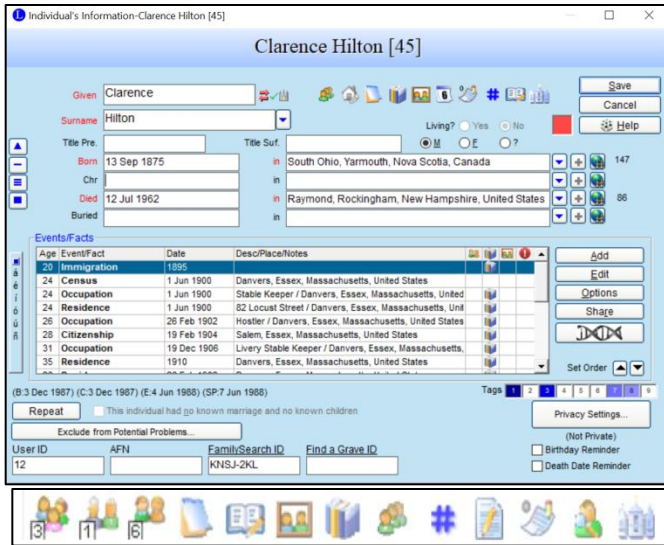
The Family View

This view displays a family, a couple and their parents and children. It is one of the main navigational screens in Legacy. You can move from generation to generation in either direction, add a new person or link to an existing person. The icons have the ability to do so much more.



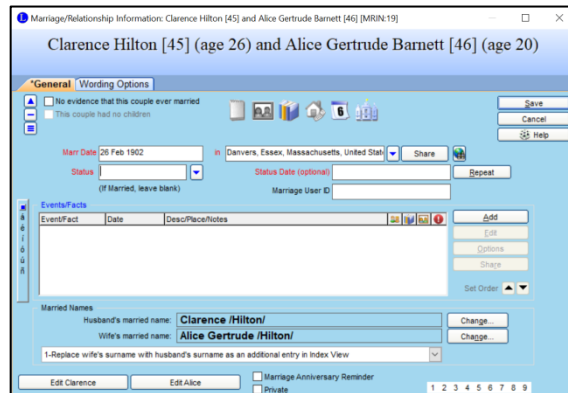
Editing an Individual's Information, Adding & Sharing Events, Attaching a Source, Images and the Icons

This screen is the workhorse for individuals in the program. Including the above you can link individuals to FamilySearch and Find-a-Grave, set birthday reminders, calculate a date, add tags, hashtags, stories, research, medical and general notes. With a few clicks the SourceWriter and the Source Clipboard makes it possible to attach a source to everyone in the source quickly. Shared Events allows you enter the event once and share with everyone.



Marriage Information Screen

This area is a place to record the date, place, add sources and link pictures of the event. Some couples were together (either married or not) but didn't have children. You can note that and add events having to do with this union, add notes, add the address where it took place, even add a reminder of their anniversary having calculated how long it has been.



Chronology View

This view shows the current individual and all the events associated with that person. These include the person's birth, christening, death and burial information, his or her individual events, marriages and marriage events, the birth of children, parents, and the individual and marriage notes. Grandparents and grandchildren can also optional be included.



All these events are arranged on the view in sorted order so you can see what affected this person throughout his or her life.

Index View

The Index will display all the individuals in your family file. It can be sorted by given name order, surname order, or RIN number order. The list can also show any alternate names which will be shown with a ~ so you can tell the difference. You can customize the information to be displayed.

RIN	Given	Surname	Birth Date	Birth Place	Death Date	Death Place
45	Hilton, Clarence	(BCEPAC)	M 13 Sep 1875	South Ohio, Yarmouth, Nova Scotia, Canada	12 Jul 1962	Raymond, Rockingham, New Hampshire
25	Hilton, Clarence	Elmer	M 20 Jun 1931	Danvers, Essex, Massachusetts, United States		
7	Hilton, Cynthia Ann	(BCEPs)	F 20 May 1934	Danvers, Essex, Massachusetts, United States	17 Oct 2012	Carmel, Hamilton, Indiana, United States
561	Hilton, David	(BEP 1)	M 9 Sep 1782	Yarmouth, Yarmouth, Nova Scotia, Canada		
1791	Hilton, Douglas	(BEP 1)	F Adt 1588	Dover, Strafford, New Hampshire, United States		
378	Hilton, Douglas	Henry	M 13 Mar 1959	Baton Rouge, East Baton Rouge, Louisiana, United States		
538	Hilton, Eslen	(BE 1)	M 1838	Nova Scotia, Canada	Feb 1895	Nova Scotia, Canada
539	Hilton, Eslen	Henry	M 1838	Nova Scotia, Canada		
1789	Hilton, Edward	(BEP 5)	M 1598	Wearmouth, Durham, England	1671	New Hampshire, United States
1779	Hilton, Elizabeth	(BEP 1)	F 1690	Dover, Strafford, New Hampshire, United States		
574	Hilton, Elizabeth	(BEP 1)	F 1700	Manchester, Essex, Massachusetts, United States		
568	Hilton, Elizabeth	(BEP 1)	F 1728	Manchester, Essex, Massachusetts, United States		
563	Hilton, Elizabeth	(BEP 1)	F 20 Dec 1790	Yarmouth, Yarmouth, Nova Scotia, Canada		
544	Hilton, Elizabeth	(BEP 1)	F 1810	Yarmouth, Yarmouth, Nova Scotia, Canada	17 Apr 1891	
742	Hilton, Elizabeth	Jane	F 1871-1872	Yarmouth, Yarmouth, Nova Scotia, Canada		
568	Hilton, Frances	(B 1)	F 19 Jul 1777	Dover, Strafford, New Hampshire, United States	24 Dec 1777	
569	Hilton, Frances	(BEP 1)	F 12 Nov 1778	Yarmouth, Yarmouth, Nova Scotia, Canada	25 Jan 1848	
2595	Hilton, Gabriel	Sage	M 2 Oct 1994	Yarmouth, Yarmouth, Nova Scotia, Canada	10 Jan 1999	Yarmouth, Yarmouth, Nova Scotia, Canada
541	Hilton, Grace	R. (BE 1)	F 2 Jul 1868	Yarmouth, Yarmouth, Nova Scotia, Canada		
739	Hilton, Grace	Rings	F 8 May 1870	Yarmouth, Yarmouth, Nova Scotia, Canada		
535	Hilton, Hannah	(BEP 1)	F 1695	Dover, Strafford, New Hampshire, United States	Adt 1708	
1777	Hilton, Hannah	(BEP 5)	F 1727	Dover, Strafford, New Hampshire, United States		
567	Hilton, Hannah	(BEP 1)	F 1727	Dover, Strafford, New Hampshire, United States		
570	Hilton, Hannah	(BEP 1)	F 6 Jan 1735	Manchester, Essex, Massachusetts, United States		
565	Hilton, Hannah	(BEP 1)	F 5 May 1773	Yarmouth, Nova Scotia, Canada		
741	Hilton, Harry	(BEP 1)	M 1895-1873	Yarmouth, Nova Scotia, Canada		

To-Do List

The To Do List makes it easy to track your research and other tasks that need to be done. You can create general and individual To Do lists. Mention the repository, library or where on-line to gather the information. You can print out a list of tasks to be done while searching a website or on location. Record the results along the way as you research and note when the task is completed. This can be your research plan and research log, all contained in Legacy Family Tree.

Status	To-Do Item	Date	Type	Priority	Tag
O	Hilton - Clarence's 2nd marriage certification and information of 11 Apr 2016	11 Apr 2016	R	L	
O	Hilton, Clarence - Why Clarence able to purchase the Deerfield far	15 Nov 2022	R	M	

Research Guidance

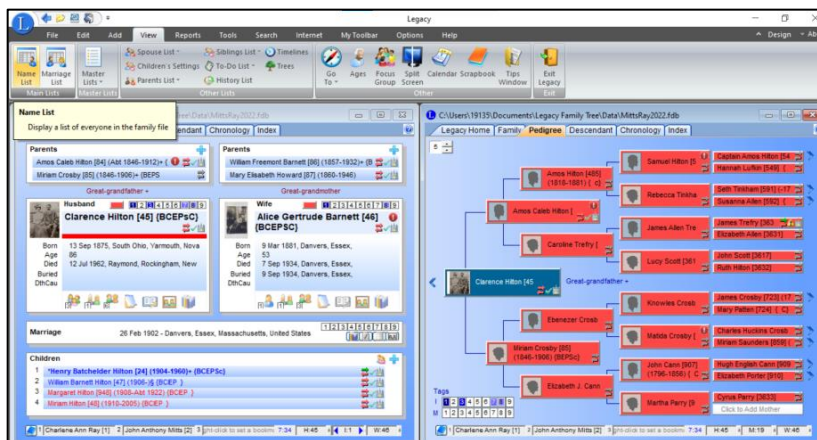
This tool helps you locate records that may contain information about your ancestors. It does this in four steps.

Ran	Source Name	Onlin	Ignor	To-D	Done
1	Nova Scotia Church Records, 1720-2001	✓			
1	Nova Scotia Delayed Births, 1837-1904	✓			
1	Nova Scotia Naturalizations				
1	Nova Scotia Registers of Births, 1864-1918				
1	Nova Scotia Research Process				
1	Nova Scotia Vital Records, 1763-1957	✓			
1	Nova Scotia Canada Birth Records, 1864-1877				

1. Reviews the ancestor's timeline
2. Suggests preliminary survey sources to help you learn if the research is already in progress by others.
3. Select your goal, and Legacy provides a list of prioritized suggestions to help you accomplish your goal
4. Legacy then organizes the sources into a To-Do List

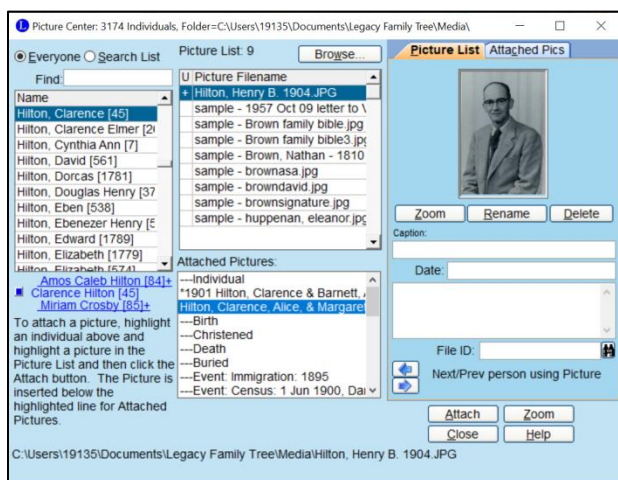
Split Screen

Legacy allows you to have up to six family/pedigree views of a family file showing at the same time. These can either be tiled on the screen (all showing on the screen at once), or overlapped, letting you click the one you want to see fully displayed. You can also have up to two different family files open at the same time. This lets you compare and navigate through them separately.



Picture Center

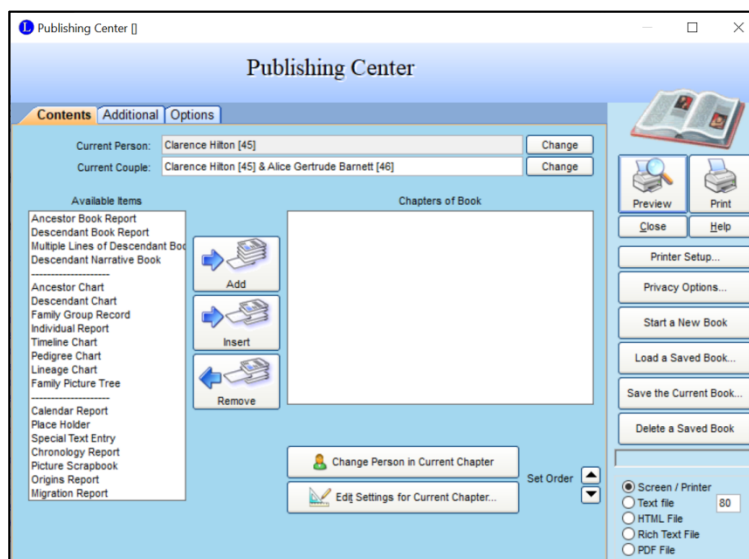
The Picture Center in Legacy is a very easy way to link many pictures to many individuals from one place. You will often come upon pictures in groups that you want to link to the people in your family file. For example, you might have a box or picture album of many pictures that you then scan into your computer. The pictures are associated with several different individuals. The Picture Center lets you link in these pictures to anyone in your file from one convenient place within the program.



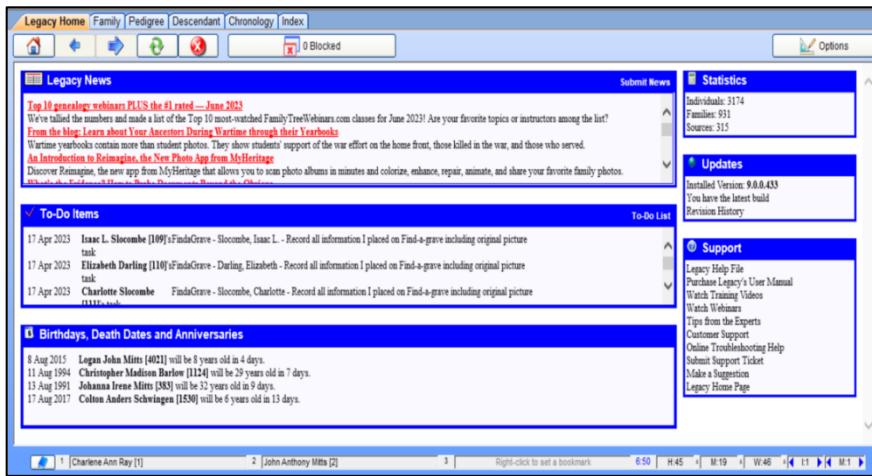
Publishing Center

You can create professional-looking books by assembling the various reports and charts available in Legacy into one single document. This can include ancestor and descendant book reports, pedigree charts, family group records, picture scrapbooks and much more. You can also add a table of contents, other introductory sections and an overall index and list of source citations.

When you create a book, you select from the various items available and effectively add chapters to your new book arranged in the order of your choice.



All reports can be printed, saved to Rich Text Files or PDFs for easy electronic sharing.



Legacy Home
Reminds you of upcoming birthdays & anniversaries, list the To-Do items you have been working on, messages from Legacy News, if there is a free update for you to download, links for support, a link to the Legacy Family Tree Webinar website, make a suggestion about the software and the Statistics of your Family File.

Some of the Over 100 Charts, Forms, and Reports Available

- Ancestor Book
- Ancestor Charts
- Census Forms
- Census List
- Calendar List
- Chronology
- Comparison Report
- Descendancy Book & Chart
- Descendant Narrative Book
- Event Report
- Family Tree Bingo
- Family Tree Picture Report
- Individual Charts
- Interviews Forms
- Interview Reports
- Lineage Charts
- Locations Report
- Merge Report
- Migration Report
- Origins Reports
- Potential Problems List
- Source Citations
- Source Labels
- Statistics Report
- To-Do Research Log
- Timelines & Timeline Report

Some of the Features Not Mentioned

- Calendar Creator
- Color Coding
- FindAGrave.com Searching
- Hashtags
- Hinting
- Maintenance
- Media Sorting
- Merging
- Private Options
- Reports in Different Language
- Searching
- Stories
- USA County Verification
- Website Creator

Legacy Family Tree Webinars

There are over two thousand webinars on this premium website. Many of them are free to view, especially those relating to Legacy Family Tree software. Other topics are also available. There is a library of past webinars and a list of those that will be released. All

upcoming webinar are open to the public for free the day they are shown and available to view afterward for seven days. The handouts are only available to those that subscribe to the website.

