


# JOYcabulary Interactive Read Aloud



<b>Title:</b> <i>Francis Discovers Possible</i>	<b>Author:</b> Ashley Latimer
<b>Genre/Unit:</b> Literary/Beginning of the School Year	<b>Warm Up:</b> (Shared Reading): <i>Apology</i>

## Clear Purpose/Objective of Lesson:

Students will be able to identify the difference between a sincere and insincere apology.

## Standard(s) Lesson Aligns with:

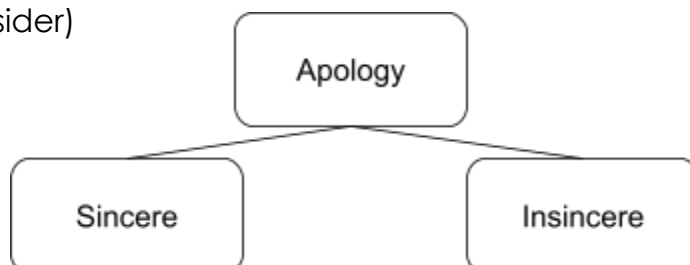
Vocabulary and Acquisition Use Standard 4: Determine or clarify the meaning of unknown and multiple-meaning words and phrases by using context clues, analyzing meaningful word parts, and consulting general and specialized reference materials, as appropriate.


**Knowledge Building:** What's the difference between a sincere apology and an insincere apology?

## Vocabulary:

Tier 2 Word	Page #	Kid Friendly Definition (kids.wordsmyth.net, collinsdictionary.com, ldoceonline.com)
possible	Title,1,16,17,18,20,23,24,25,27,	Able to happen; capable of being true
Snickered	7	Laugh in a sneaky, sly way
apologize	10	To say that one is sorry
considered	13	To think carefully about
hovering	18	To watch over closely
sincere	A concept word	True; not pretending

**Warm Up:** Word Web- words can be positive and negative (sort positive, negative, possible, hover, snicker, consider)





## Reading:

Page #	Accountable Talk Vocabulary, comprehension strategies, think alouds, and student talk.	JOYcabulary Getting students to own their words: speaking, reading, and writing.
Before	Read the title, back blurb, and side blurb Make a connection to <i>How to Apologize</i> and review sincere vs. insincere apologies. Complete the word web together on an anchor chart.	Word Consciousness: be alert for new words! Introduce vocabulary words with word web activity. Discuss how a word can be positive and negative.
During P. 7	Turn and Talk: Why do you suppose that Tabitha whispers, but Jericho snickers loud enough for everyone to hear?	Study their faces in the illustrations. Let's name the feelings of each character. Lift the word level with character trait anchor charts readily available to students.
During P.8-9	Turn and Talk: Can you think of a word that is positive and negative to you. Ex.The verb duck reminds me of my grandmother's house which makes me smile. But it also reminds me of how I smacked my head a lot on the basement ceiling and forgot to duck.	Words can be positive and negative. Mama's fluffy arm, Baba's soft belly vs. fat
During P.11	Author used the rule of three strategies. Turn and Talk: Look at Jericho and Tabitha's faces. Is their apology sincere? Explain.	Reading and Writing
During P.17	Did you notice how Francis asks the meaning when she hears a new word? Baba doesn't tell her the meaning right away. I wonder why.	Did you notice how Francis asks the meaning when she hears a new word?
After	Possible Extensions: Small Moment written response Post vocabulary cards and tally when read, spoken, written Yes/No Game/Assessment	Writing

Extensions: (possible, snickered, sincere\*)

### Yea or Nay

It is possible to draw a round square.

It is possible to ride a bike to school.

### If/Then

If someone tripped and fell, would you snicker or help them?

### Why Stems

Why might someone give a sincere apology?

Why might someone have a sincere interest in learning something new?

Comprehension: author's message


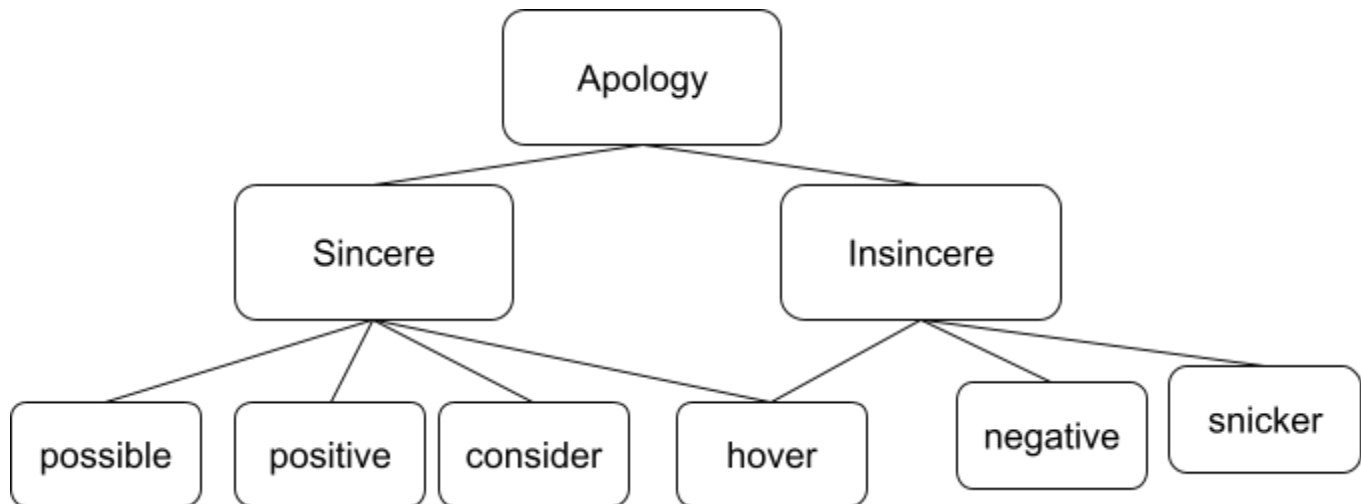
Writing: dialogue tags (P. 5-6)


## Ways to Apologize

Try and fix the mistake.

Say sorry and mean it.

Take steps to avoid making the same mistake again.





## Warm-up: *How to Apologize*

### *Apology*

As words

hurrytumble

from my mouth

I wish I could

whisper them back

keep them behind

my white tooth fence

guard them with

my sharp pink tongue

I look into

your watery eyes

try to swallow

the ocean of silence

I am sorry.

I am sorry.

I am sorry.

Amy Ludwig VanDerwater