

DAHLIAS 2023

Ednie Flower Bulbs





Ednie Flower Bulbs



Dear Dahlia Grower:

We are excited to present our 2023 Dahlia Catalog to you. You will notice that this assortment contains some tried-and-true varieties as well as new hybrids. We are always refining our assortment to provide only the best performers and weed out any troublesome ones. There are over 30 new varieties this year and these are clearly marked. In the first few pages you will see pictures of families that blend well together for color and size. This can be helpful for all growers.

2022 was a markedly better growing season for dahlias than 2021 and we have overcome some problems. Yet, we are continuing to work on further improvements. We strive to bring you only the best quality tubers available so that you will have the best flowers!

All of us in the agriculture world know that each year is a challenge, no matter your location. We can assist you with correct scheduling and suggest combination shipments to keep shipping costs lower.

Contact us at GrowerSupport@EdnieFlowerBulb.com.
We are available 6 days a week, always closed on Sundays.

To place orders, contact your Ball Seed sales rep directly or call the Ball Seed main office. Remember, this is a natural crop and we will now fully know the numbers until after harvest, so the earlier you place your order, the better! Varieties which have lower-than-expected yield are given to those who placed their orders first. We do not pro rate to give each grower a little bit, so order now!


Thank you in advance for the confidence you place in our products.

Happy Growing!!

Ednie Flower Bulbs

Table of Contents

Specialties & Sports	4-7
Decorative, Giant Flowered, Over 10" flowers	8-10
Decorative, Large Flowered, 8" to 10" flowers	10-12
Decorative, Medium Flowered, 6" to 8" flowers	13
Decorative, Small Flowered, Under 6" flowers	14-20
Waterlily	21-22
Ball, Over 2" flowers	23-29
Pompon, Under 2" flowers	30
Cactus & Semi-Cactus	31
Anemone	32-33
Miscellaneous	33
Practical Tips & Culture Guide	34-35
Index	38-39

 = cut flower



LINDA'S BABY & SPORTS
SPECIALTIES



LINDA'S BABY

SWEET FABIENNE

SWEET SUZANNE

CAFÉ AU LAIT & SPORTS SPECIALTIES



CAFÉ AU LAIT

CAFÉ AU LAIT ROSÉ

CAFÉ AU LAIT ROYAL

CAFÉ AU LAIT SUPRÊME

CAFÉ AU LAIT TWIST

WIZARD OF OZ & SPORTS
SPECIALTIES



VEERLE

HAPPY HOUR

WIZARD OF OZ

WHITE WIZARD

LABYRINTH & SPORTS
SPECIALTIES

LABYRINTH

LABYRINTH TWOTONE

RED LABYRINTH

**GIANT FLOWERED
DECORATIVE**



Café au Lait
270 mm / 10.5"



Bohemian Spartacus
250 mm / 10"



Clyde's Choice
250 mm / 10"



Belle of Barmera
250 mm / 10"



Blondée
240 mm / 9.5"



Café au Lait Rosé
250 mm / 10"





Fleurel
250 mm / 10"



Café au Lait Royal
250 mm / 10" 




Café au Lait Suprême®
250 mm / 10" 



Café au Lait Twist
250 mm / 10" 




Emory Paul
270 mm / 10.5"



Lavender Perfection
250 mm / 10" 



Gitt's Perfection
250 mm / 10" 

Ednie Flower Bulbs



Hapet Blue Eyes
250 mm / 10" 



Jocondo
250 mm / 10"



Kelvin Floodlight
250 mm / 10"



Mingus Alex
250 mm / 10"



Wanda's Aurora
250 mm / 10"



Otto's Thrill
250 mm / 10"

Giant / Large Flowered Decorative



White Perfection
250 mm / 10"



**LARGE FLOWERED
DECORATIVE**



Babylon Bronze
220 mm / 8.5"



Babylon Lila
200 mm / 8"



Babylon Red
240 mm / 9.5"



Ednie Flower Bulbs



Break Out
160 mm / 6.5"



Bristol Stripe
220 mm / 8.5"



NEW

Hercules
220 mm / 8.5"



La Luna
250 mm / 10"



NEW

Labyrinth Twotone
200 mm / 8"



Labyrinth
200 mm / 8"



Lilac Time
200 mm / 8"



Mikayla Miranda
200 mm / 8"



NEW

Mingus Toni
220 mm / 8.5"



Ednie Flower Bulbs

Large Flowered Decorative



Spartacus
220 mm / 8.5"



Strawberry Ice
220 mm / 8.5"



Thomas A. Edison
170 mm / 6.5"



Tartan
200 mm / 8"



Snowbound
200 mm / 8"

Large Flowered Decorative



Uncle B
200 mm / 8"



Yarra Falls
200 mm / 8"



**MEDIUM FLOWERED
DECORATIVE**



Dr. P.H. Riedell
150 mm / 6"



Patches
150 mm / 6"



Ryan C
150 mm / 6"



Renate Tozio
170 mm / 6.5"



NEW

Erpeler Ley
160 mm / 6.5"



NEW



Miss Delilah
160 mm / 6.5"



**SMALL FLOWERED
DECORATIVE**



NEW

Admiral Rawlings
150 mm / 6"



Anna Cornelia
150 mm / 6"



Arabian Night
110 mm / 4.5"



NEW

All That Jazz
140 mm / 6"



American Sun
110 mm / 4.5"



Arbatax
100 mm / 4"





Caramel Antique
110 mm / 4.5"



Bacardi
130 mm / 5"



Bizon Bronze
110 mm / 4.5"



Blue Bell
110 mm / 4.5"



Bocherell
120 mm / 4.5"



Crème de Cassis
100 mm / 4"



Ednie Flower Bulbs



Danique
140 mm / 5.5"



Diva Us
120 mm / 4.5"



Crème de Cognac
100 mm / 4"



Small Flowered Decorative



Esli
80 mm / 3"



Feline Yvonne
130 mm / 5"



Ginger Snap
120 mm / 4.5"



Gitt's Attention
130 mm / 5"



Hapet Daydream
130 mm / 5"



French Cancan
140 mm / 5.5"



Hemisphere
140 mm / 5.5"



Small Flowered Decorative



Irish Pinwheel
100 mm / 4"



Justyna
120 mm / 4.5"



Laughing Lizza
140 mm / 5.5"



Karma Amora®
150 mm / 6"




Karma Naomi®
140 mm / 5.5"




Karma Prospero®
150 mm / 6"



Love of my life
100 mm / 4"



Mondriaan
120 mm / 4.5"



Manoa
100 mm / 4"



Ednie Flower Bulbs



NEW

Mr. Bojangles
140 mm / 5.5"



NEW

Muchacha
120 mm / 4.5"





Myrthe
120 mm / 4.5"



Orange & Snow
130 mm / 5"



Orange Girl
130 mm / 5"



Orange King
120 mm / 4.5"



Night Silence
120 mm / 4.5"



Small Flowered Decorative



Orange Pekoe
130 mm / 5"



Painted Black
110 mm / 4.5"



Peaches
120 mm / 4.5"



Pink Runner
120 mm / 5"



Ednie Flower Bulbs



Purple Flame
120 mm / 4.5"



Red Runner
110 mm / 4.5"



Seattle
150 mm / 6"



Salmon Runner
110 mm / 4.5"



NEW



Pink Silk
110 mm / 4.5"

Ednie Flower Bulbs



Seduction
150 mm / 6"



Silver Years
150 mm / 6"



Stratos
140 mm / 5.5"



Strawberry Cream
90 mm / 3.5"



Small Flowered Decorative



Seniors Hope
120 mm / 4.5"



Tangerine Dream
170 mm / 6.5"



Tyrell
200 mm / 8"



Sweet Sanne
130 mm / 5"



Sweet Nathalie
130 mm / 5"



Small Flowered Decorative



Sweet Love
100 mm / 4"



WATERLILY



Karma Maarten Zwaan®
140 mm / 5.5"



Peace Pact
140 mm / 5.5"



Gerrie Hoek
120 mm / 5.5"



Eternal Snow
130 mm / 5"



Glory van Heemstede
120 mm / 4.5"



Mister Frans
140 mm / 5.5"





Sam Hopkins
130 mm / 5"



Yelno Harmony
120 mm / 4.5"



Yvonne
120 mm / 4.5"
Waterlily



BALL

NEW



Autumn Pumpkin
90 mm / 3.5"



Bistro
90 mm / 3.5"



Bonanza
90 mm / 3.5"



American Sunset
100 mm / 4"



Babette
100 mm / 4"



Black Diamond
100 mm / 4"



Ball



Boom Boom White
90 mm / 3.5"



Boy Scout
70 mm / 3"



Brown Sugar
100 mm / 4"



Caitlin's Joy
90 mm / 3.5"



Caro
100 mm / 4"



Cornel
100 mm / 4"




Ball



Cornel Bronze
80 mm / 3"



Cryfield Harmony
100 mm / 4"



Checkers
140 mm / 5.5"





Golden Scepter
70 mm / 3"



Genova
70 mm / 3"



Eveline
100 mm / 4"



Happy Halloween
120 mm / 4.5"



Hillcrest Suffusion
130 mm / 5"



Isa's Favorite
90 mm / 3.5"



Isabel
80 mm / 3"



Ivanetti
80 mm / 3"



Jowey Chantal
90 mm / 3.5"



Ednie Flower Bulbs



Jowey Frambo
100 mm / 4"



Jowey Linda
110 mm / 4.5"




Jowey Martina
90 mm / 3.5"



Jowey Mirella
90 mm / 3.5"



Jowey Nicky
110 mm / 4.5"



Linda's Baby
90 mm / 3.5"



Lilac Bull
90 mm / 3.5"



Ball



Maroon Fox
70 mm / 3"



Megan Dean
80 mm / 3"





Pink Pearl
100 mm / 4"



Natal
60 mm / 1.5"



Orange Symphony
120 mm / 4.5"



Orsett Beauty
90 mm / 3.5"



Pink Suffusion
90 mm / 3.5"



Pink Pop
100 mm / 4"



Pink Sylvia (Sandra)
90 mm / 3.5"



Polventum Supreme
120 mm / 4.5"



Red Cap
90 mm / 3.5"



Ednie Flower Bulbs



Ryecroft Jan
90 mm / 3.5"



Red Fox
80 mm / 3"



Robann Regal
90 mm / 3.5"



Safe Shot
80 mm / 3"



Sefton Silvertop
100 mm / 4"



Sweet Suzanne
90 mm / 3.5"



Snoho Sonia
100 mm / 4"



Snowcap
90 mm / 3.5"



Sweet Fabienne
90 mm / 3.5"



Ball



Veerle
80 mm / 3"



Yellow Symphony
120 mm / 4.5"

Ednie Flower Bulbs



Zundert Mystery Fox
80 mm / 3"



Sylvia
110 mm / 4.5"



Symphony
120 mm / 4.5"



White Wizard (Light Wizard)
80 mm / 3"



Wine Eyed Jill
90 mm / 3.5"



Wizard of Oz
80 mm / 3"



POMPON

NEW



Brandon James
50 mm / 2"



Burlesca
60 mm / 1.5"



Buttercup
40 mm / 1.5"



NEW



Frank Holmes
40 mm / 1.5"



Maaike
50 mm / 2"



Rocco
40 mm / 1.5"



Stolze von Berlin
60 mm / 1.5"



NEW



Vino
40 mm / 1.5"



White Aster
60 mm / 1.5"



CACTUS & SEMI-CACTUS



Apricot Star
160 mm / 6.5"



Chat Noir
150 mm / 6"



Karma Bon Bini®
100 mm / 4"



Karma Sangria®
150 mm / 6"




Omega
200 mm / 8"



Café de Paris®
170 mm / 6.5"



Penhill Autumn Shade
200 mm / 8"



Preference
120 mm / 4.5"



Vancouver
150 mm / 6"

ANEMONE



Misses Amy
100 mm / 4"



Princess Nadine
110 mm / 4.5"



Speech
90 mm / 3.5"



Mambo
130 mm / 5"



Polka
130 mm / 5"



Platinum Blonde
90 mm / 3.5"



Totally Tangerine
100 mm / 4"



Rockstar
100 mm / 4"



Take Off
90 mm / 3.5"

Ednie Flower Bulbs

MISCELLANEOUS



Imperialis
120 mm / 4.5"



Imperialis White
100 mm / 4"

Practical Tips

Cut flower production of Dahlias

Planting material

We sell #1 size tuber clumps. Not Individual tubers. Dahlia clumps will produce more shoots because they have more eyes on the clump.

Storage

Storage in crates at a temperature of 46°F (8°C) until planting. Open the crates/boxes and bags for ventilation. Avoid strong fans that may cause tubers to dry out.

Types of Dahlias



Ball



Pompon



Cactus



Small & Medium **Decorative**



Large & Giant **Decorative**

Soil

Dahlias will grow in any type of soil. The ideal pH value is 6 to 7. Applying lime will increase the pH. Good drainage is necessary to keep the underground parts of the plant from rotting; this means that water should drain quickly following heavy rainfall. Dahlias have large leaf surfaces and transpire large quantities of water. This water can be absorbed by the roots only when soil moisture levels are adequate. For these reasons, frequent monitoring of the soil moisture is important. Water thoroughly when planting, then lightly until plants are established. As plants grow larger, increase watering frequency. Drip irrigation is recommended. Insufficient moisture results in slow growth, fewer flowers and leaf yellowing.

Nutrients

The soil must contain adequate levels of potassium and phosphate. If the level of phosphate is too low, apply to the soil before planting.

Potassium can also be applied before planting. Incorporate the potassium and phosphate thoroughly into the upper 6" (15cm) of soil. The application of nitrate can influence the vegetative development during the growth period. Monitor the colour of the leaves (they should remain bright green) and strive for a continuous development of leaves and flowers. A nitrate deficiency will result in short plants with a pale leaf colour, but too much nitrate will produce straggling, limp plants, with fewer flowers.

Planting period

Soil should be at least 55°F (13°C) before planting. Planting into cold soil raises the chance of rotting tubers. Dahlias grow best at air temperatures between 60-75°F (15-25°C), but can withstand cooler, or warmer temperatures, they will not tolerate any frost.

Planting density and planting

Standard spacing is two rows, 15-18" (38-45cm) apart in a 3-4"

(1-1.2m) wide bed. Space plants 18" (45cm) apart down the row, in an alternating pattern. Use wider spacing for cultivars with a large, more spreading habit. Cover the crown of the tuber on which the growth eyes are located with 1" (2-3cm) of soil. Tubers should be horizontal or pointing down.

Bloom period

Dahlias begin to bloom 10-12 weeks after planting, and continue until frost. Growing in a high tunnel may protect plants from early frosts. Dahlias in the field can be protected from a light frost by running sprinklers on them throughout the night, until air temperatures are above freezing the following morning.

Weed control

Weeds can be controlled by the

use of mulch, manual weeding, or herbicides. Start with a weed free planting bed. Read and follow all chemical labels to ensure the product is labelled for Dahlias. Many growers plant dahlias in landscape fabric to control weeds, and conserve moisture. If grown in landscape fabric in areas with high heat, spread clean straw on the fabric to reduce heat gain from the sun.

Support

Tall dahlias need support. The weight of the plant and its flowers is so great that high wind and heavy rain can knock the plants to the ground. Use Hortonova Crop Support Netting, or Gloeckner Welded Wire Flower Support (Both available on page 118 of the Gloeckner supply catalog.), placed horizontally over the dahlias, soon

after planting. Include intermediate supports along the sides of the bed. Growers have also been successful using the Florida Tomato Weave method of staking.

Disbudding

To produce long attractive stems and larger flowers, growers may remove axillary shoots. A dahlia plant continues to produce new offshoots. Harvesting the flowers stimulates this and makes it possible to continue harvesting over a long period. Some growers remove the central stem with a hard "pinch" to encourage earlier branching.

Harvesting flowers

For uniform flower maturity, it is important to cut the flowers every day. On warm days harvest early in the morning or late in the

afternoon. Harvest half to fully open, depending on your needs. Cut long stems to encourage the plant to produce more long stems. Bunching can be done immediately in the field or later in the processing facility. Remove the lowest leaves. Trim the flower stems in each bunch to the desired length and place them in a water-filled container. Use a chlorine tablet to prevent bacterial growth.

Storing flowers






Place the flowers in a cooler at 35°F (2°C) use a holding solution to extend vase life and keep the water in the bucket clean. Dahlias are best "picked today, and sold tomorrow". Holding dahlias overnight in a cooler has shown to reduce premature wilting. Dahlias do not store well for long periods. Pick new and compost the old.



Ednie Flower Bulbs

Pests and diseases

Various pests and diseases can affect the production of dahlias for cut flowers. Here are the most common ones accompanied by their control measures. Remember to consider hygiene and to start with healthy starting material. Prevention is better than a cure. Foliage or flowers damaged by insects or disease will not recover. If the problem is addressed, new growth should be fine.

Cause		Symptoms	Prevention/control
Dahlia smut <i>(Entyloma dahliae)</i>		Light green to yellow round spots and sometimes angular spots bounded by veins appear primarily on the lowest leaves and measure up to 7/16" (2-10mm) across. The infection occurs mainly during flowering and then particularly under humid conditions.	Use a generous crop rotation period. Choose a planting density that will allow the foliage to dry quickly after rainfall. Remove and destroy diseased and dead plant parts. If necessary, spray with a fungicide according to instructions.
Aerial stalk rot <i>(Sclerotinia sclerotiorum)</i>		The sudden weakening of one or more stalks on a plant is a symptom of this disease. Large sclerotia with the appearance of rat faeces form inside the hollow stems. Damage occurs primarily on plots that are regularly used for producing host plants such as Dahlia, beans, Chrysanthemum, Liatris and potatoes.	In case of an infestation, spray with a fungicide according to instructions. Remove and destroy diseased plants along with neighbouring plants. Steam infected soil. Use a generous crop rotation period.
Aphids		The upper leaves of young shoots become misshapen or tightly curled. Clusters of black or green aphids can be found on the undersides of these leaves and sometimes on young stems and flower stems as well.	If necessary, spray with an insecticide according to instructions.
Spider mite		Affected leaves turn dark brown in places and fall off prematurely. These symptoms are generally caused by Tetranychus urticae (Red Spider Mite) that occurs on many host plants. Hot dry weather increases the reproduction rate of spider mites.	Spray regularly and according to the instructions with an agent that controls red spider mite.
Thrips <i>(Thrips tabaci)</i>		Affected plants display a noticeably slowed rate of growth. Often, the lowest leaves are shaped normally but the younger leaves are highly misshapen. Flower formation is also disrupted. Hot dry weather increases the reproduction rate of thrips.	Spray with insecticide according to instructions. Be sure to treat the tips of the buds thoroughly.



Index

Name	Page		Page		Page		Page		
Admiral Rawlings	14	Brown Sugar	24	Feline Yvonne	16	Jowey Mirella	26	Misses Amy	32
All That Jazz	14	Burlesca	30	Fleurel	9	Jowey Nicky	26	Mister Bojangles	17
American Sun	14	Buttercup	30	Frank Holmes	30	Justyna	16	Mister Frans	21
American Sunset	23	Café au Lait	8	French Cancan	16	Karma Amora®	17	Mondriaan	17
Anne Cornelia	14	Café au Lait Rosé	8	Genova	25	Karma Bon Bini®	31	Muchacha	17
Apricot Star	31	Café au Lait Royal	9	Gerrie Hoek	21	Karma Maarten Zwaan®	21	Myrthe	18
Arabian Night	14	Café au Lait Suprême®	9	Ginger Snap	16	Karma Naomi®	17	Natal	27
Arbatax	14	Café au Lait Twist	9	Gitt's Attention	16	Karma Prospero®	17	Night Silence	18
Autumn Pumpkin	23	Cafe de Paris®	31	Gitt's Perfection	9	Karma Sangria®	31	Omega	31
Babette	23	Caitlin's Joy	24	Glory of Heemstede	21	Kelvin Floodlight	10	Orange & Snow	18
Babylon Bronze	10	Caramel Antique	15	Golden Scepter	25	La Luna	11	Orange Girl	18
Babylon Lila	10	Caro	24	Hapet Blue Eyes	9	Labyrinth	11	Orange King	18
Babylon Red	10	Chat Noir	31	Hapet Daydream	16	Labyrinth Twotone	11	Orange Pekoe	18
Bacardi	15	Checkers	24	Happy Halloween	25	Laughing Lizza	17	Orange Symphony	27
Belle of Barmera	8	Clydes Choice	8	Hemisphere	16	Lavender Perfection	9	Orsett Beauty	27
Bistro	23	Cornel	24	Hercules	11	Lilac Bull	26	Otto's Thrill	10
Bizon Bronze	15	Cornel Bronze	24	Hillcrest Suffusion	25	Lilac Time	11	Painted Black	18
Black Diamond	23	Crème de Cassis	15	Imperialis	33	Linda's Baby	26	Patches	13
Blondee	8	Crème de Cognac	15	Imperialis White	33	Love of my Life	17	Peace Pact	21
Blue Bell	15	Cryfield Harmony	24	Irish Pinwheel	16	Maaike	30	Peaches	18
Bocherell	15	Danique	15	Isa's Favorite	25	Mambo	32	Penhill Autumn Shade	31
Bohemian Spartacus	8	Diva Us	15	Isabel	25	Manoa	17	Pink Pearl	27
Bonanza	23	Dr. P.H. Riedell	13	Ivanetti	25	Maroon Fox	26	Pink Pop	27
Boom Boom White	24	Emory Paul	9	Jocondo	9	Megan Dean	26	Pink Runner	18
Boy Scout	24	Erpeler Ley	13	Jowey Chantal	25	Mikayla Miranda	11	Pink Silk	19
Brandon James	30	Esli	16	Jowey Frambo	26	Mingus Alex	10	Pink Suffusion	27
Break Out	11	Eternal Snow	21	Jowey Linda	26	Mingus Tony	11	Pink Sylvia (Sandra)	27
Bristol Stripe	11	Eveline	25	Jowey Martina	26	Miss Delilah	13	Platinum Blonde	32

Polka	32	Strawberry Ice	12
Polventon Supreme	27	Sweet Fabienne	28
Preference	31	Sweet Love	20
Princess Nadine	32	Sweet Nathalie	20
Purple Flame	19	Sweet Sanne	20
Red Cap	27	Sweet Suzanne	28
Red Fox	28	Sylvia	29
Red Runner	19	Symphony	29
Renate Tozio	13	Take Off	33
Robann Regal	28	Tangerine Dream	20
Rocco	30	Tartan	12
Rock Star	33	Thomas A. Edison	12
Ryan C	13	Totally Tangerine	33
Ryecroft Jan	28	Tyrell	20
Safe Shot	28	Uncle B	12
Salmon Runner	19	Vancouver	31
Sam Hopkins	22	Veerle	29
Seattle	19	Vino	30
Seduction	19	Wanda's Aurora	10
Sefton Silvertop	28	White Aster	30
Seniors Hope	20	White Perfection	10
Silver Years	19	White Wizard (Light Wizzard)	29
Snoho Sonia	28	Wine Eyed Jill	29
Snowbound	12	Wizard of Oz	29
Snowcap	28	Yarra Falls	12
Spartacus	12	Yellow Symphony	29
Speech	32	Yelno Harmony	22
Stolze Von Berlin	30	Yvonne	22
Stratos	19	Zundert Mystery Fox	29
Strawberry Cream	19		



To order products from our Catalog,

- Please contact your Ball Seed Sales Representative.
- You can also visit www.BallSeed.com.

Order at www.BallSeed.com/WebTrack or

Call Ball Seed: (800) 879-BALL

Fax: (800) 234-0370

Call Ball Color Link: (800) 686-7380

BallSeed®

Ednie Flower Bulbs



Ednie Flower Bulbs

Ednie East

37 Fredon Marksboro Road
Fredon, New Jersey 07860

Ednie West

12400 SE Highway 212
Clackamas, Oregon 97015

www.EdnieFlowerBulb.com

"From Bulb to Bloom - Quality, Service and Expertise"