

Ednie Flower Bulbs

*Happy
Growing*

Flower Bulb Catalog

Ranunculus

for

Cut Flower Production

Ednie Flower Bulbs



Introduction to *Ranunculus asiaticus*

Also called the Persian buttercup. The genus belongs to the buttercup family Ranunculaceae, which includes Aconitum, Anemones, Eranthis, Clematis and Delphinium. Ranunculus are excellent cut flowers because of their longevity, long stems and large assortment of colors. The tubers are a uniform, undifferentiated (identical) structure composed of stem tissue, specifically developed for the purpose of food storing. Ranunculus perform best in cool temperatures.



Ranunculus

are the most unique flowers!

They vary in shades like a chameleon, not only from first opening to full flower, but within the variety as well even though one color is predominant.



The *Ranunculus* we offer are from 2 countries:

France (pages 4 - 13) and **The Netherlands** (pages 16 - 23)

(They each have their own characteristics and unique growing instructions, see pages 14 and 15.)



We are privileged and honored to be the exclusive distributor in

North America for

Comptoir Paulinois,

distinguished growers of all *Ranunculus* series with the exception of the *Butterfly* and *Romance* series.

For Certificate of Clean Growing See Page 23

Ranunculus for Cut Flower Production



The following French Ranunculus are available this year:



Amandine

Pages 4 - 7



The "Cadillac" of Ranunculus. These remarkable French Ranunculus, similar to La Belle, are a result of more recent breeding which produces improved tubers. Ongoing intense breeding is being done to increase the number of varieties. *Amandines do best in cooler temperatures but the advantage is that they also tolerate somewhat warmer temperatures which extends the flowering season. Amandine varieties have strong, tall stems with the largest flowers.*

Clone and

Gigi

Page 8



Clones are French Ranunculus produced 100% from Tissue Culture. All the work is done in laboratories including cross breeding which is much more labor intensive than for non Tissue Culture Ranunculus. *Therefore these tubers are more expensive. However, they also have many benefits including new colors and better, disease-free varieties.*

Gigi has the same characteristics as the Amandine Ranunculus, including tolerating somewhat warmer temperatures. Currently, we carry only the most popular white variety, also called Snowflake.



Ednie Flower Bulbs

French Ranunculus continued

Half Clone

Page 9



Half Clone varieties are a combination of both reproduction methods. One parent is from Tissue Culture while the other parent is from seed production. Therefore the costs are much lower than the Clones, yet they have many of the benefits of the Clone Ranunculus.

Current Ranunculus breeding is focusing on the Half Clones as it will benefit future production of tuberous roots and cut flower production.

La Belle

Pages 10, 11



means "beautiful" in French and indeed, these flowers are very attractive and the colors are gorgeous. This original French group blooms earlier than the Amandines but tolerate less heat.

If La Belles are planted at the same time as the Amandines they will bloom first followed by the Amandines, thus extending the total production time and season.

Super Green

Pages 12, 13



All varieties in this group are 100% double flowering. They contain many of the bright and bold colors of the other groups (mostly La Belle) with one unique difference; the centers of the flowers are green.

These varieties, like La Belle, bloom earlier but do not tolerate heat well. For best results, grow in a cool environment.



*The following Dutch Ranunculus
are available this year:*



Ednie is the semi-exclusive distributor in North America of Butterfly, Romance, and Novelty Ranunculus.

These following series originate in Japan and are bred by AYA ENGEI Co. Ltd. and produced from 100% Tissue Culture. **These varieties are breeder right protected and subject to royalties.**

Butterfly

Pages 16 - 18



This unique group of Ranunculus is completely different from the others, yet very attractive especially as cut flowers. The difference between the flowers of Butterflies and others is that they are bunch flowering; each stem can have 7 to 12 flowers.

The flowers are longlasting because the petals are covered with a thin wax-like layer which also makes them sparkle.

Romance

Pages 19 - 21



Romance Ranunculus have very large, attractive flowers with long, **SOLID stems**, making them disease-resistant.

The varieties are all named after French and Italian cities. The flowers are long lasting.

Novelty

Pages 22 - 23



In addition to the Butterfly and Romance groups, we offer Novelty Ranunculus. Poodle Ramlia is now included here. It's uniqueness is what describes these Novelties best.

*For further description see the column "Description" and of course study the picture. We suggest to do some trials with these varieties to see if these suit your market and/or climate. **LIMITED AVAILABILITY !!***



Ranunculus

for Cut Flower Production





for Cut Flower Production

Ranunculus *Amandine*

Amandine

flowers are known for their vigor and plant performance. Depending on the environment, the plant will start flowering 8 to 10 weeks after sprouts have emerged. As shown in the picture, some support wire helps with production.

Amandines tolerate somewhat warmer temperatures. For continued flower productions this series should be planted at the same time as the La Belle Ranunculus.

La Belles flower 2 to 3 weeks earlier than the Amandines, but Amandines will bloom for at least 2 weeks longer.



Amandine
Pink
Picotee



Amandine
BARBY

Amandine
BLACK

Amandine
BONBON

<i>Amandine</i>	Description	Bulb Size in cm	<i>Amandine</i> Information	Plant Months
BARBY	Large pink flowers have creamy white centers and black hearts. Excellent.	3 - 4 4 - 5 5 - 6 7 - up	produces 4 - 8 stems produces 6-10 stems produces 8-12 stems produces 10-15 stems <i>under optimum circumstances</i>	September - April
BLACK	Brownish maroon flower petals have slight white edges. Unique, smaller flowers.		<ul style="list-style-type: none"> • Strong stems • Vigorous plants • Tolerate somewhat warmer temperatures 	
BONBON	Pleasant darker pink flowers. Early and floriferous.			
CHAMALLOW	Soft peach pink flowers start lighter in color, greenish centers. Large!			
CREAM	Outside petals are nearly white while most petals are lemon yellow surrounding green centers. Tall stems, midseason.			

Amandine
CHAMALLOW

Amandine
CREAM




Amandine GOLD



Amandine MIX

Amandine ORANGE



5

<i>Amandine</i>	Description	Bulb Size in cm	<i>Amandine</i> Information	Plant Months
GOLD	Sunny, golden yellow petals, tinged orange. Large flowers, but fewer.	3 - 4	• Strong stems	September - April
MIX	A mixture of varieties and colors.	4 - 5	• Cool nights are ideal	
		5 - 6	• Large flowers	
		7 - up	• Generally taller than La Belles	
ORANGE	Vivid bright orange petals have tinge of yellow. Large flowers bloom later.			
ORANGE PICOTEE	Yellow petals have strawberry red edges. Tall stems, floriferous.			
PASTEL LEMON	Light greenish lemon petals have slight apricot edges. Unique!			
PASTEL MIX	A mixture of various baby pastel colors. Early blooming variety.			

Two generations Bideau made it all happen... Thank You!



Amandine PASTEL MIX



Amandine ORANGE PICOTEE


Amandine PASTEL LEMON

Ranunculus Amandine

for Cut Flower Production



Ednie Flower Bulbs



6

for Cut Flower Production

Amandine
Ranunculus



Amandine PINK

Amandine PASTEL PINK




<i>Amandine</i>	Description	Bulb Size in cm	<i>Amandine</i> Information	Plant Months
PASTEL PINK	Shades of warm pink toned flowers, some have cream centers; dark hearts.	3 - 4 4 - 5 5 - 6 7 - up	produces 4- 8 stems produces 6-10 stems produces 8-12 stems produces 10-15 stems <i>under optimum circumstances</i>	September - April
PINK	Flowers are true pink shades with black hearts. Tall, floriferous.		<ul style="list-style-type: none"> • Strong stems • Vigorous plants • Tolerate somewhat warmer temperatures 	
PORCELAINE	Pure baby pink flowers have dark pink centers, edged white. Notice the back of the flower which makes this variety unique.			
PURPLE JEAN	Beetroot purple flowers turn into all shades of lavender fuchsia. Very pretty and striking. Tall.			
RED	Flower are pure, rich tomato red. Early blooming, floriferous.			
ROSE	Warm tone cherry-pink flowers, shaded light to dark, feathered darker veins. Medium height.			



Amandine PURPLE JEAN

Amandine RED


Amandine ROSE



Amandine
SALMON



Amandine
SCARLET



<i>Amandine</i>	Description	Bulb Size in cm	<i>Amandine</i> Information	Plant Months
SALMON	Many shades of pastel salmon-orange flowers have dark hearts. Early blooming.	3 - 4 4 - 5 5 - 6 7 - up	<ul style="list-style-type: none"> • Strong stems • Cool nights are ideal • Large flowers • Generally taller than La Belles 	September - April
SCARLET	Most flowers are fire-engine red, turning darker towards the base. Early blooming.			
VIOLET	Bright Fuchsia-colored buds turn into a bright violet color as flowers open. Tall.			
WHITE	Pure snow-white flowers start off with creamy centers before turning all white. Early, floriferous.			
YELLOW	Darker yellow buds turn into buttercup yellow flowers, lighter on the outside. Tall.			
YELLOW PICOTEE	Golden yellow flowers (some orange), some petals have beet-red markings. Tall, floriferous.			



Amandine
VIOLET



Cross breeding is in progress for new Amandine varieties by our grower Mr. Bernard Bideau who started this excellent series. We applaud him and his family for their perseverance to deliver excellent quality product.

Ranunculus Amandine for Cut Flower Production



Amandine
YELLOW




Amandine
**YELLOW
PICOTEE**



Amandine
WHITE






for Cut Flower Production

Ranunculus
Clone & Gigi



Clone
EGLATINE



Clone
JEAN



Clone
LOLLIPOP



Clone
WHITE ANGEL



Gigi
WHITE 'Snowflake'

Clone & Gigi


Both series originate in France.
Both groups are 100% Tissue Culture which
have many benefits over the regular
Ranunculus such as being disease-free.

*The Gigi series has the same characteristics as
the Amandine series including tolerating
somewhat warmer temperatures.*



Clone
GINETTE

<i>Clone & Gigi</i>	Description	Bulb Size in cm	<i>Clone and Gigi</i> Information	Plant Months
EGLATINE	<i>Shades of very soft pastel pink flowers are creamy towards center. New addition!!</i>	3 - 4 4 - 5 5 - 6 7 - up	<i>produces 4- 8 stems produces 6-10 stems produces 8-12 stems produces 10-15 stems under optimum circumstances</i>	September - April
GINETTE	<i>Pastel pink flowers have distinct green centers.</i>			
JEAN	<i>Lime yellow flowers; dark green centers.</i>			
LOLLIPOP	<i>Swirls of true pink surround tiny green centers. New!!</i>			
WHITE ANGEL	<i>Layers and layers of pure white and creamy white petals surround light green centers.</i>			
GIGI WHITE 'Snowflake'	<i>Layers of pure white petals have a hint of cream towards green centers. This variety is also named Snowflake.</i>			





Half Clone
ICEBERG

Half Clone

is the future for Ranunculus fans, combining the benefits of tissue culture and seed production while at the same time producing tubers for a very reasonable price.



Half Clone
JULIETTE



Ranunculus


Half Clone

for Cut Flower Production

Half Clone	Description	Bulb Size in cm	Half Clone Information	Plant Months
ICEBERG	Translucent white petals are slightly creamy towards center. Outstanding!	3 - 4 4 - 5 5 - 6 7 - up	produces 4- 8 stems produces 6-10 stems produces 8-12 stems produces 10-15 stems <i>under optimum circumstances</i>	September - April
JULIETTE	Feminine medium pink symmetrical flowers when fully open; buds are very light in color.		<ul style="list-style-type: none"> • Largest flowers • Tolerate somewhat warmer temperatures 	
MARSHMALLOW	Pure light pink flowers are outlined darker. Great addition.		<ul style="list-style-type: none"> • Strong stems • Vigorous plants 	
PERGOLD	Golden yellow slightly ruffled petals surround a green heart. <u>Best gold Ranunculus</u> .			
TANGO	Striking flowers are shades of mango and peach petals around greenish centers. Strong stems! NEW!!			
WEDDING PASTEL	Shades of peach, creamy yellow, some darker petals surround green hearts. Very pretty!!			



Wedding
Pastel



Half Clone
MARSHMALLOW




Half Clone
PERGOLD



Half Clone
TANGO

Half Clone
WEDDING PASTEL





10

Ranunculus *La Belle* for Cut Flower Production




La Belle
CHAMPAGNE

La Belle

These "Beauties" are unique with great variation in color schemes. It is one of the earliest series to bloom and does best when planted first.



La Belle
CHOCOLATE



La Belle
DARK ORANGE



La Belle
GOLD



La Belle
LEMON



La Belle
MIXED



La Belle
ORANGE

<i>La Belle</i>	Description	Bulb Size in cm	<i>La Belle</i> Information	Plant Months
CHAMPAGNE	<i>Variety of colors in pleasant sunset shades. Early bloomer.</i>	3 - 4 4 - 5 5 - 6 7 - up	<i>produces 4 - 8 stems produces 6-10 stems produces 8-12 stems produces 10-15 stems</i>	September - April
CHOCOLATE	<i>Brownish red flowers when tight; turn redder when fully open. Very early flowering.</i>		<i>under optimum circumstances</i>	
DARK ORANGE	<i>Rich deep orange flowers bloom early, floriferous.</i>		<ul style="list-style-type: none"> • All <i>La Belles</i> are floriferous • Grow best in cooler temperatures 	
GOLD	<i>Mango outer petals surround lighter yellow inner petals. Midseason bloomer.</i>			
LEMON	<i>Green tinted yellow buds turn lemon yellow when fully open.</i>			
MIXED	<i>Mixture of all shades of colors of the <i>La Belle</i> varieties.</i>			
ORANGE	<i>Cheerful true orange flowers. Early blooming.</i>			





La Belle
PINK



La Belle
SALMON



La Belle
SCARLET



11

<i>La Belle</i>	Description	Bulb Size in cm	<i>La Belle</i> Information	Plant Months
-----------------	-------------	--------------------	--------------------------------	-----------------

PINK

Pure pink to light pink petals have slightly darker edges. Early blooming.

3 - 4
4 - 5
5 - 6
7 - up

• *La Belles are the earliest blooming group of Ranunculus.*

September -
April

SALMON

Flowers are varying shades of light mango to light yellow, very pretty. Early flowering.

• *Cool nights are ideal*

SCARLET

Blood red flowers have slightly darker edges and folds. Early flowering.

VIOLET

Beetroot violet flowers have darker centers. Early flowering.

WHITE

Pure white flowers when fully open have green centers. Buds start creamy. Early.

**WHITE
PICOTEE
'Capuccino'**

White petals have scalloped fine dark purple edges. Also called Capuccino. Midseason.



La Belle
VIOLET

*Ranunculus
La Belle*

for Cut Flower Production



La Belle
WHITE



La Belle
WHITE
PICOTEE
'Capuccino'



Ednie Flower Bulbs



12

Super Green
BRICK



Super Green



The uniqueness of these Ranunculus is the center of the flowers. Super Greens are similar to the La Belles, they bloom earlier and prefer a cooler environment.

Super Green
CREAM



for Cut Flower Production

Ranunculus Super Green



Super Green
GOLD

Super Green

Description

Bulb Size
in cm

Super Green
Information

Plant
Months

BRICK

Darker orange outer petals surround orangy red inner petals; parsley-like green centers.

3 - 4 produces 4- 8 stems
4 - 5 produces 6-10 stems
5 - 6 produces 8-12 stems
7 - up produces 10-15 stems

September -
April

under optimum circumstances

CREAM

Pale butter-cream petals surround large green centers.

- Strong stems
- Vigorous plants

GOLD

Yellow petals surround large neat green centers. Later bloomer.

- Tolerate somewhat warmer temperatures

MIX

Mixture of all available colors with same green, some smaller and some larger, centers. Even some totally green flowers. Very unique!!



Super Green
MIX



<i>Super Green</i>	Description	Bulb Size in cm	<i>Super Green</i> Information	Plant Months
--------------------	-------------	--------------------	-----------------------------------	-----------------

ORANGE

Translucent orange petals surround the large green centers. Early variety.

3 - 4
4 - 5
5 - 6
7 - up

- **Strong stems**
- **Cool nights are ideal**

September -
April

RED

Deep tomato red petals are contrasted with green which morph to pink centers. Blooms early.

ROSE

Shades of hot pink to bright pink petals surround green, lettuce-like centers. Mid-season flowering.

SALMON

Shades of salmon pink flowers have ruffled edges surrounding neat green centers. Blooms later.

WHITE

Pure white petals surround large, dark green centers which rise above the petals.



Super Green
ROSE



Ranunculus
Super Green
for Cut Flower Production



Super Green
WHITE

Super Green
SALMON



Growing Tips for *Ranunculus asiaticus* to ensure Optimum Production

A Good Start is Half the Battle...

Since there is a distinct difference between treating French Ranunculus versus Dutch Ranunculus prior to planting, we have separated them.

Growing Tips for French Ranunculus

Upon Arrival of the Tubers

If tubers will not be planted immediately upon arrival, please store them at 65-70°F. (18-21°C.) in a well-ventilated area. Keep the tubers dry; watch the humidity.

Pre-Plant Soaking & Pre-Sprouting

Soaking tubers and storing them at cold temperatures for several weeks to pre-sprout tubers prior to planting in the beds or crates is frequently done especially if the soil temperature where the pre-soaked tubers are to be planted is warmer than 60°F. (15°C.)

HOWEVER, if soil temperature where the plants are to be grown is cooler than 60°F. (15°C.) the following can be done:

- Soaking tubers for 10-12 hours just prior to planting in "moving water" at a temperature of 60-64°F. (16-18°C.) so container overflows. It adds oxygen to the water by continued dripping water.
- When this is finished, take the bag with tubers out of the water and let the tubers drip-dry. Soak the tubers in a solution with RootShield® PLUS + WP or similar for a half hour before planting as a natural disease preventative.

Not all tuberous roots like being transplanted. This cool soil (60°F. /15°C.) method is easier and with the help of the natural preventative will prevent root diseases.

The preventative (RootShield® PLUS + WP or similar) can also be applied as an initial drench after planting but is not as effective as the tuber dip. Repeat the drench at half strength once plants are well established.

The reason we strongly recommend RootShield® PLUS + WP or similar rather than other chemicals is because it is labeled for organic use and many of our customers are certified organic growers.

Planting - Soil

Ranunculus can be planted in raised beds or crates placed in greenhouses, tunnels, shade houses or outside, depending on the climate zone. Make sure the tubers are covered with 1" (2-1/2 cm.) of soil. Optimum results can be achieved if the night temperatures are cold (40-50°F. or 5-10°C.) and day temperatures do not exceed 60-65°F. (15-18°C.) initially. A light frost does not hurt the plants. Once the plants are established, day temperatures may be warmer.

Soil should be sterile, moist and well-drained as roots do not like to be wet. Ideal pH is 5.8 to 6.0. Covering the soil with straw or white cloth (or similar) will keep the bulbs cool(er) which is especially important for the warmer locations.

Spacing the tubers depends on the watering method. Rows are preferred if drip tape is used. (See watering). Plant 4 tubers (size 5-7 cm.) per square foot or 12 tubers per square meter. (6" or 15 cm. apart).

Watering

If drip tape is used (for even watering) remember that initially the beds should be watered well (overhead or by hand) to ensure that the entire bed is watered up to 12" (30 cm.) deep. Often Ranunculus do not get enough water, although over-watering is not recommended either.

Support Wire

For optimum results and even light distribution, support wire is recommended. Tall, straight stems are obtained when wire is used.

Fertilizer

Although Ranunculus are heavy feeders, wait until the plants are established. An E.C. of 2.2 to 2.3 (NPK) is recommended. The type of fertilizer depends on the growing temperatures.

Temperatures

As indicated earlier, Ranunculus do best in cooler environments: cool nights and somewhat warmer days. When the temperatures rise above 75°F. (24°C.) productivity will go down.

Harvesting

Harvest the flowers as soon as the buds start swelling and show color. The sepals covering the buds should be separated at the top.

Cut flowers early in the morning (coolest part of the day) with a sterilized knife. Do not pull or twist the stems.

Place the flowers in buckets of pre-chilled water and store them cold as soon as possible at 34-35F. (1-2°C.), even before bunching. Add Calcium Nitrate (the best water preservative) to the water at the rate of 1/2 tsp per gallon of water (2 g. per liter).



14

for Cut Flower Production

Growing Instructions

French Ranunculus



Ednie Flower Bulbs

Growing Tips for Dutch Ranunculus



Dutch Ranunculus

Growing Instructions

For Cut Flower Production

Upon Arrival of the Tubers

If tubers will not be planted immediately upon arrival, please store them at 70°F. (21°C.) in a well-ventilated area. Keep the tubers dry in the netlon bags; watch the humidity.

Pre-Plant Soaking & Sprouting

There is a distinct difference between the Butterfly Ranunculus and the Romance Ranunculus as far as Pre-Plant Soaking, hence we separated the two. The Novelty group follows the Romance instructions. Soaking the tubers will start the development sooner and promotes a more even start. It will give optimal rooting and flower development.

Butterfly Ranunculus

- Soak Butterfly tubers for **24 hours** just prior to planting in "moving water" at a temperature of 77° F. (25° C.) with 50 ppm (5 gram) Gibberellic Acid (GA) per 26 gallons (100 liter) water. Make sure the entire netlon bag is under water and water temperature is maintained.
- When this is finished, take the bag with tubers out of the water and let the tubers drip-dry. Soak the tubers in a solution with RootShield® PLUS + WP or similar for a half hour before planting as a natural disease preventative. The preventative (RootShield® PLUS + WP or similar) can also be applied as an initial drench after planting but is not as effective as the tuber dip. Repeat the drench at half strength once plants are well established.

The reason we strongly recommend RootShield® PLUS + WP or similar rather than other chemicals is because it is labeled for organic use and many of our customers are certified organic growers.

Romance & Novelty Ranunculus

- Soak Romance tubers for **12 hours** just prior to planting in "moving water" at a temperature of 77° F. (25° C.) with 50 ppm (5 gram) Gibberellic Acid (GA) per 26 gallons (100 liter) water. Make sure the entire netlon bag is under water and water temperature is maintained.

Planting - Soil for Butterfly Ranunculus

Always check the planting media or soil by taking a soil sample before preparing the planted area/crates. Always check the pH as this will dictate the outcome of all crops. If the pH is off (high or low) the intake of nutrients will be hampered one way or the other.

- It is very important that the tubers are planted immediately after the soaking process is completed. However, if this not possible, store the tubers at 41° F. (5° C.) making sure the tubers do NOT dry out during cold storage.

- It is very important that the tubers are planted in moist soil immediately after the soaking process is completed. However, if this not possible, store the tubers at 41° F. (5° C.) making sure the tubers do NOT dry out during cold storage.

Only take out the number of bulbs from cold storage that can be planted within ONE (1) hour. If bulbs dry out germination may be sporadic or not at all.

It is extremely important that tubers do **NOT DRY OUT** after planting. Plant in moist soil, which may need to be watered a few times prior to planting. This causes the soil to cling to the new roots and improves hair-root growth with no air-pockets.

Soil temperature for planting Romance & Novelty Ranunculus must be below 54°F. (12°C.) in order to germinate well. Higher temperatures will result in poor or no germination.

Ranunculus can be planted in raised beds or crates in greenhouses, tunnels, shade houses or outside, depending on the climate zone. Make sure the tubers are covered with 1" of soil. Optimum results can be obtained if the night temperatures are 40-50°F. (5-10°C.) while day temperatures should not exceed 60-65°F. (15-18°C.) initially. A light frost does not hurt the plants. Once the plants are established, day temperatures may be warmer.

Plant the tubers with the center of the tuber up and the ends of the roots down. Be careful not to damage the tubers while planting. Make the tubers get watered immediately so the soil is moist and no air pockets around the tubers for optimum roots.

Soil should be sterile, moist and well-drained as roots do not like to be wet. Ideal pH is 5.8 to 6.3. Covering the soil with straw or white cloth (or similar) will keep the bulbs cool(er) which is especially important for the warmer locations. E.C. 1.3 to 1.5.

Spacing Butterfly Ranunculus

Planting in soil, tubers should be 12" (30 cm.) apart in a row. Each row should be 14" (35 cm.) apart. This translates into 9 tubers per square yard (meter).

Spacing Romance & Novelty Ranunculus

Planting in the soil, tubers should be 8" (20 cm.) apart in a row. Each row should be 8" (20 cm.) apart. This translates into 20 tubers per square yard (meter).

Support Wire Butterfly Ranunculus

Butterfly Ranunculus do not need require support net or wire.

Support Wire Romance & Novelty Ranunculus

Romance and Novelty Ranunculus prefer one layer of support net or wire.

Additional Information


- During the 2 - 4 weeks when the Ranunculus are emerging, try to keep the night temperatures around 60°F. (15°C.) and as cool as possible during the day.
- During the following next 4 - 5 weeks the foliage will develop. Once sufficient foliage has developed, lower the night temperature to as cool as possible, but do not freeze. The plants thrive well at 36-40°F. (2-4°C.), perhaps by opening (side) vents of greenhouse for plenty of fresh air for optimum performance.
- Make sure there is plenty of ventilation during the night to prevent mildew. Watch humidity; too high humidity will cause stretching and weak plants.





Ranunculus are most unique .
Under optimum conditions, the branching
plants produce more than 10 stems with
multiple flowers per stem.


*These tubers come from Tissue Culture.
Minimum order is 50 per color.
The Butterfly Series is breeder right protected
and therefore subject to royalties.*



Butterfly
ARTEMIS



Butterfly
ARIADNE



Butterfly
CHARIS



Butterfly
DIONE



Butterfly
ERIS

<i>Butterfly</i>	Description	Bulb Size in cm	<i>Butterfly</i> Information	Plant Months
------------------	-------------	--------------------	---------------------------------	-----------------

ARIADNE

*Beautiful baby pink
"Award-Winning"
double flowers have
dark hearts.*

ARTEMIS

*Golden yellow single
flowers, some have
fine red edges;
floriferous.*

CHARIS

*Single flowers are gold
to butternut towards
centers. Early, medium
height.*

DIONE

*Pleasant lemon yellow,
single flowers are
darker towards
centers. Early, medium
height.*

ERIS

*Double flowers are
light salmon with coral
centers. Taller stems,
floriferous.*

EUROPE

*Pastel pink petals are
outlined darker purple.
Darker purple buds.
Strong stems.*

GRACES

*Creamy white double
flowers have lime
colored centers with a
dark hearts. Early; tall,
strong stems.*

No. 1

- *Can be grown cold, no frost!*
- *9 plants per square meter*
- *12" (30 cm.) in between tubers*
- *Ranunculus are short day plants.*

September -
March

*Make sure no
lights in or
around
greenhouse at
night.*

- *Flowers from January on depending on location and plant date.*
- *Plants are heavy feeders*
- *Do not pinch plants, except first lengthy flower.*

Ranunculus Butterfly for Cut Flower Production

Butterfly
EUROPE

Butterfly
GRACES



<i>Butterfly</i>	Description	Bulb Size in cm	<i>Butterfly</i> Information	Plant Months
HADES	<i>Bright red, fully double flowers change color; up to 20 flowers per stem. Midseason; good height.</i>	No. 1	<ul style="list-style-type: none"> • 8 - 12 weeks to grow, depending on location 	September - March
HELIOS	<i>Pastel lemon yellow semi-double flowers when fully open. Buds are yellow. Tall stems: 24" (60 cm.).</i>		<ul style="list-style-type: none"> • First flowers in 10 weeks 	
HERA	<i>Double flowers have light rose petals, edged dark rose with fine dark rose stripes. Midseason.</i>		<ul style="list-style-type: none"> • Harvest when 2-3 flowers show color and one flower is open. 	
HESTIA	<i>Single flowers are baby pink fading to white, slightly folded edges. The early Ariadne.</i>		<ul style="list-style-type: none"> • Do not pull stems, always cut with a (sterilized) knife. 	
ISIS	<i>Single pink flowers have rolled darker edges and look like butterflies. Strong stems.</i>		<ul style="list-style-type: none"> • Place freshly cut stems immediately in cold water 38 °F. (4°C.) and store in cold storage before bunching. 	
KERAMOS	<i>Single white flowers (creamy buds), slightly darker centers. Early; medium height.</i>			
LOTIS	<i>Sunset gold, single flowers have fine reddish outline, excellent fall color. Midseason; tall stems.</i>			



Ranunculus
Butterfly
 for Cut Flower Production





18

for Cut Flower Production

Butterfly

Ranunculus



Butterfly LYCIA



Butterfly MELISSA



Butterfly MINOAN



Butterfly MUSA



Butterfly NINOS



Butterfly PHOSPHORUS



Butterfly PHYTALOS



Butterfly THIVA

<i>Butterfly</i>	Description	Bulb Size in cm	<i>Butterfly</i> Information	Plant Months
------------------	-------------	--------------------	---------------------------------	-----------------

LYCIA

Light pink single flower has dark pink center, becomes all dark pink. Medium height.

No. 1

- Can be grown cold, no frost!
- 9 plants per square meter
- 12" (30 cm.) in between tubers
- Ranunculus are short day plants. Make sure no lights in or around greenhouse at night.

September - March

MELISSA

Very soft pink single flowers have small rust colored centers. Early; medium height.

MINOAN

Single flowers have shades of yellow and orange. Buds are deep orange, floriferous.

MUSA

Fully double ruffled flowers start coral and turn into shades of salmon, floriferous.

NINOS

Purewhite double flowers have pale lemon centers. Many medium height stems.

PHOSPORUS


Double flowers have butternut petals, slightly dark outlines and centers. Double version of Minoan. Not too tall.

PHYTALOS

Semi-double flowers start lighter yellow and turn sunshine yellow, floriferous. Medium height. Midseason.

THIVA

Semi-double flowers start reddish purple and when open are lilac with dark centers, floriferous. Improved version of the variety Europe, taller stems.



Romance
COURCHEVEL

Romance

Ranunculus are completely different from others. The longlasting flowers are very large and have long stems.

These tubers come from Tissue Culture.

Minimum order is 50 per color.

The Romance Series is breeder right protected and therefore subject to royalties.



Romance
GET LUCKY



19

Romance	Description	Bulb Size in cm	Romance Information	Plant Months
COURCHEVEL	Large, pure, snow-white flowers have a whisper of pink; great stem length. Buds are slightly lime green.	No. 1	<ul style="list-style-type: none"> • Can be grown cold, <u>no</u> frost. • 16 plants per square meter 	September - March
GET LUCKY	Large, bright to dark red fully double flowers, floriferous. Great stems.		<ul style="list-style-type: none"> • 8" (20 cm.) in between tubers • Ranunculus are short day plants. 	
HYDRA	Subtle blend of creamy peach with random raspberry markings, floriferous.		<ul style="list-style-type: none"> • Make sure no lights in or around greenhouse at night. 	
 LIBROS	Large, mango yellow flowers are fragrant! Buds show greenish center, all yellow when open.		<ul style="list-style-type: none"> • Flowers from January on depending on location and plant date 	
LOUBEYRES	Flowers are purple or white in bud stage and turn fully lilac. Petals are darker towards center. Large flowers.		<ul style="list-style-type: none"> • One layer of support wire is sufficient • Plants are heavy feeders 	
MAILLANE	Light pink flowers turn darker when opening; dark centers, large flowers, floriferous.			



Romance
HYDRA



Romance
LIBROS



Romance
LOUBEYRES



Romance
MAILLANE

Ranunculus
Romance

for Cut Flower Production



Ednie Flower Bulbs



for Cut Flower Production

Ranunculus Romance




<i>Romance</i>	Description	Bulb Size in cm	<i>Romance</i> Information	Plant Months
MARITIME	<i>Light pink flowers turn darker when opening, dark centers; large flowers, floriferous.</i>	No. 1	<ul style="list-style-type: none"> • Do not pinch plants, except first lengthy flower. • 8 - 12 weeks to grow, depending on location • First flowers in 10 weeks • Harvest when 2-3 flowers show color and one flower is open. • Do not pull stems, always cut with a (sterilized) knife. • Place freshly cut stems immediately in cold water 38°F. (4°C.) and store in cold storage before bunching. 	September - March
MERCUREY	<i>Vivid hot pink to blood red rose-like flowers. Green buds. Early flowering. Tall stems.</i>			
MONTENVERS	<i>Ruffled pure white petals surround green centers, soft pink buds. Large flowers. Early; tall stems.</i>			
NOHANT	<i>Flowers are light salmon on the outside and have darker salmon centers with black hearts. Tall.</i>			
ODON	<i>Layers and layers of very ruffled burgundy to red; dark green centers. Early; not too tall.</i>			
PARADOU	<i>Beautiful orange swirls, lighter to darker in centers. Large flowers, mid season.</i>			
PERIGORD	<i>Deep maroon to burgundy full but smaller flowers. Midseason; tall.</i>			





Romance
PLAGE



Romance
QUIMPER



Romance
ROSY

Romance	Description
PLAGE	<i>Baby pink to salmon ruffled flowers have dark centers. Early, tall stems.</i>
QUIMPER	<i>Flowers are creamy yellow on the outside and have lemon yellow centers and green hearts.</i>
ROSY CHEEKS	<i>Ice pink outer petals surround hot pink inner petals. Compact plant. Late flowering.</i>
SALERNO	<i>Peach and salmon flowers look like Italian ice; blooms are a little smaller than the others. Strong stems.</i>
SEINE	<i>Shades of pure pastel pink; rose-like flowers. Midseason; tall stems. Excellent pink variety!</i>
St. TROPEZ	<i>Lemon yellow flowers have a slight tinge of green on edges. Yellow buds. Early and tall.</i>
VALLIERE	<i>Pink outer petals are hot pink toward centers. Egg-shaped flowers. Early and tall.</i>

Bulb Size in cm	Romance Information	Plant Months
No. 1	<ul style="list-style-type: none"> • Can be grown cold, <u>no</u> frost. • 16 plants per square meter • 8" (20 cm.) in between tubers • Ranunculus are short day plants. <p><i>Make sure no lights in or around greenhouse at night.</i></p> <ul style="list-style-type: none"> • Flowers from January on depending on location and plant date • One layer of support wire is sufficient • Plants are heavy feeders 	September - March



Romance
SALERNO



Romance
SEINE



Romance
St. TROPEZ



Romance
VALLIERE

Ranunculus
Romance

for Cut Flower Production





Novelty
**Brushmark
CESAR**



Novelty
**Brushmark
GALTHIE**



Novelty
**Brushmark
SETI**



Novelty
**Crown
BASTILLE**



Novelty **Crown GIVERYNY**



Novelty
**Crown
NERVION**

<i>Novelty</i>	Description	Bulb Size in cm	<i>Novelty</i> Information	Plant Months
Brushmark CESAR	<i>Brushmarks are shades of raspberry, dark centers. Many slightly thinner stems.</i>	No. 1	<ul style="list-style-type: none"> • Can be grown cold, but no frost • 16 plants per square meter 	September - March
Brushmark GALTHIE	<i>Creamy wavy flowers have purple streaks, dark centers. Many slightly thinner stems.</i>		<ul style="list-style-type: none"> • 8" (20 cm.) in between tubers • Ranunculus are short day plants. 	
Brushmark SETI	<i>White Chrysanthemum shaped, smaller flowers have dark purple brushmarks.</i>		<ul style="list-style-type: none"> • Make sure no lights in or around greenhouse at night. 	
Crown BASTILLE	<i>The green center of the flower is surrounded with fire red petals, unique!</i>		<ul style="list-style-type: none"> • Flowers from January on depending on location and plant date 	
Crown GIVERYNY	<i>White outer petals have fine red markings surrounding green centers. Taller plants.</i>		<ul style="list-style-type: none"> • One layer of support wire is sufficient 	
Crown NERVION	<i>Clear orange outer petals surround green centers. Tall plants.</i>		<ul style="list-style-type: none"> • Plants are heavy feeders 	
Crown SISTERON	<i>Salmon pink outer petals surround light green and pink centers. Plants are medium height.</i>			



Novelty
**Crown
SISTERON**

Ranunculus Novelty for Cut Flower Production

Novelty **Koyfish MARQUERITTES**



Novelty **Poodle RAMLIA**



Ranunculus Novelty and Information for Cut Flower Production

<i>Novelty</i>	Description	Bulb Size in cm	<i>Novelty</i> Information	Plant Months
KOYFISH MARQUERITTES	All shades of light pink and salmon with darker centers. Plants need support because stems are not strong.	No. 1	For more information see Romance Ranunculus.	September - March
POODLE RAMLIA	Fringed pink poodle looking flowers are somewhat smaller; very strong, tall stems.			

Enjoyed this Catalog?

More available...



Besides the many Growing Instructions ...



HIGH ENVIRONMENTAL VALUE

OFFICIAL RECOGNITION OF THE ENVIRONMENTAL PERFORMANCE OF FARMERS AND WINEGROWERS

We are pleased to inform you that our French grown Ranunculus are certified "healthy", free from and All tubers exported to North America are washed in clear water only.



Ednie Flower Bulls

*Happy
Growing*

To order products from our Catalog,
please contact your
Ball Seed Sales Representative.

BallSeed®

Order at ballseed.com/webtrack
Talk to us.
Ball Seed: 800 879-BALL
Fax: 800 234-0370
Ball ColorLink®: 800 686-7380
Ball Seed Company
622 Town Road
West Chicago, IL 60185

Ednie Flower Bulls

By EdB 2023