

Ednie Flower Bulbs

presents

*Tulips
for
Cut Flower
Production*

Flower Bulb Catalog

*Happy
Growing*



Ednie Flower Bulbs



From the *Ednie* Team:

The catalog at which you are looking is a compilation of current, carefully selected Cut Tulip varieties.

Detailed descriptions and pertinent growing information is listed for each variety.

Various programs are available.

Hence it behooves the grower to watch carefully which program suits their "modus operandi" best.

Happy Growing!!

Planting Tulips

Why...

Which... (page 3)

Where... (page 4)

Tulips are not the very first harbingers of Spring after a long dreary winter but certainly the most colorful, cheerful specimens which pop up out of the ground. By forcing them into flower earlier than their natural blooming time, the season is extended.

Tulips were and remain very popular.



Conrad Gesner first described the Tulip in 1559. Hence, the genus GESNERiana.

bv. *Tulipa Gesneriana.* { *Triumphtulpa* em -
A - *Tulipa gesneriana* c.v. *Triumphtulpa* 'Lustige Witwe'

Example of a Botanical name:

Tulipa gesneriana c.v. *Triumph Tulip* 'Lustige Witwe'.

It was the beginning of what would become an industry in itself.

Tulip production burgeoned, and after nearly 500 years is a major agriculture commodity.

Last year

- * 7 billion Tulips were grown; more than half are used as cut flowers.
- * There are close to 8,000 registered varieties.
- * Many Tulips are used in other applications as well i.e. landscape, etc.

This Catalog lists about 280 varieties which can be used for Cut Flowers from early winter until late spring.



The Tulip is one flower which nearly everyone recognizes and loves...



Tulipa gesneriana (continued)

Why... (page 2)

Which...

Where... (page 4)

Planting Tulips

In order to be successful, growers should determine which **Groups** they want to use for which type of program. For early season, use early groups. For outside planting, taller varieties can be used, etc. See also "Where" on page 4 and carefully read the Brochure on **"Tulips for Cut Flower Production"**.

Groups

In this Catalog, the Groups are NOT listed alphabetically, but rather according to their natural flowering times e.g. Single Early Tulips bloom before Single Late Tulips. Within each group, the varieties are listed alphabetically.

Single Early page 5

These generally bloom first. Plants are more compact and therefore have shorter stems. Many are fragrant. Easy varieties to force in all programs.

Double Early pages 6 - 9

These bloom before the Double Late varieties. They are either semi-double or fully double, but have a minimum of 12 petals. Most are more compact than the Double Late varieties.

Darwin Hybrid pages 10 - 12

These are slower to start when forced as they bloom after the earlier groups. Do not use for early forcing. Because of their heavy foliage, plants need more space and therefore fewer bulbs should be planted per square meter or yard.

Triumph pages 13 - 20

This group has the largest color selection. Plants are average height and some of the best and easiest forcing varieties. Can be used in all different programs.

Double Late pages 21 - 25

These are also called Peony Tulips because most flowers are fully filled with petals. Besides blooming later than the Double Early varieties, most are taller as well.

Single Late pages 26 - 28

These taller varieties are also called "French Tulips" because of their height. Since they are not grown in the warmer French climate, they bloom later than the true French Tulips.

Lily-Flowering page 29

These graceful, dainty flowers bloom later and most of them are taller. Carefully check the comments by each variety. Do not force early! Except one, not recommended to grow hydroponically.

Parrot pages 30 - 32

These unique flowers have feather-edges and somewhat twisted petals. They are very popular for cut flower production. Most bloom later and should not to be used for early forcing.

Fringed Tulips See listing on page 34.



Tulips
for Cut Flower Production
Information





Tulipa gesneriana (continued)

Why... (page 2)

Which... (page 3)

Where...

Planting Tulips

Tulips can be grown in various ways and locations:

- Inside or outside.
- In soil or on water (Hydroponically).
- Using cooling facilities or not.
- In crates, ground beds or raised beds.
- In cold climate or warmer climate.

We hope to have more detailed planting instructions in our upcoming booklet.

Determining the best program for your needs is of prime importance. For further explanation see brochure top right.

For those who plant in soil, two reminders:

1. Tulips need AMPLE water while growing (forcing); drip-tape does not suffice!
2. Tulips when grown outside in colder areas need AMPLE winter protection from ALL sides... Not only 6" (15 cm.) of soil on top of the bulbs, but also on the sides of the raised beds to avoid frost damage!

Since growing in soil is handled in the "Tulips for Cut Flower Production" only Tulips grown Hydroponically is handled on this page.


Growing Tulips Hydroponically

Many Tulips are grown in water with the use of special trays* with fit in the shipping trays the Tulips are shipped in (see pictures).



Please note that when growing Tulips Hydroponically, close attention must be paid to the minerals such as Calcium and Nitrogen. Even though they are important for all Tulips, growing in (moving) water is much more important. When the "standing" water method is used, water must be refereshed every 4 days, while checking the E.C.

* Water trays can be ordered through Ball Seed.



Forcing Cut Tulips is explained in simple language. Get your digital or hard copy from Ball Seed...



Not all varieties are suited for this method of growing. On pages 33 and 34 we marked those varieties with a "water drop" in the column H₂O.




Information for Cut Flower Production

Tulips






AAFKE



APRICOT BEAUTY



CANDY PRINCE



CHRISTMAS DREAM



5

Single Early Variety	Description & Plant Characteristics	Natural Height	# Weeks Cold	Program:	Earliest Plant Week	Earliest Forcing	# Days To Force
AAFKE	<i>Medium pink petals feather into white edges. Extra foliage.</i>	17"	12	5°C.	wk 46		35 - 45
		42 cm.		9°C.	wk 43	wk 4	25
				Regular	wk 40	wk 9	20
APRICOT BEAUTY	<i>Soft peach flowers; have light apricot blush. Very sweet fragrance!</i>	16"	14	5°C.	wk 46		35 - 45
		40 cm.		9°C.	wk 43	wk 3	24
				Regular	wk 40	wk 6	18
CANDY PRINCE	<i>Pale lavender petals are lighter towards edges. Upright foliage.</i>	14"	14	5°C.	wk 46		35 - 45
		35 cm.		9°C.	wk 43	wk 3	24
				Regular	wk 40	wk 6	20
CHRISTMAS DREAM	<i>Hot pink flowers, lighter edges; extra foliage. Is fast for early forcing.</i>	14"	15	5°C.	wk 46		35 - 40
		35 cm.		9°C.	wk 43	wk 3	24
				Regular	wk 40	wk 7	20
MERRY CHRISTMAS	<i>Crimson flowers have a white base. Wide leaves. Not for late.</i>	14"	14	5°C.	N/R		
		35 cm.		9°C.	wk 43	wk 3	24
				Regular	wk 40	wk 7	20
PRETTY PRINCESS	<i>Medium pink flowers have red flames. Upright hosta leaves.</i>	15"	18	5°C.	wk 51		35 - 45
		37 cm		9°C.	wk 43	wk 4	25
				Regular	wk 40	wk 8	21
PURPLE PRINCE	<i>Violet purple flowers have white base. Longlasting.</i>	15"	16	5°C.	wk 46		35 - 45
		37 cm		9°C.	wk 43	wk 4	25
				Regular	wk 40	wk 8	20
SUNNY PRINCE	<i>Lemon yellow petals have subtle white flames. Very strong!</i>	15"	16	5°C.	wk 46		35 - 45
		37 cm		9°C.	wk 43	wk 4	25
				Regular	wk 40	wk 8	20
WHITE MARVEL	<i>Pure white with subtle light pink flame on outside. Upright foliage.</i>	15"	14	5°C.	wk 46		35 - 45
		37 cm.		9°C.	wk 43	wk 3	25
				Regular	wk 40	wk 7	20
WHITE PRINCE	<i>Pure white flowers. Strong stems. Possible for Christmas forcing.</i>	15"	16	5°C.	wk 45		35 - 40
		37 cm		9°C.	wk 43	wk 3	25
				Regular	wk 40	wk 7	20




MERRY CHRISTMAS

Single Early
 Tulips are very fragrant, more compact varieties and, as the name indicates, are early to bloom for indoor and outdoor forcing. Not recommended for later forcing.



PRETTY PRINCESS



(Candy &) PURPLE PRINCE



SUNNY PRINCE



WHITE MARVEL



WHITE PRINCE

Single Early Tulips

for Cut Flower Production






AVANT GARDE
(buds)

Double Early

Tulips are mostly double or semi-double, meaning they have a minimum of 12 petals. They are somewhat shorter; remember this when selecting varieties!

As the name indicates, best NOT used for later forcing. Flowers may open a different color than the buds.



AVANT GARDE
(fully open)

ABBA



Double Early Variety

Description &
Plant Characteristics

Natural
Height

Weeks
Cold

Program:

Earliest
Plant
Week

Earliest
Forcing

Days
To Force

ABBA

Red flowers have random white tips and are semi-double. Excellent.

16"

40 cm

15

5°C.

wk 46

35 - 45

9°C.

wk 43

wk 4

25

Regular

wk 40

wk 8

20

ALISON BRADLEY

Beetroot purple, fully double flowers are darker towards the base.

14"

35 cm.

17

5°C.

wk 47

35 - 45

9°C.

wk 43

wk 2

28

Regular

wk 40

wk 6

24

AVANT GARDE

Flowers open cream and turn white. Stong, upright foliage.

17"

42 cm.

13

5°C.

wk 48

35 - 45

9°C.

wk 43

wk 1

25

Regular

wk 40

wk 5

18

BELICIA

White flowers have ruffled, pink outline. Best for later forcing.

15"

37 cm

17

5°C.

wk 52

35 - 45

9°C.

wk 43

wk 6

25

Regular

wk 40

wk 10

21

**ALISON
BRADLEY**

BROWNIE

Copper colored petals have golden feathered edges. Later forcing.

16"

40 cm

18

5°C.

wk 48

35 - 45

9°C.

wk 43

wk 5

25

Regular

wk 40

wk 9

21

CARACAS

Coppery orange petals, lighter at edges. Bluish green, strong foliage.

16"

40 cm

17

5°C.

wk 48

35 - 45

9°C.

wk 43

wk 4

25

Regular

wk 40

wk 8

21

COLUMBUS

Cherry pink petals have subtle darker flame and white edges.

16"

40 cm

15

5°C.

wk 48

40 - 45

9°C.

wk 43

wk 3

28

Regular

wk 40

wk 7

24

DIOR

Layers of pink petals have lighter edges. Variety forces easily.

17"

37 cm

15

5°C.

wk 46

35 - 45

9°C.

wk 43

wk 3

25

Regular

wk 40

wk 7

28

BELICIA

CARACAS


BROWNIE

COLUMBUS

DIOR

for Cut Flower Production

Double Early Tulips



DOUBLE PRICE



DREAMER



EXOTIC EMPEROR



FIRST PRICE



Double Early Variety	Description & Plant Characteristics	Natural Height	# Weeks Cold	Program:	Earliest Plant Week	Earliest Forcing	# Days To Force
DOUBLE PRICE	<i>Fuchsia petals are feathered into lighter edges. Does not stretch.</i>	15"	15	5°C.	wk 52		35 - 45
		37 cm		9°C.	wk 43	wk 4	25
				Regular	wk 40	wk 8	28
DREAMER	<i>Strawberry pink, lighter edges, dark veins. Leaves droop slightly.</i>	18"	16	5°C.	wk 48		35 - 45
		45 cm.		9°C.	wk 43	wk 2	22
				Regular	wk 40	wk 6	23
EXOTIC EMPEROR	<i>White flower has yellow flame and unique green striation or linear mark.</i>	15"	15	5°C.	N/R		
		37 cm		9°C.	wk 43	wk 4	25
				Regular	wk 40	wk 8	21
FIRST PRICE	<i>Rosy red petals; appears pink in bud. Strong, upright foliage.</i>	15"	15	5°C.	wk 52		35 - 45
		37 cm		9°C.	wk 43	wk 4	25
				Regular	wk 40	wk 8	21
FLASH POINT	<i>Bright pink buds open to warm red flowers. Semi-double.</i>	16"	16	5°C.	wk 48		35 - 45
		40 cm		9°C.	wk 43	wk 3	25
				Regular	wk 40	wk 7	21
FOXTROT	<i>Beautiful combination of white and salmon pink flowers; start white.</i>	14"	17	5°C.	wk 51		35 - 45
		35 cm.		9°C.	wk 43	wk 5	25
				Regular	wk 40	wk 9	21
FOXY FOXTROT	<i>Lemon yellow flowers have random brushed light salmon marks.</i>	14"	17	5°C.	wk 52		35 - 45
		35 cm.		9°C.	wk 43	wk 6	25
				Regular	wk 40	wk 10	21
LIMOUSINE	<i>Huge, cheerful sunny yellow flowers make a show. Upright foliage.</i>	18"	16	5°C.	wk 49		35 - 45
		45 cm.		9°C.	wk 43	wk 5	25
				Regular	wk 40	wk 9	23



FLASH POINT
(buds)



FLASH POINT
(fully open)



FOXTROT



FOXY FOXTROT



LIMOUSINE

Double Early Tulips

for Cut Flower Production





for Cut Flower Production

Double Early Tulips



MARGARITA



MONDIAL



MONSELLA



MONTE ORANGE



ORCA



PERTH



PISTE




QUEEN OF MARVEL

Double Early Variety	Description & Plant Characteristics	Natural Height	# Weeks Cold	Program:	Earliest Plant Week	Earliest Forcing	# Days To Force
MARGARITA	<i>Cherry plum flowers have weaker foliage. Best for early forcing only!</i>	17"		5°C.	wk 48		35 - 40
		42 cm.	12	9°C.	wk 43	wk 1	23
				Regular	wk 40	wk 5	21
MONDIAL	<i>Pure white semi-double flowers have upright foliage. Large buds.</i>	14"		5°C.	wk 48		35 - 45
		35 cm	15	9°C.	wk 43	wk 1	24
				Regular	wk 40	wk 5	21
MONSELLA	<i>Yellow semi-double flowers, unique red flames. Multi-flowering.</i>	16"		5°C.	wk 48		35 - 45
		40 cm	15	9°C.	wk 43	wk 1	30
				Regular	wk 40	wk 5	24
MONTE ORANGE	<i>Double orange flowers; outside petals are green; nice fragrance.</i>	17"		5°C.	wk 48		35 - 45
		42 cm.	16	9°C.	wk 43	wk 1	24
				Regular	wk 40	wk 5	20
ORCA	<i>Golden orange flowers have slight pink blush. Excellent for all seasons.</i>	16"		5°C.	wk 46		35 - 45
		40 cm	15	9°C.	wk 43	wk 3	25
				Regular	wk 40	wk 7	20
PERTH	<i>Ruffled, fringed lavender flowers. Very unique! Related to Queensland.</i>	14"		5°C.	N/R		
		35 cm	14	9°C.	wk 43	wk 5	25
				Regular	wk 40	wk 9	20
PISTE	<i>Cream color buds open to white flowers. Easy forcing for early. Strong!</i>	17"		5°C.	wk 48		35 - 45
		42 cm.	14	9°C.	wk 43	wk 3	24
				Regular	wk 40	wk 7	18
QUEEN OF MARVEL	<i>Hot pink flowers have lighter edges. Quite a unique show.</i>	14"		5°C.	wk 47		35 - 45
		35 cm	16	9°C.	wk 43	wk 4	25
				Regular	wk 40	wk 8	23



RED PRINCESS



SAMBUCA




SECRET PERFUME



9

Double Early Variety	Description & Plant Characteristics	Natural Height	# Weeks Cold	Program:	Earliest Plant Week	Earliest Forcing	# Days To Force
RED PRINCESS	<i>Tomato red petals are brushed lavender. Sport of Couleur Cardinal.</i>	13"	17	5°C.	N/R		
		32 cm		9°C.	wk 43	wk 5	24
				Regular	wk 40	wk 9	20
SAMBUCA	<i>Antique rose petals have wide white edges with green feathers. Large!</i>	15"	18	5°C.	wk 48		35 - 45
		37 cm		9°C.	wk 43	wk 5	25
				Regular	wk 40	wk 9	21
SECRET PERFUME	<i>Lemon yellow flowers are very fragrant, even in bud stage. Easy to force.</i>	15"	16	5°C.	wk 48		35 - 45
		37 cm		9°C.	wk 43	wk 5	23
				Regular	wk 40	wk 9	20
VALDIVIA	<i>Orange flowers have muted golden yellow edges. Very fragrant!</i>	15"	18	5°C.	wk 49		35 - 45
		37 cm		9°C.	wk 43	wk 4	25
				Regular	wk 40	wk 8	20
VERONA	<i>Shades of buttery yellow to cream flowers. Excellent keeping quality.</i>	16"	15	5°C.	wk 48		35 - 45
		40 cm.		9°C.	wk 43	wk 4	23
				Regular	wk 40	wk 8	20
VERONA SUNRISE	<i>Many shades of pink to gold feathered into cream edges. Sport of Verona.</i>	16"	15	5°C.	wk 48		35 - 45
		40 cm.		9°C.	wk 43	wk 5	25
				Regular	wk 40	wk 9	20
YELLOW MARGARITA	<i>Yellow. Note fewer cold weeks. Plants may get lanky. Force cool.</i>	17"	13	5°C.	wk 48		35 - 45
		42 cm		9°C.	wk 43	wk 3	25
				Regular	wk 40	wk 7	20



VALDIVIA



VERONA



VERONA SUNRISE



YELLOW MARGARITA

Double Early Tulips

for Cut Flower Production





10

for Cut Flower Production

Darwin Hybrid Tulips



APRICOT DELIGHT

Darwin Hybrid

flowers are among the largest Tulips. They have wider leaves; therefore, plant fewer bulbs per square yard or meter compared to other Tulips. They are also taller than most other forcing varieties. Because they need extra cooling, they start flowering later.



APRICOT IMPRESSION



APRICOT PRIDE



BANJA LUKA

BEAUTY OF APELDOORN

BIG LOVE

DARWIN HYBRID Variety	Description & Plant Characteristics	Natural Height	# Weeks Cold	Program:	Earliest Plant Week	Earliest Forcing	# Days To Force
APRICOT DELIGHT	<i>Pastel salmon flowers have white edges. Suggest to force slowly.</i>	18"	15	5°C.	wk 48		35 - 45
		45 cm.		9°C.	wk 43	wk 3	24
				Regular	wk 40	wk 7	18
APRICOT IMPRESSION	<i>Pastel orange flowers, have soft pink blush on outside of petals.</i>	18"	15	5°C.	wk 48		35 - 45
		45 cm.		9°C.	wk 43	wk 3	24
				Regular	wk 40	wk 7	18
APRICOT PRIDE	<i>Shades of apricot Italian ice with slight lemon blush. Upright foliage.</i>	18"	18	5°C.	wk 48		35 - 45
		45 cm.		9°C.	wk 43	wk 5	25
				Regular	wk 40	wk 9	23
BANJA LUKA	<i>Outer petals are yellow with heavy red markings. Inner petals are opposite.</i>	17"	19	5°C.	wk 48		
		42 cm		9°C.	wk 43	wk 5	25
				Regular	wk 40	wk 9	21
BEAUTY OF APELDOORN	<i>Golden yellow with feathered pink blush; each petal is different.</i>	17"	18	5°C.	N/R		35 - 45
		42 cm		9°C.	wk 43	wk 4	25
				Regular	wk 40	wk 8	21
BIG LOVE	<i>Pink petals are lighter on edges, purplish-blush on outside.</i>	16"	14	5°C.	wk 47		
		40 cm		9°C.	wk 43	wk 5	28
				Regular	wk 40	wk 9	24
BRONZE PRIDE	<i>Old rose petals feather into pink which further feather into yellow edges.</i>	17"	18	5°C.	wk 48		35 - 45
		42 cm		9°C.	wk 43	wk 4	25
				Regular	wk 40	wk 8	20
CORAL PRIDE	<i>Salmon red flowers have yellow edges blending into pink. Strong foliage.</i>	17"	18	5°C.	wk 48		35 - 45
		42 cm		9°C.	wk 43	wk 4	25
				Regular	wk 40	wk 8	20
DARWIORANGE	<i>Pure orange flowers, strong stems, heavy plant. Force slowly.</i>	17"	18	5°C.	wk 47		35 - 45
		42 cm		9°C.	wk 43	wk 4	25
				Regular	wk 40	wk 8	20

BRONZE PRIDE

CORAL PRIDE

DARWIORANGE



DAYDREAM



DESIGN IMPRESSION



GOLDEN PARADE



GUDOSHNIK



11

DARWIN HYBRID Variety	Description & Plant Characteristics	Natural Height	# Weeks Cold	Program:	Earliest Plant Week	Earliest Forcing	# Days To Force
DAYDREAM	<i>Beautiful large flowers open yellow then change to orange.</i>	16"	18	5°C.	wk 51		35 - 45
		40 cm.		9°C.	wk 43	wk 5	25
				Regular	wk 40	wk 9	20
DESIGN IMPRESSION	<i>Soft pink flowers have darker pink edges. Can be used for earlier and late.</i>	18"	15	5°C.	wk 48		35 - 45
		45 cm.		9°C.	wk 43	wk 3	24
				Regular	wk 40	wk 7	18
GOLDEN PARADE	<i>Solid yellow flowers have very fine red edges. Very strong, longlasting.</i>	23"	18	5°C.	wk 51		35 - 45
		47 cm.		9°C.	wk 43	wk 5	28
				Regular	wk 40	wk 9	23
GUDOSHNIK	<i>Orange flowers have irregular yellow brushed onto them.</i>	17"	17	5°C.	wk 52		35 - 45
		42 cm		9°C.	wk 43	wk 5	25
				Regular	wk 40	wk 9	21
HAKUUN	<i>These flowers are pure white. Radiant. Very strong variety.</i>	16"	16	5°C.	wk 48		35 - 45
		40 cm		9°C.	wk 43	wk 3	25
				Regular	wk 40	wk 7	21
LALIBELA	<i>Large orangy-red shiny flowers have upright foliage. Heavy plants.</i>	17"	14	5°C.	wk 47		35 - 45
		42 cm		9°C.	wk 43	wk 5	28
				Regular	wk 40	wk 9	24
MYSTIC VAN EIJK	<i>Cool pastel pink flowers have slight lavender blush on outsides.</i>	14"	14	5°C.	wk 49		35 - 45
		35 cm		9°C.	wk 43	wk 4	25
				Regular	wk 40	wk 8	20
OLLIOULES	<i>Flowers are soft baby pink with wide lighter edges. Heavy plants.</i>	22"	16	5°C.	wk 46		35 - 45
		35 cm		9°C.	wk 43	wk 3	25
				Regular	wk 40	wk 6	20
ORANGE PRIDE	<i>Salmon orange flowers have cream to yellow edges. Strong and sturdy.</i>	18"	18	5°C.	N/R		
		45 cm.		9°C.	wk 43	wk 4	25
				Regular	wk 40	wk 8	20
ORANGE VAN EIJK	<i>Pure orange flowers have lighter, almost golden edges and pink blush.</i>	14"	14	5°C.	wk 49		35 - 45
		35 cm		9°C.	wk 43	wk 4	25
				Regular	wk 40	wk 8	20



HAKUUN



LALIBELA

Darwin Hybrid Tulips

for Cut Flower Production



MYSTIC van EIJK



OLLIOULES



ORANGE PRIDE



ORANGE van EIJK





for Cut Flower Production

Darwin Hybrid Tulips



PARADE




PINK IMPRESSION



PINK PRIDE



PURPLE PRIDE



RED IMPRESSION



RED PRIDE



SALMON IMPRESSION

DARWIN HYBRID Variety	Description & Plant Characteristics	Natural Height	# Weeks Cold	Program:	Earliest Plant Week	Earliest Forcing	# Days To Force
PARADE	<i>Very large red flowers, darker bases. Upright foliage and strong stems.</i>	19"	18	5°C.	wk 51		35 - 45
		47 cm.		9°C.	wk 43	wk 4	25
				Regular	wk 40	wk 8	20
PINK IMPRESSION	<i>Light salmon pink with lighter edges. Good from early to late, slow forcing.</i>	18"	15	5°C.	wk 48		35 - 45
		45 cm.		9°C.	wk 43	wk 2	24
				Regular	wk 40	wk 6	18
PINK PRIDE	<i>Cool pink, white base. Dark green upright foliage, sturdy stems.</i>	18"	18	5°C.	wk 48		35 - 45
		45 cm.		9°C.	wk 43	wk 4	25
				Regular	wk 40	wk 8	20
PURPLE PRIDE	<i>Fuchsia purple petals have slight pink blush. Dark upright foliage.</i>	18"	18	5°C.	wk 48		35 - 45
		45 cm.		9°C.	wk 43	wk 4	25
				Regular	wk 40	wk 8	20
RED IMPRESSION	<i>Large, deep red flowers have strong stems and wide upright foliage.</i>	18"	15	5°C.	wk 48		35 - 45
		45 cm.		9°C.	wk 43	wk 3	24
				Regular	wk 40	wk 7	18
RED PRIDE	<i>Pure orangy red flowers. Dark green upright foliage, sturdy stems.</i>	18"	18	5°C.	wk 48		35 - 45
		45 cm.		9°C.	wk 43	wk 4	25
				Regular	wk 40	wk 8	20
SALMON IMPRESSION	<i>Pastel salmon flushed peach flowers. Upright foliage.</i>	18"	15	5°C.	wk 48		35 - 45
		45 cm.		9°C.	wk 43	wk 3	24
				Regular	wk 40	wk 7	18
SALMON VAN EIJK	<i>Soft salmon petals are slightly lighter at edges. Initially, plants are short.</i>	14"	14	5°C.	wk 49		35 - 45
		35 cm		9°C.	wk 43	wk 4	25
				Regular	wk 40	wk 8	20
WORLD'S FAVORITE	<i>Glowing red flowers have yellow edges. Very strong fern-green foliage.</i>	16"	16	5°C.	wk 48		35 - 45
		40 cm		9°C.	wk 43	wk 4	25
				Regular	wk 40	wk 7	20
YELLOW PRIDE	<i>Large glowing yellow flowers have orange feathered from edges.</i>	18"	18	5°C.	wk 48		35 - 45
		45 cm.		9°C.	wk 43	wk 4	25
				Regular	wk 40	wk 8	20



SALMON van EIJK



WORLD'S FAVORITE



YELLOW PRIDE



ACE OF SPADES

Triumph

Tulips is the largest group of single flowers which can be forced from early to late. They have a large range of colors; some are fringed (see also page 34). Most can be used Hydroponically (see index, pages 33, 34). Triumph Tulips vary in height, so make sure you select those varieties which fill your height requirements (see columns).



ANTARCTICA



13

TRIUMPH Variety	Description & Plant Characteristics	Natural Height	# Weeks Cold	Program:	Earliest Plant Week	Earliest Forcing	# Days To Force
ACE OF SPADES (Bizar)	<i>Blood red to burgundy flowers. Upright foliage. A "Strong Gold" variety. Excellent!</i>	16"	15	5°C.	wk 46		35 - 45
		40 cm		9°C.	wk 43	wk 1	23
				Regular	wk 40	wk 5	20
ANTARCTICA	<i>Pure white flowers have creamy bases, upright foliage. Strong.</i>	17"	15	5°C.	wk 47		35 - 45
		42 cm		9°C.	wk 43	wk 1	24
				Regular	wk 40	wk 5	20
ANTARCTICA FLAME	<i>Pure white flowers have distinct lemon yellow flames. Strong.</i>	17"	15	5°C.	wk 47		35 - 45
		42 cm		9°C.	wk 43	wk 2	24
				Regular	wk 40	wk 6	20
APRICOT FOXX	<i>Muted apricot flowers have wide light yellow edges which darken as the flowers open.</i>	16"	16	5°C.	wk 46		35 - 45
		40 cm		9°C.	wk 43	wk 3	25
				Regular	wk 40	wk 7	20
ARMANI	<i>Intense dark red petals have white edges. Short plants if forced early.</i>	17"	17	5°C.	wk 47		35 - 45
		42 cm		9°C.	wk 43	wk 2	25
				Regular	wk 40	wk 6	20
ATTILA	<i>Violet purple flowers have lighter edges. Best for mid to later forcing.</i>	16"	16	5°C.	wk 51		35 - 45
		40 cm		9°C.	wk 43	wk 4	22
				Regular	wk 40	wk 8	20
AYAAN	<i>Beautiful velvety dark red flowers. Not too heavy foliage.</i>	15"	17	5°C.	wk 48		35 - 45
		37 cm		9°C.	wk 43	wk 2	25
				Regular	wk 40	wk 6	20
BARCELONA	<i>Warm fuchsia pink flowers on strong stems. For late cut.</i>	15"	17	5°C.	wk 47		35 - 45
		37 cm		9°C.	wk 43	wk 4	25
				Regular	wk 40	wk 8	20



ANTARCTICA
FLAME



APRICOT FOXX



ATTILA



ARMANI



AYAAN



BARCELONA

Triumph Tulips

for Cut Flower Production





14



BEAUTY TREND



BROWN SUGAR




CARNIVAL DE RIO



for Cut Flower Production

Triumph Tulips



BOLROYAL PINK




CANASTA



CAROLA

TRIUMPH Variety	Description & Plant Characteristics	Natural Height	# Weeks Cold	Program:	Earliest Plant Week	Earliest Forcing	# Days To Force
BEAUTY TREND	<i>White petals have deep pink edges which feather over flower.</i>	15"	15	5°C.	wk 50		35 - 45
		37 cm.		9°C.	wk 43	wk 4	25
		Regular		wk 40	wk 8	21	
BOLROYAL PINK	<i>Large white base feathers up into deep pink. Can stay short.</i>	14"	16	5°C.	wk 49		35 - 45
		35 cm.		9°C.	wk 43	wk 3	25
		Regular		wk 40	wk 7	20	
BROWN SUGAR	<i>Burnt orange flowers have yellow edges, black base.</i>	16"	16	5°C.	wk 47		35 - 45
		40 cm.		9°C.	wk 43	wk 3	25
		Regular		wk 40	wk 7	20	
CANASTA	<i>Tomato red, white fringed tip. Short; forces best from mid to late.</i>	12"	14	5°C.	wk 49		35 - 45
		30 cm.		9°C.	wk 43	wk 3	23
		Regular		wk 40	wk 7	20	
CARNIVAL DE RIO	<i>White flowers have red flames. Upright foliage with yellow edges.</i>	16"	18	5°C.	wk 49		35 - 45
		40 cm.		9°C.	wk 43	wk 4	25
		Regular		wk 40	wk 8	21	
CAROLA	<i>Pleasant pink flowers have brushed look, deeper at base. Superb!</i>	16"	16	5°C.	wk 49		35 - 45
		40 cm.		9°C.	wk 43	wk 3	25
		Regular		wk 40	wk 7	20	
CARRE	<i>Purple flowers gradually get lighter to tips. White veins. Strong!</i>	16"	16	5°C.	wk 48		35 - 45
		40 cm.		9°C.	wk 43	wk 4	25
		Regular		wk 40	wk 8	20	
CHRISTMAS GIFT	<i>Red petals have wide white edges. Heavy foliage, not for early.</i>	15"	14	5°C.	wk 46		35 - 45
		37 cm.		9°C.	wk 43	wk 2	23
		Regular		wk 40	wk 6	20	
CONTINENTAL	<i>Almost black tulip is slightly lighter at edges. Striking dark stems.</i>	15"	16	5°C.	wk 48		35 - 45
		37 cm.		9°C.	wk 43	wk 3	25
		Regular		wk 40	wk 7	20	
CUMMINS	<i>Magenta violet flowers have irregular white fringed edges.</i>	16"	17	5°C.	wk 51		35 - 45
		40 cm.		9°C.	wk 43	wk 6	25
		Regular		wk 40	wk 10	20	



Ednie Flower Bulbs



CARRE



CHRISTMAS GIFT



CONTINENTAL



CUMMINS



CURLY SUE



DAVENPORT



DELTA STORM



15

TRIUMPH Variety	Description & Plant Characteristics	Natural Height	# Weeks Cold	Program:	Earliest Plant Week	Earliest Forcing	# Days To Force
CURLY SUE	<i>Beetroot violet flowers have fringed edges. For late forcing only.</i>	15"	17	5°C.	wk 51		40 - 45
		37 cm.		9°C.	wk 43	wk 5	26
				Regular	wk 40	wk 9	22
DAVENPORT	<i>Orangy red petals have yellow fringed tips. Strong upright foliage.</i>	14"	17	5°C.	wk 51		40 - 45
		35 cm.		9°C.	wk 43	wk 6	24
				Regular	wk 40	wk 10	18
DELTA STORM	<i>Pleasant butternut yellow flowers have brushed look. Excellent!</i>	16"	15	5°C.	wk 46		35 - 45
		40 cm.		9°C.	wk 43	wk 3	26
				Regular	wk 40	wk 7	20
DELTA SUGAR	<i>Vivid pink petals have brushed lavender flames. Excellent!</i>	16"	15	5°C.	wk 48		35 - 45
		40 cm.		9°C.	wk 43	wk 6	25
				Regular	wk 40	wk 9	21
DONATELLO	<i>Pure white flowers feather into light candy pink edges.</i>	16"	15	5°C.	wk 48		35 - 45
		40 cm.		9°C.	wk 43	wk 4	25
				Regular	wk 40	wk 8	21
DOW JONES	<i>Cardinal red flowers have vivid yellow edges. Great for all seasons.</i>	16"	15	5°C.	wk 46		35 - 40
		40 cm.		9°C.	wk 43	wk 1	24
				Regular	wk 40	wk 5	20
DYNASTY	<i>Lower half of petals is primarily white, pink on top half. Best mid to late.</i>	16"	14	5°C.	wk 46		35 - 45
		40 cm.		9°C.	wk 43	wk 2	22
				Regular	wk 40	wk 6	18
ENDURANCE	<i>Magenta purple flowers are long lasting. Strong! Upright foliage.</i>	16"	16	5°C.	wk 48		35 - 45
		40 cm.		9°C.	wk 43	wk 3	25
				Regular	wk 40	wk 7	20
FIRST STAR	<i>Nice Valentine red flowers are slightly lighter at edges. A "Work Horse".</i>	16"	16	5°C.	wk 50		35 - 45
		40 cm.		9°C.	wk 43	wk 4	23
				Regular	wk 40	wk 8	20
FLAMING FLAG	<i>Very light lavender flowers open pure white with narrow purple flame.</i>	15"	15	5°C.	wk 47		35 - 42
		37 cm.		9°C.	wk 43	wk 2	24
				Regular	wk 40	wk 6	20



DELTA SUGAR



DONATELLA



DOW JONES

Triumph Tulips

for Cut Flower Production



DYNASTY



ENDURANCE




FIRST STAR



FLAMING FLAG





GABRIELLA



GARDEN PARTY




GAVOTA



HONEYMOON

for Cut Flower Production

Triumph Tulips



ILE DE FRANCE



IMENA




JACKPOT

TRIUMPH Variety	Description & Plant Characteristics	Natural Height	# Weeks Cold	Program:	Earliest Plant Week	Earliest Forcing	# Days To Force
GABRIELLA	<i>Ice pink petals have white edges. Strong, compact plant. Superb variety.</i>	15"	15	5°C.	wk 47		35 - 45
		37 cm.		9°C.	wk 43	wk 2	23
		Regular		wk 40	wk 6	20	
GARDEN PARTY	<i>Pink flowers have distinct white flames. Plant fewer bulbs per sq. yard/meter.</i>	15"	17	5°C.	wk 50		35 - 45
		37 cm.		9°C.	wk 43	wk 5	27
		Regular		wk 40	wk 9	22	
GAVOTA	<i>Striking burgundy red flowers with creamy yellow edges.</i>	15"	18	5°C.	N/R		
		37 cm		9°C.	wk 43	wk 3	23
		Regular		wk 40	wk 7	20	
HONEYMOON	<i>Pure white flowers have white crystal-like edges. Not for early.</i>	15"	18	5°C.	wk 49		35 - 45
		37 cm		9°C.	wk 43	wk 2	23
		Regular		wk 40	wk 6	20	
ILE DE FRANCE	<i>Large, deep cardinal red flowers. Strong, upright foliage. For all seasons.</i>	17"	18	5°C.	wk 46		35 - 45
		42 cm		9°C.	wk 43	wk 2	24
		Regular		wk 40	wk 6	20	
IMENA	<i>Magenta flowers have lighter fringed edges, darker towards base.</i>	15"	16	5°C.	wk 01		35 - 45
		37 cm		9°C.	wk 43	wk 6	28
		Regular		wk 40	wk 10	24	
JACKPOT	<i>Smaller deep maroon red flowers have contrasting pure white edges.</i>	14"	16	5°C.	wk 49		35 - 45
		35 cm		9°C.	wk 43	wk 5	28
		Regular		wk 40	wk 9	20	
JACUZZI	<i>Pastel lavender flowers have purple edges. Very unique flowers.</i>	15"	18	5°C.	wk 48		35 - 45
		37 cm		9°C.	wk 43	wk 5	28
		Regular		wk 40	wk 8	24	
JUMBO PINK	<i>Pink flowers have soft pink to white brushed into edges. Best for early.</i>	16"	15	5°C.	wk 47		35 - 45
		40 cm		9°C.	wk 43	wk 2	24
		Regular		wk 40	wk 6	20	



JACUZZI



JUMBO PINK



LAMBADA



LAPTOP



LEEN VAN DER MARK



17

TRIUMPH Variety	Description & Plant Characteristics	Natural Height	# Weeks Cold	Program:	Earliest Plant Week	Earliest Forcing	# Days To Force
LAMBADA	<i>Brushed pastel orange with yellow, deeply fringed edges. Later only.</i>	15"	18	5°C.	wk 52		35 - 45
		37 cm		9°C.	wk 43	wk 6	28
				Regular	wk 40	wk 10	24
LAPTOP	<i>Reddish purple buds lighten as they open. Strong stems.</i>	14"	15	5°C.	wk 49		35 - 45
		35 cm		9°C.	wk 43	wk 2	25
				Regular	wk 40	wk 6	20
LEEN VAN DER MARK	<i>Tomato red flowers have broad, pure white edges. Great for all seasons.</i>	15"	16	5°C.	wk 46		35 - 45
		37 cm.		9°C.	wk 43	wk 1	26
				Regular	wk 40	wk 5	21
LINGERIE	<i>White with broad salmon pink fringed edges. Beautiful. Best for late.</i>	14"	16	5°C.	wk 49		35 - 45
		35 cm		9°C.	wk 43	wk 5	22
				Regular	wk 40	wk 9	20
LOUVRE	<i>Pink flowers have distinct veins and narrow fringed white edges. Late.</i>	15"	16	5°C.	wk 50		35 - 45
		37 cm		9°C.	wk 43	wk 5	28
				Regular	wk 40	wk 9	24
MANGO CHARM	<i>Apple blossom pink, pale lemon color edges. Great for all seasons.</i>	15"	18	5°C.	wk 46		35 - 45
		37 cm		9°C.	wk 43	wk 1	26
				Regular	wk 40	wk 5	21
MASCARA	<i>Maroon red flowers are slightly lighter at edges. Strong, upright foliage.</i>	15"	15	5°C.	N/R		
		37 cm		9°C.	wk 43	wk 3	26
				Regular	wk 40	wk 7	22
MATCH	<i>Large flowers are cream on lower half brushed into red top. Strong!</i>	16"	16	5°C.	wk 48		35 - 45
		40 cm		9°C.	wk 43	wk 5	26
				Regular	wk 40	wk 9	22
MILKSHAKE	<i>Hot pink flowers have touch of white on tips. Tall, strong upright foliage.</i>	19"	15	5°C.	N/R		
		47 cm		9°C.	wk 43	wk 5	28
				Regular	wk 40	wk 9	24



LINGERIE



LOUVRE



MANGO CHARM



MASCARA



MATCH



MILKSHAKE

Triumph Tulips

for Cut Flower Production





18




MISTRESS MYSTIC



NEGLIGEE




NEGRITA



NOVI-STAR



PALLADA



PASSIONALE




PAUL SCHERER



PINK FLAG



PRINCESS IRENE



PURPLE CRYSTAL

TRIUMPH Variety	Description & Plant Characteristics	Natural Height	# Weeks Cold	Program:	Earliest Plant Week	Earliest Forcing	# Days To Force
MISTRESS MYSTIC	<i>Smoky pink flowers have brushed light lavender on edges.</i>	15"	15	5°C.	N/R		
		37 cm		9°C.	wk 43	wk 4	24
		Regular		wk 40	wk 8	20	
NEGLIGEE	<i>Pure white flowers have very ruffly hot pink fringed edges. Strong.</i>	16"	15	5°C.	wk 48		35 - 45
		40 cm.		9°C.	wk 43	wk 4	27
		Regular		wk 40	wk 8	24	
NEGRITA	<i>Pleasant magenta purple flowers. Strong, but best for early.</i>	15"	15	5°C.	wk 48		35 - 45
		37 cm.		9°C.	wk 43	wk 2	24
		Regular		wk 40	wk 6	18	
NOVI-STAR	<i>Red on outside, golden yellow on insides. Thick yellow fringe.</i>	14"	16	5°C.	wk 49		35 - 45
		35 cm.		9°C.	wk 43	wk 4	27
		Regular		wk 40	wk 8	24	
PALLADA	<i>Rich red flowers have black bases. Super strong. Compact plants.</i>	15"	17	5°C.	wk 46		35 - 45
		37 cm		9°C.	wk 43	wk 1	24
		Regular		wk 40	wk 5	18	
PASSIONALE	<i>Violet purple flowers are lighter at edges, fine white tips. Smaller flower.</i>	14"	15	5°C.	wk 50		35 - 45
		35 cm.		9°C.	wk 43	wk 2	24
		Regular		wk 40	wk 6	18	
PAUL SCHERER	<i>Dark maroon flowers are nearly black. Strong stems.</i>	14"	14	5°C.	wk 49		35 - 45
		35 cm.		9°C.	wk 43	wk 6	28
		Regular		wk 40	wk 10	24	
PINK FLAG	<i>Hot pink flowers have wide deep fuschia flames.</i>	15"	15	5°C.	wk 46		35 - 45
		37 cm.		9°C.	wk 43	wk 2	24
		Regular		wk 40	wk 6	19	
PRINCESS IRENE	<i>Orange flowers have distinct purple flames. Strong stems.</i>	16"	16	5°C.	wk 47		35 - 45
		40 cm.		9°C.	wk 43	wk 4	25
		Regular		wk 40	wk 7	20	
PURPLE CRYSTAL	<i>Beetroot purple flowers are heavily fringed. Small white base.</i>	16"	16	5°C.	wk 47		35 - 45
		40 cm.		9°C.	wk 43	wk 4	25
		Regular		wk 40	wk 7	20	

for Cut Flower Production

Triumph Tulips



PURPLE FLAG



REJOYCE



REPLAY



19

TRIUMPH Variety	Description & Plant Characteristics	Natural Height	# Weeks Cold	Program:	Earliest Plant Week	Earliest Forcing	# Days To Force
PURPLE FLAG	<i>Orchid purple flowers have strong stems, upright foliage.</i>	15"	15	5°C.	wk 46		35 - 45
		37 cm.		9°C.	wk 43	wk 2	24
				Regular	wk 40	wk 6	19
REJOYCE	<i>White flowers turn cream. Pink edges feather into white. Later.</i>	18"	14	5°C.	wk 48		35 - 45
		45 cm.		9°C.	wk 43	wk 5	28
				Regular	wk 40	wk 9	24
REPLAY	<i>Tomato red flowers have narrow yellow edges. Heavy plant, strong.</i>	16"	14	5°C.	wk 47		35 - 45
		40 cm.		9°C.	wk 43	wk 2	25
				Regular	wk 40	wk 6	21
RODEO DRIVE	<i>Christmas red flowers. Possible for Christmas forcing.</i>	15"	14	5°C.	wk 45		35 - 40
		37 cm		9°C.	wk 43	wk 1	21
				Regular	wk 40	wk 5	18
ROMAN EMPIRE	<i>Tomato red flowers have very wide white edges. Needs extra water!</i>	18"	15	5°C.	N/R		
		45 cm.		9°C.	wk 43	wk 3	25
				Regular	wk 40	wk 7	21
SALMON JIMMY	<i>Brushed pink over orange flowers; narrow yellow edges. Not for early.</i>	13"	16	5°C.	wk 50		40 - 45
		32 cm.		9°C.	wk 43	wk 4	28
				Regular	wk 40	wk 8	24
SLAWA	<i>Unique maroon flowers have distinct tinged pink edges. Upright foliage.</i>	15"	16	5°C.	50		35 - 45
		37 cm		9°C.	wk 43	wk 4	25
				Regular	wk 40	wk 8	21
SPRYNG BREAK	<i>White flowers with red edges reverse colors as they open. Mid to late.</i>	14"	16	5°C.	wk 49		35 - 45
		35 cm.		9°C.	wk 43	wk 4	25
				Regular	wk 40	wk 8	21
SPRYNG TIDE	<i>Red flowers are hot pink on outsides. Best for mid to late forcing.</i>	14"	16	5°C.	wk 49		35 - 45
		35 cm.		9°C.	wk 43	wk 4	25
				Regular	wk 40	wk 8	21



RODEO DRIVE



ROMAN EMPIRE



SALMON JIMMY


Triumph Tulips for Cut Flower Production



SLAWA



SPRYNG BREAK



SPRYNG TIDE






20



STRONG GOLD



STRONG LOVE



SUNRISE DYNASTY



UPDATE



WASHINGTON



WHITE FLAG



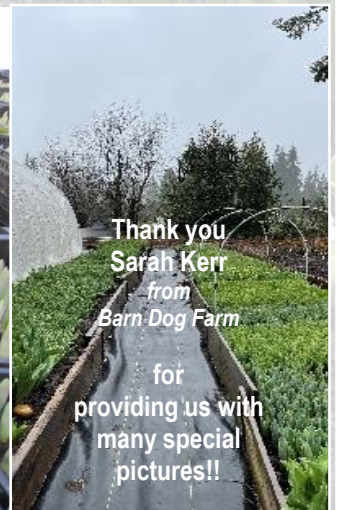
YELLOW VALERY



TOM POUCE


TRIUMPH Variety	Description & Plant Characteristics	Natural Height	# Weeks Cold	Program:	Earliest Plant Week	Earliest Forcing	# Days To Force
STRONG GOLD	<i>Large pure golden yellow flowers. Strong! Best for mid to late forcing.</i>	18" 45 cm.	16	5°C.	wk 46		35 - 45
				9°C.	wk 43	wk 3	25
				Regular	wk 40	wk 7	20
STRONG LOVE	<i>Large Valentine red, hints of purple on petals. Strong! Mid to late.</i>	18" 45 cm.	16	5°C.	wk 46		35 - 45
				9°C.	wk 43	wk 3	25
				Regular	wk 40	wk 7	20
SUNRISE DYNASTY	<i>Flowers have yellow base with a blend of orange, pink, and yellow petals.</i>	18" 45 cm.	14	5°C.	wk 46		35 - 45
				9°C.	wk 43	wk 2	24
				Regular	wk 40	wk 6	20
TOM POUCE	<i>Refreshing pink flowers are light yellow at base. Sport of Dynasty.</i>	16" 40 cm.	14	5°C.	wk 46		35 - 45
				9°C.	wk 43	wk 2	22
				Regular	wk 40	wk 6	18
UPDATE	<i>Pure white flowers have faint pink blush on outside. Very strong!!</i>	17" 42 cm	15	5°C.	wk 48		35 - 45
				9°C.	wk 43	wk 3	23
				Regular	wk 40	wk 7	19
WASHINGTON	<i>Yellow flowers have narrow red flames. Heavy plants for all seasons.</i>	16" 40 cm.	16	5°C.	wk 46		35 - 45
				9°C.	wk 43	wk 2	22
				Regular	wk 40	wk 6	18
WHITE FLAG	<i>These white flowers are slightly plump. Strong plants; fewer leaves.</i>	15" 37 cm.	15	5°C.	wk 46		35 - 45
				9°C.	wk 43	wk 2	24
				Regular	wk 40	wk 6	19
YELLOW VALERY	<i>Buttercup yellow petals are slightly darker on insides. Fringed</i>	15" 37 cm.	18	5°C.	wk 52		35 - 45
				9°C.	wk 43	wk 4	28
				Regular	wk 40	wk 8	24

Triumph Tulips for Cut Flower Production



Thank you
Sarah Kerr
from
Barn Dog Farm

for
providing us with
many special
pictures!!




AKEBONO



AMAZING GRACE



ANGELIQUE



DOUBLE LATE Variety	Description & Plant Characteristics	Natural Height	# Weeks Cold	Program:	Earliest Plant Week	Earliest Forcing	# Days To Force
AKEBONO	<i>Gold to lemon yellow with fine orange edge. Buds are slightly red.</i>	18"	16	5°C.	wk 51		35 - 45
		45 cm.		9°C.	wk 43	wk 5	25
				Regular	wk 40	wk 8	21
AMAZING GRACE	<i>Medium pink flowers open to lighter pink with white edges.</i>	16"	16	5°C.	wk 48		35 - 45
		40 cm.		9°C.	wk 43	wk 4	25
				Regular	wk 40	wk 9	23
ANGELIQUE	<i>Salmon pink pastel tones open lighter. Not the easiest forcing variety.</i>	14"	17	5°C.	wk 50		35 - 45
		35 cm		9°C.	wk 43	wk 6	27
				Regular	wk 40	wk 10	23
ANTRACIET	<i>Deep red flowers are burgundy towards the base. Very good forcer.</i>	14"	15	5°C.	wk 52		35 - 45
		35 cm		9°C.	wk 43	wk 6	25
				Regular	wk 40	wk 10	20
AVEYRON	<i>Layers of hot pink flowers have white feathered into edges.</i>	18"	16	5°C.	N/R		
		45 cm.		9°C.	wk 43	wk 4	25
				Regular	wk 40	wk 9	20
BACKPACKER	<i>Violet purple flowers have darker veins and flames.</i>	18"	16	5°C.	wk 48		35 - 45
		45 cm.		9°C.	wk 43	wk 4	25
				Regular	wk 40	wk 9	20
BLACK HERO	<i>Mahogany red with prominent veins and light green marking on outside.</i>	18"	15	5°C.	wk 02		40 - 45
		45 cm.		9°C.	wk 43	wk 8	28
				Regular	wk 40	wk 12	25
BLUE DIAMOND	<i>Deep magenta flowers, slight purple feathering on edges.</i>	14"	15	5°C.	wk 50		35 - 45
		35 cm		9°C.	wk 43	wk 5	25
				Regular	wk 40	wk 9	20
BLUE WOW	<i>Bluish purple fully double flowers have some green on outer petals.</i>	18"	16	5°C.	wk 46		35 - 45
		45 cm.		9°C.	wk 43	wk 5	25
				Regular	wk 40	wk 9	20



ANTRACIET



AVEYRON



BACKPACKER

Double Late Tulips

for Cut Flower Production



BLACK HERO



BLUE DIAMOND

Double Late
 Tulips are fully double therefore also called "peony Tulips". Some shapes are very unique like no other group of Tulips (see the Ice Cream varieties).
 As the name indicates, they are best for later forcing.



BLUE WOW





BRISBANE



CHARMING BEAUTY



CHARMING LADY



CHATO



COPPER IMAGE



CRANBERRY THISTLE



CRISPION SWEET



DOUBLE FOCUS

DOUBLE LATE Variety	Description & Plant Characteristics	Natural Height	# Weeks Cold	Program:	Earliest Plant Week	Earliest Forcing	# Days To Force
BRISBANE	<i>Deep salmon orange petals are fringed yellow.</i>	12"	18	5°C.	wk 50		35 - 45
		30 cm.		9°C.	wk 43	wk 6	24
		Regular		wk 40	wk 10	18	
CHARMING BEAUTY	<i>Pastel orange flowers are cream color towards base. Sport of Angelique.</i>	18"	18	5°C.	wk 51		35 - 45
		45 cm.		9°C.	wk 43	wk 6	26
		Regular		wk 40	wk 10	20	
CHARMING LADY	<i>Flowers are randomly baby salmon and cream. Sister to Charming Lady.</i>	20"	18	5°C.	wk 50		35 - 45
		50 cm.		9°C.	wk 43	wk 5	25
		Regular		wk 40	wk 9	21	
CHATO	<i>Valentine red buds open pink. Strong and heavy plants. Best for late.</i>	14"	15	5°C.	wk 50		35 - 45
		35 cm.		9°C.	wk 43	wk 5	25
		Regular		wk 40	wk 9	21	
COPPER IMAGE	<i>Coppery orange flowers are darker at base and lighter on edges.</i>	18"	18	5°C.	wk 49		35 - 45
		45 cm.		9°C.	wk 43	wk 5	25
		Regular		wk 40	wk 9	21	
CRANBERRY THISTLE	<i>Blood red flowers have fringed edges; small white tips.</i>	14"	16	5°C.	wk 51		35 - 45
		35 cm.		9°C.	wk 43	wk 6	26
		Regular		wk 40	wk 10	20	
CRISPION SWEET	<i>Medium pink fully double flowers have ruffy fringed edges.</i>	13"	17	5°C.	wk 51		35 - 45
		32 cm.		9°C.	wk 43	wk 6	26
		Regular		wk 40	wk 10	20	
DOUBLE FOCUS	<i>Tomato red with broad yellow edges and yellow veins. Sport of Wirosa.</i>	12"	17	5°C.	wk 51		35 - 45
		30 cm.		9°C.	wk 43	wk 6	26
		Regular		wk 40	wk 10	20	
DOUBLE SUGAR	<i>Deep rose outer petals and white petals towards center.</i>	14"	16	5°C.	wk 50		35 - 45
		35 cm.		9°C.	wk 43	wk 5	25
		Regular		wk 40	wk 9	20	
DOUBLE YOU	<i>Neon pink petals have red blush on outside, slight white tips.</i>	13"	18	5°C.	wk 51		35 - 45
		32 cm.		9°C.	wk 43	wk 8	28
		Regular		wk 40	wk 12	24	



DOUBLE SUGAR



DOUBLE YOU

for Cut Flower Production

Double Late Tulips




DREAM TOUCH



DRUMLINE



FINOLA




GUDOSHNIK DOUBLE




23

DOUBLE LATE Variety	Description & Plant Characteristics	Natural Height	# Weeks Cold	Program:	Earliest Plant Week	Earliest Forcing	# Days To Force
DREAM TOUCH	<i>Flowers are shades of plum and beetroot purple, fine white edges.</i>	16"	18	5°C.	wk 49		35 - 45
		40 cm.		9°C.	wk 43	wk 3	24
				Regular	wk 40	wk 6	18
DRUMLINE	<i>Deep tomato red flowers have broad white edges. Strong upright foliage.</i>	20"	18	5°C.	wk 46		35 - 45
		50 cm.		9°C.	wk 43	wk 3	26
				Regular	wk 40	wk 6	20
FINOLA	<i>The other Angelique. A little darker and stronger than Angelique.</i>	14"	18	5°C.	wk 50		35 - 45
		35 cm.		9°C.	wk 43	wk 6	25
				Regular	wk 40	wk 10	21
GUDOSHNIK DOUBLE	<i>Unique blend of yellow, peach, and raspberry streaked together.</i>	14"	14	5°C.	wk 01		35 - 45
		35 cm.		9°C.	wk 43	wk 9	25
				Regular	wk 40	wk 13	21
HAPPY UPSTAR	<i>Primarily white flowers have pastel pink blended on edges.</i>	16"	18	5°C.	wk 50		35 - 45
		40 cm.		9°C.	wk 43	wk 4	25
				Regular	wk 40	wk 8	21
ICE CREAM	<i>Hot pink outer petals. Pure white center petals pop a little higher.</i>	16"	18	5°C.	N/R		
		40 cm.		9°C.	N/R		
				Regular	wk 40	wk 10	28
ICE CREAM BANANA	<i>Raspberry outer petals with yellow inner petals which rise above others.</i>	16"	18	5°C.	N/R		
		40 cm.		9°C.	N/R		
				Regular	wk 40	wk 10	28
ICE CREAM STRAWBERRY	<i>Base petals are green, white center petals are pink and taller.</i>	15"	18	5°C.	N/R		
		37 cm.		9°C.	N/R		
				Regular	wk 40	wk 10	28
ICOON	<i>Vivid orange, darker blush on outside, fine golden edge. Easy forcer.</i>	15"	13	5°C.	wk 46		35 - 45
		37 cm.		9°C.	wk 43	wk 4	25
				Regular	wk 40	wk 8	20
JONQUIERES	<i>White with random deep pink markings which increase as flowers age.</i>	22"	18	5°C.	N/R		
		55 cm		9°C.	wk 43	wk 4	25
				Regular	wk 40	wk 9	20




HAPPY UPSTAR



ICOON



JONQUIERES



ICE CREAM BANANA



ICE CREAM



ICE CREAM STRAWBERRY

Double Late Tulips

for Cut Flower Production






KATINKA



LA BELLE EPOQUE



MASCOTTE

for Cut Flower Production


Double Late Tulips



MIRANDA



MOUNT TACOMA



NEGRITA DOUBLE



ORANGE PRINCESS

DOUBLE LATE Variety	Description & Plant Characteristics	Natural Height	# Weeks Cold	Program:	Earliest Plant Week	Earliest Forcing	# Days To Force
KATINKA	<i>Cool pink petals feather into wide white edges.</i>	15"	17	5°C.	N/R		
		37 cm		9°C.	wk 43	wk 6	28
				Regular	wk 40	wk 10	24
LA BELLE EPOQUE	<i>Flowers are very soft peach and cream. Prominent veins.</i>	18"	18	5°C.	N/R		
		45 cm		9°C.	wk 43	wk 3	25
				Regular	wk 40	wk 6	20
MASCOTTE	<i>Deep raspberry violet flowers are fringed with some white.</i>	15"	15	5°C.	N/R		
		37 cm		9°C.	wk 43	wk 4	25
				Regular	wk 40	wk 8	21
MIRANDA	<i>Rich tomato red, black base. Sport of Apeldoorn. Outside forcing only.</i>	14"	20	5°C.	N/R		
		35 cm		9°C.	N/R		
				Regular	wk 40	wk 12	25
MOUNT TACOMA	<i>Pure white flowers have strong stems. Heavy foliage. For late only.</i>	16"	18	5°C.	wk 03		40 - 45
		40 cm.		9°C.	wk 43	wk 8	28
				Regular	wk 40	wk 12	24
NEGRITA DOUBLE	<i>Mulberry red flowers lighten in color as they fully open.</i>	15"	18	5°C.	wk 03		40 - 45
		37 cm		9°C.	wk 43	wk 8	28
				Regular	wk 40	wk 12	24
ORANGE PRINCESS	<i>Yellow orange flowers; prominent veins and yellow edges. Late.</i>	13"	17	5°C.	wk 03		40 - 45
		32 cm		9°C.	wk 43	wk 8	28
				Regular	wk 40	wk 12	24
PINK STAR	<i>Cool pink petals are mixed with icy pink petals. Strong!</i>	13"	17	5°C.	wk 50		40 - 45
		32 cm		9°C.	wk 43	wk 6	28
				Regular	wk 40	wk 10	24
PRINCESS UNIQUE	<i>Red orange flowers have random yellow markings. Very tall and late.</i>	26"	18	5°C.	N/R		
		65 cm		9°C.	wk 43	wk 8	28
				Regular	wk 40	wk 12	24
QUEENSLAND	<i>Warm pink tone flowers have ruffled white fringed edges. Strong!</i>	14"	17	5°C.	N/R		
		35 cm		9°C.	wk 43	wk 5	25
				Regular	wk 40	wk 9	22




PINK STAR



PRINCESS UNIQUE



QUEENSLAND



RENOWN UNIQUE



SENSUAL TOUCH



SNOW CRYSTAL



SUGAR CRYSTAL



25

DOUBLE LATE Variety	Description & Plant Characteristics	Natural Height	# Weeks Cold	Program:	Earliest Plant Week	Earliest Forcing	# Days To Force
RENOWN UNIQUE	<i>Deep salmon pink flowers have prominent veins and lighter edges.</i>	26"	18	5°C.	wk 49		40 - 45
		65 cm		9°C.	wk 43	wk 6	28
				Regular	wk 40	wk 10	24
SENSUAL TOUCH	<i>Burnt butter orangy flowers have small yellow fringe.</i>	15"	18	5°C.	wk 51		40 - 45
		37 cm		9°C.	wk 43	wk 6	28
				Regular	wk 40	wk 10	24
SNOW CRYSTAL	<i>Pure white balls of ice cream with coconut sprinkles. Fringed.</i>	14"	17	5°C.	wk 50		35 - 45
		35 cm.		9°C.	wk 43	wk 6	28
				Regular	wk 40	wk 10	24
SUGAR CRYSTAL	<i>Outer petals are pink with white fringed edges; white centers.</i>	14"	17	5°C.	wk 51		35 - 45
		35 cm.		9°C.	wk 43	wk 6	28
				Regular	wk 40	wk 10	24
SUN LOVER	<i>Shades of golden orange to golden yellow surround a dark base.</i>	18"	18	5°C.	wk 50		35 - 45
		45 cm.		9°C.	wk 43	wk 6	28
				Regular	wk 40	wk 10	24
SUNSET TROPICAL	<i>Salmon pinks blend into pastel orange edges. Compact. Longlasting.</i>	13"	17	5°C.	N/R		
		32 cm		9°C.	wk 43	wk 4	25
				Regular	wk 40	wk 8	21
UNCLE TOM	<i>Dark blood red Peony flowers. Sturdy! Best for later forcing.</i>	14"	17	5°C.	wk 51		35 - 45
		35 cm		9°C.	wk 43	wk 6	28
				Regular	wk 40	wk 10	24
VOGUE	<i>Magenta pink with dark veins and outsides. Good for mid and late.</i>	16"	16	5°C.	wk 01		35 - 45
		40 cm.		9°C.	wk 43	wk 4	25
				Regular	wk 40	wk 8	21
WHITE HEART	<i>Pure white petals form a swirl. Upright, "Hosta" leaves.</i>	16"	17	5°C.	wk 50		35 - 45
		40 cm.		9°C.	wk 43	wk 6	28
				Regular	wk 40	wk 10	24
YELLOW POMPONETTE	<i>Buttercup yellow flowers have black bases. Strong, upright.</i>	20"	18	5°C.	wk 52		35 - 45
		50 cm		9°C.	wk 43	wk 11	28
				Regular	wk 40	wk 14	24



SUN LOVER



SUNSET TROPICAL



UNCLE TOM



VOGUE



WHITE HEART



YELLOW POMPONETTE

Double Late Tulips for Cut Flower Production





26



AVIGNON

Single Late

Tulips are also called "French Tulips".

They are taller varieties. As the name indicates, they bloom later indoors or outside. When forced, not recommended for early.

9°C Single Late Tulips

are generally not recommended for indoor forcing. However, for growers in warmer climates, the 9°C can be used to assure the total number of weeks of cooling needed when planted outside in ground beds. This will force the flowers into bloom earlier than normal as well.

For further recommendations, see elsewhere in catalog.

for Cut Flower Production


Single Late Tulips



BARBADOS



BIG SMILE



BLUSHING BEAUTY



BLUSHING LADY



Burgundy Lace pictured in Dr. Marvin Miller's garden. Thank You!




BURGUNDY LACE



CHINA TOWN

SINGLE LATE Variety	Description & Plant Characteristics	Natural Height	# Weeks Cold	Program:	Earliest Plant Week	Earliest Forcing	# Days To Force
AVIGNON	Red orange flowers have pink overtones. Strong upright foliage.	26"	18	5°C.	wk 50		35 - 45
		65 cm		9°C.	See note at top of page		
		Regular		wk 40	wk 10	29	
BARBADOS	Cherry pink flowers turn blood red. Deeply fringed. Flowers are very fragrant!	20"	18	5°C.	wk 50		35 - 45
		50 cm.		9°C.	wk 43	wk 4	25
		Regular		wk 40	wk 9	20	
BIG SMILE	Lemon color buds open to pastel mango yellow flowers.	26"	18	5°C.	N/R		
		65 cm		9°C.	See note at top of page		
		Regular		wk 40	wk 10	25	
BLUSHING BEAUTY	Large pastel salmon pink flowers have wide yellow edges.	30"	18	5°C.	wk 49		35 - 45
		75 cm.		9°C.	wk 43	wk 5	26
		Regular		wk 40	wk 9	25	
BLUSHING LADY	Sunny yellow flowers have light pink blush on outside of petals.	20"	18	5°C.	wk 51		35 - 45
		50 cm.		9°C.	See note at top of page		
		Regular		wk 40	wk 9	25	
BURGUNDY LACE	Red flowers have burgundy blush on outside. Fringed.	22"	18	5°C.	N/R		
		55 cm		9°C.	See note at top of page		
		Regular		wk 40	wk 10	29	
CHINA TOWN	Green flame surrounded by white blending into salmon edges.	14"	18	5°C.	wk 50		35 - 45
		35 cm.		9°C.	See note at top of page		
		Regular		wk 40	wk 10	29	



CLEARWATER



DREAMLAND



DORDOGNE



27

SINGLE LATE Variety	Description & Plant Characteristics	Natural Height	# Weeks Cold	Program:	Earliest Plant Week	Earliest Forcing	# Days To Force
CLEARWATER	Large white egg shaped flowers, slight greenish blush on outside petals.	18"	14	5°C.	wk 48		35 - 45
		45 cm.		9°C.	wk 43	wk 3	26
				Regular	wk 40	wk 7	21
DORDOGNE	Flowers are a blend of raspberry, mango, and orange sherbet colors.	26"	18	5°C.	wk 49		35 - 45
		65 cm		9°C.	See note page 26		
				Regular	wk 40	wk 10	29
DREAMLAND	White flowers have broad pink edges, prominent veins.	24"	18	5°C.	wk 52		35 - 45
		60 cm		9°C.	See note page 26		
				Regular	wk 40	wk 6	25
GREEN SPIRIT	Mostly green flowers have white edges blended in.	18"	18	5°C.	wk 49		35 - 45
		45 cm.		9°C.	See note page 26		
				Regular	wk 40	wk 8	25
GREENLAND	Tri-color: medium green centers, white and lilac pink edges.	18"	18	5°C.	N/R		
		45 cm.		9°C.	See note page 26		
				Regular	wk 40	wk 9	27
KINGSBLOOD	Egg shape cardinal red flowers are strong. Upright foliage.	24"	18	5°C.	wk 50		35 - 45
		60 cm		9°C.	See note page 26		
				Regular	wk 40	wk 9	27
LABRADOR	Mahogany red flowers have lots of fringe. Heavy, upright foliage.	20"	18	5°C.	wk 50		35 - 45
		50 cm.		9°C.	See note page 26		
				Regular	wk 40	wk 9	27
LOUVRE ORANGE	Pink to plum flowers have orangy fringed edges.	28"	18	5°C.	wk 50		35 - 45
		70 cm.		9°C.	See note page 26		
				Regular	wk 40	wk 9	27
MAUREN	Large, pure white flowers. Strong, upright foliage. Do not cut too early!	28"	18	5°C.	wk 50		35 - 45
		70 cm.		9°C.	See note page 26		
				Regular	wk 40	wk 9	27



GREEN SPIRIT



GREENLAND



KINGSBLOOD



MAUREN



LABRADOR



ORANGE LOUVRE



Single Late Tulips

for Cut Flower Production

This Dordogne grew 32" (80 cm.) tall





MAUREEN ELITE




MENTON



NORTH POLE



QUEEN OF THE NIGHT



RED PROUD



RENOWN



SPRING GREEN

SINGLE LATE Variety	Description & Plant Characteristics	Natural Height	# Weeks Cold	Program:	Earliest Plant Week	Earliest Forcing	# Days To Force
MAUREEN ELITE	<i>Large pure white flowers have strong stems. Improved Maureen.</i>	28" 70 cm.	18	5°C.	wk 50		35 - 45
				9°C.	<i>See note page 26</i>		
				Regular	wk 40	wk 9	27
MENTON	<i>Gorgeous salmon flushed peach flowers. Sport of Renown.</i>	26" 65 cm.	18	5°C.	wk 50		35 - 45
				9°C.	<i>See note page 26</i>		
				Regular	wk 40	wk 10	29
NORTH POLE	<i>Pure white flowers have slightly yellow veins, fringed edges.</i>	18" 45 cm.	14	5°C.	wk 49		35 - 45
				9°C.	wk 43	wk 4	25
				Regular	wk 40	wk 8	20
QUEEN OF THE NIGHT	<i>Deep maroon to nearly black. Not easy to force early. Best for outside.</i>	18" 45 cm.	17	5°C.	wk 48		35 - 45
				9°C.	wk 43	wk 4	27
				Regular	wk 40	wk 8	22
RED PROUD	<i>Egg shape Valentine red flowers. Strong stems and upright foliage.</i>	28" 70 cm.	18	5°C.	wk 50		35 - 45
				9°C.	<i>See note page 26</i>		
				Regular	wk 40	wk 9	27
RENOWN	<i>Large pastel salmon pink. Old-timer (1949) is still going strong!</i>	26" 65 cm.	18	5°C.	wk 50		35 - 45
				9°C.	<i>See note page 26</i>		
				Regular	wk 40	wk 10	29
SPRING GREEN	<i>Pure white flowers have large green area around veins. Bud is cream.</i>	14" 35 cm.	18	5°C.	wk 52		35 - 45
				9°C.	<i>See note page 26</i>		
				Regular	wk 40	wk 10	29
VIOLET BEAUTY	<i>Deep lavender purple flowers get lighter as they open.</i>	15" 37 cm.	14	5°C.	wk 50		35 - 45
				9°C.	wk 43	wk 4	25
				Regular	wk 40	wk 8	21
YOSEMITE	<i>Dark rose pink flowers, lighten as they open.</i>	26" 65 cm.	18	5°C.	wk 50		35 - 45
				9°C.	<i>See note page 26</i>		
				Regular	wk 40	wk 10	29



VIOLET BEAUTY



YOSEMITE

for Cut Flower Production

Single Late Tulips



BALLADE



BALLERINA




CLAUDIA



ELEGANT LADY




FIREWORK



LILY FLOWERING Variety	Description & Plant Characteristics	Natural Height	# Weeks Cold	Program:	Earliest Plant Week	Earliest Forcing	# Days To Force
BALLADE	<i>Magenta with pure white edges; strong, extra leaves. Monitor spacing.</i>	18"		5°C.	wk 51		35 - 45
		45 cm.	17	9°C.	wk 43	wk 5	26
				Regular	wk 40	wk 9	21
BALLERINA	<i>Deep orange with yellow brushed on edges. Fragrant. Thinner stems.</i>	18"		5°C.	wk 01		35 - 45
		45 cm.	17	9°C.	wk 43	wk 6	26
				Regular	wk 40	wk 10	21
CLAUDIA	<i>Deep old rose flowers are edged with pure white. Shorter but excellent!!</i>	14"		5°C.	wk 47		35 - 45
		35 cm.	15	9°C.	wk 43	wk 2	24
				Regular	wk 40	wk 6	18
ELEGANT LADY	<i>Elegant cream flowers have light yellow flames and a pink blush.</i>	18"		5°C.	wk 47		35 - 45
		45 cm.	17	9°C.	<i>See note on right</i>		
				Regular	wk 40	wk 10	25
FIREWORK	<i>Golden yellow petals have large, showy, bright red flames.</i>	18"		5°C.	wk 50		35 - 45
		45 cm.	17	9°C.	<i>See note on right</i>		
				Regular	wk 40	wk 10	25
MARILYN	<i>Wedding white flowers have narrow cherry flames. Not easy to force.</i>	17"		5°C.	wk 50		35 - 45
		42 cm.	18	9°C.	<i>See note on right</i>		
				Regular	wk 40	wk 10	21
PURPLE DREAM (Yume no Murasaki)	<i>Beetroot purple flowers. Excellent Lily Flowering forcing variety.</i>	18"		5°C.	wk 49		35 - 45
		45 cm.	17	9°C.	wk 43	wk 5	26
				Regular	wk 40	wk 9	21
PURPLE HEART	<i>Purple velvety flowers are a unique color. Strong, upright foliage.</i>	16"		5°C.	wk 49		35 - 45
		40 cm.	14	9°C.	wk 43	wk 4	25
				Regular	wk 40	wk 8	20
SANNE	<i>Pastel pink blends into white edges. Strong, robust flowers.</i>	16"		5°C.	wk 51		35 - 45
		40 cm.	13	9°C.	wk 43	wk 4	29
				Regular	wk 40	wk 8	25
SCHIEDAM	<i>Large, elegant, bright yellow flowers. Excellent keeping quality. Sturdy.</i>	16"		5°C.	wk 52		35 - 45
		40 cm.	15	9°C.	wk 43	wk 5	25
				Regular	wk 40	wk 9	21
WHITE TRIUMPHATOR	<i>Pure white with marble veins. Later forcing only or cold greenhouse.</i>	18"		5°C.	wk 50		35 - 45
		45 cm.	17	9°C.	wk 43	wk 6	28
				Regular	wk 40	wk 10	25

Lily-Flowering
Tulips are best used for later forcing, inside and outside with a few exceptions.

9°C Lily Flowering Tulips
See explanation for Single Late Tulips, page 26.



MARILYN



PURPLE DREAM



PURPLE HEART



SANNE



SCHIEDAM



WHITE TRIUMPHATOR

Lily Flowering Tulips for Cut Flower Production





(Truly) AMAZING PARROT

Parrot

Tulips are best used for later forcing, inside and outside with a few exceptions. Heights vary. Check carefully upon selecting varieties.

9°C Parrot Tulips

See explanation for Single Late Tulips on page 26.

for Cut Flower Production


Parrot Tulips



APRICOT PARROT



AVIGNON PARROT



BLACK PARROT

PARROT Variety	Description & Plant Characteristics	Natural Height	# Weeks Cold	Program:	Earliest Plant Week	Earliest Forcing	# Days To Force
AMAZING PARROT	<i>Flower is a unique mixture of red, hot pink to orange.</i>	17"	18	5°C.	wk 48		35 - 45
		42 cm.		9°C.	wk 43	wk 3	25
		Regular		wk 40	wk 7	24	
APRICOT PARROT	<i>White base and flame; randomly colored pink, apricot, and green.</i>	20"	18	5°C.	wk 47		35 - 45
		50 cm.		9°C.	wk 43	wk 3	25
		Regular		wk 40	wk 7	24	
AVIGNON PARROT	<i>Bright tomato red petals have light purple flame which gets darker.</i>	24"	18	5°C.	wk 50		40 - 45
		60 cm.		9°C.	<i>See note at top of page</i>		
		Regular		wk 40	wk 7	24	
BLACK PARROT	<i>Shades of beetroot purple to mahogany flowers. For late only, grow cool.</i>	18"	18	5°C.	wk 01		35 - 45
		45 cm.		9°C.	<i>See note at top of page</i>		
		Regular		wk 40	wk 7	24	
BRIGHT PARROT	<i>Fire orange flowers have yellow edges. Sport of Kees Nelis.</i>	16"	17	5°C.	wk 52		35 - 45
		40 cm.		9°C.	wk 43	wk 3	28
		Regular		wk 40	wk 7	22	
CABANNA (PARROT)	<i>White flowers have hot pink brushed into edges. Good for early and mid.</i>	16"	13	5°C.	wk 47		35 - 45
		40 cm.		9°C.	wk 43	wk 1	25
		Regular		wk 40	wk 5	21	
DEE JAY PARROT	<i>Valentine red petals have cream to tellow edges. Sport of Leen v.d. Mark.</i>	16"	16	5°C.	wk 46		35 - 45
		40 cm.		9°C.	wk 43	wk 1	23
		Regular		wk 40	wk 5	20	



BRIGHT PARROT

CABANNA PARROT

DEE JAY PARROT





ELSENBURG



ESTELLA RIJNVELD



FLAMING PARROT



31

PARROT Variety	Description & Plant Characteristics	Natural Height	# Weeks Cold	Program	Earliest Plant Week	Earliest Forcing	# Days To Force
ELSENBURG	<i>Large white flowers have broad, hot pink edges, random green markings.</i>	15" 37 cm	17	5°C.	wk 52		35 - 45
				9°C.	wk 43	wk 4	25
				Regular	wk 40	wk 8	23
ESTELLA RIJNVELD	<i>White flowers have ruby red flames edged green. Best for late forcing.</i>	15" 37 cm	18	5°C.	wk 52		40 - 45
				9°C.	wk 43	wk 5	25
				Regular	wk 40	wk 9	23
FLAMING PARROT	<i>Lemon yellow flowers have striking rich red flames. Best for late.</i>	20" 50 cm.	17	5°C.	wk 49		35 - 45
				9°C.	wk 43	wk 4	25
				Regular	wk 40	wk 8	23
GREEN WAVE	<i>Mostly green petals have soft lavender to white edges. Not easy to force.</i>	18" 45 cm.	18	5°C.	wk 52		40 - 45
				9°C.	wk 43	wk 7	27
				Regular	wk 40	wk 11	234
KING PARROT (Parrot King)	<i>Light mango petals are darker orange inside. Random green flames.</i>	15" 37 cm	16	5°C.	wk 47		40 - 45
				9°C.	wk 43	wk 2	25
				Regular	wk 40	wk 6	23
NEGRITA PARROT	<i>Violet purple flowers have random green and white markings.</i>	15" 37 cm	16	5°C.	wk 47		40 - 45
				9°C.	wk 43	wk 2	25
				Regular	wk 40	wk 6	23
PARROT LADY	<i>Lemon yellow flowers are randomly brushed pink; gets darker as it opens.</i>	14" 35 cm	16	5°C.	wk 47		40 - 45
				9°C.	wk 43	wk 2	25
				Regular	wk 40	wk 6	23
PINK VISION	<i>White, edged pink which gradually become wider. Green marks.</i>	15" 37 cm	16	5°C.	wk 47		40 - 45
				9°C.	wk 43	wk 2	25
				Regular	wk 40	wk 6	23
PIONEER	<i>Tomato red flowers have black bases. Strong stems, upright foliage.</i>	16" 40 cm.	15	5°C.	wk 52		35 - 45
				9°C.	wk 43	wk 2	25
				Regular	wk 40	wk 6	23



GREEN WAVE



KING PARROT



NEGRITA PARROT



PARROT LADY

PINK VISION

PIONEER buds

PIONEER open flower

Parrot Tulips

for Cut Flower Production






32




PRINCE PARROT



PRINCESS IRENE PARROT



RASTA PARROT



SALMON PARROT

for Cut Flower Production

Parrot Tulips



SEADOV PARROT



SHINING PARROT

PARROT Variety	Description & Plant Characteristics	Natural Height	# Weeks Cold	Program:	Earliest Plant Week	Earliest Forcing	# Days To Force
PRINCE PARROT <i>(Parrot Prince)</i>	<i>Magenta purple flowers have random lighter marks. Darker veins.</i>	15" 37 cm.	14	5°C.	wk 48		35 - 45
				9°C.	wk 43	wk 2	25
				Regular	wk 40	wk 6	23
PRINCESS IRENE PARROT	<i>Famous Princess Irene orange colors in parrot shape.</i>	13" 32 cm.	17	5°C.	wk 02		35 - 45
				9°C.	wk 43	wk 5	26
				Regular	wk 40	wk 9	21
RASTA PARROT	<i>Italian ice colors: violet-pink, yellow and pink featherd in.</i>	16" 40 cm.	17	5°C.	wk 50		35 - 45
				9°C.	wk 43	wk 5	26
				Regular	wk 40	wk 9	21
SALMON PARROT	<i>Large, light apricot buds open orange; green feathering. Best for late.</i>	15" 37 cm	16	5°C.	wk 47		35 - 45
				9°C.	wk 43	wk 4	25
				Regular	wk 40	wk 8	21
SEADOV PARROT	<i>Valentine red, darker veins on outside; random cream edges. Compact!</i>	13" 32 cm.	16	5°C.	wk 48		35 - 45
				9°C.	wk 43	wk 2	25
				Regular	wk 40	wk 6	23
SHINING PARROT	<i>Tomato red; red and green flames on outside. Sport of Bastogne.</i>	18" 45 cm.	14	5°C.	wk 50		35 - 45
				9°C.	<i>See note on page 30</i>		
				Regular	wk 40	wk 7	24
SILVER PARROT	<i>White, pink edges; gets pink as it opens. Sport of Apricot Parrot. Hosta leaf.</i>	16" 40 cm.	16	5°C.	wk 48		35 - 45
				9°C.	wk 43	wk 2	25
				Regular	wk 40	wk 6	23
SUPER PARROT	<i>These green flowers feather into wide, white edges. Best for late.</i>	14" 35 cm.	16	5°C.	wk 48		35 - 45
				9°C.	wk 43	wk 5	26
				Regular	wk 40	wk 9	21
YELLOW SUN	<i>Sunny to golden yellow flowers. Strong, upright foliage. Slow forcer.</i>	37" 40 cm.	16	5°C.	wk 49		40 - 45
				9°C.	wk 43	wk 4	28
				Regular	wk 40	wk 7	25



SILVER PARROT



SUPER PARROT



YELLOW SUN

Tulipa Alphabetical Index

Variety	Type	Page	H ₂ O	Variety	Type	Page	H ₂ O	Variety	Type	Page	H ₂ O
AAFKE	SE	5	△	CHINA TOWN	SL	26		HAKUUN	DH	11	△
ABBA	DE	6	△	CHRISTMAS DREAM	SE	5	△	HAPPY UPSTAR	DL	23	
ACE OF SPADES	TR	13		CHRISTMAS GIFT	TR	14		HERMITAGE	TR	16	△
AKEBONO	DL	21	△	CLAUDIA	LF	29		HONEYMOON	TR	16	△
ALISON BRADLEY	DE	6	△	CLEARWATER	SL	27		ICE CREAM	DL	23	
AMAZING GRACE	DL	21		COLUMBUS	DE	6		Ice Cream BANANA	DL	23	
AMAZING PARROT	PA	30		CONTINENTAL	TR	14		Ice Cream STRAWBERRY	DL	23	
ANGELIQUE	DL	21		COPPER IMAGE	DL	22		ICOON	DL	23	△
ANTARCTICA	TR	13	△	CORAL PRIDE	DH	10		ILE DE FRANCE	TR	16	△
ANTARCTICA FLAME	TR	13		CRANBERRY THISTLE	DL	22		IMENA	TR	16	
ANTRACIET	DL	21		CRISPION SWEET	DL	22		JACKPOT	TR	16	
APRICOT BEAUTY	SE	5		CUMMINS	TR	14		JACUZZI	TR	16	△
APRICOT DELIGHT	DH	10		CURLY SUE	TR	15		JONQUIERES	DL	23	
APRICOT FOXX	TR	13		DARWIORANGE	DH	10		JUMBO PINK	TR	16	△
APRICOT IMPRESSION	DH	10		DAVENPORT	TR	15		KATINKA	DL	24	△
APRICOT PARROT	PA	30		DAYDREAM	DH	11		KING PARROT	PA	31	
APRICOT PRIDE	DH	10		DEE JAY PARROT	PA	30	△	KINGSBLOOD	SL	27	
ARMANI	TR	13	△	DELTA STORM	TR	15	△	LA BELLE EPOGUE	DL	24	
ATTILA	TR	13		DELTA SUGAR	TR	15		LABRADOR	SL	27	
AVANT GARDE	DE	6	△	DESIGN IMPRESSION	DH	11		LALIBELA	DH	11	△
AVEYRON	DL	21		DIOR	DE	6		LAMBADA	TR	17	
AVIGNON	SL	26		DONATELLO	TR	15	△	LAPTOP	TR	17	△
AVIGNON PARROT	PA	30		DORDOGNE	SL	27		LEEN van der MARK	TR	17	△
AYAAN	TR	13		DOUBLE FOCUS	DL	22		LIMOUSINE	DE	7	△
BACKPACKER	DL	21		DOUBLE PRICE	DE	7	△	LINGERIE	TR	17	
BALLADE	LF	29		DOUBLE SUGAR	DL	22		LOUVRE	TR	17	△
BALLERINA	LF	29		DOUBLE YOU	DL	22		LOUVRE ORANGE	SL	27	
BANJA LUKA	DH	10		DOW JONES	TR	15	△	MANGO CHARM	TR	17	
BARBADOS	SL	26		DREAM TOUCH	DL	23		MARGARITA	DE	8	△
BARCELONA	TR	13	△	DREAMER	DE	7	△	MARILYN	LF	29	
BEAUTY of APELDOORN	DH	10		DREAMLAND	SL	27		MASCARA	TR	17	△
BEAUTY TREND	TR	14	△	DRUMLINE	DL	23		MASCOTTE	DL	24	
BELICIA	DE	6		DYNASTY	TR	15	△	MATCH	TR	17	△
BIG LOVE	DH	10	△	ELEGANT LADY	LF	29		MAUREEN	SL	27	
BIG SMILE	SL	26		ELSENBURG	PA	31		MAUREEN ELITE	SL	28	
BLACK HERO	DL	21		ENDURANCE	TR	15		MENTON	SL	28	
BLACK PARROT	PA	30		ESTELLA RIJNVELD	PA	31		MERRY CHRISTMAS	SE	5	
BLUE DIAMOND	DL	21		EXOTIC EMPEROR	DE	7		MILKSHAKE	TR	17	△
BLUE WOV	DL	21		FINOLA	DL	23		MIRANDA	DL	24	
BLUSHING BEAUTY	SL	26		FIREWORK	LF	29		MISTRESS MYSTIC	TR	18	
BLUSHING LADY	SL	26		FIRST PRICE	DE	7	△	MONDIAL	DE	8	△
BOLROYAL PINK	TR	14	△	FIRST STAR	TR	15	△	MONSELLA	DE	8	△
BRIGHT PARROT	PA	30	△	FLAMING FLAG	TR	15	△	MONTE ORANGE	DE	8	△
BRISBANE	DL	22	△	FLAMING PARROT	PA	31		MOUNT TACOMA	DL	24	
BRONZE PRIDE	DH	10		FLASH POINT	DE	7	△	MYSTIC VAN EIJK	DH	11	
BROWN SUGAR	TR	14		FOXTROT	DE	7		NEGLIGEE	TR	18	△
BROWNIE	DE	6		FOXY FOXTROT	DE	7		NEGRITA	TR	18	△
BURGUNDY LACE	SL	26		GABRIELLA	TR	16	△	NEGRITA DOUBLE	DL	24	△
CABANNA (Parrot)	PA	30	△	GARDEN PARTY	TR	16		NEGRITA PARROT	PA	31	
CANASTA	TR	14		GAVOTA	TR	16		NORTH POLE	SL	28	△
CANDY PRINCE	SE	5	△	GOLDEN PARADE	DH	11		NOVI-STAR	TR	18	
CARACAS	DE	6		GREEN SPIRIT	SL	27					
CARNAVAL DE RIO	TR	14		GREEN WAVE	PA	31					
CAROLA	TR	14	△	GREENLAND	SL	27					
CARRE	TR	14		GUDOSHNIAK	DH	11					
CHARMING BEAUTY	DL	22		GUDOSHNIAK DOUBLE	DL	23					
CHARMING LADY	DL	22									
CHATO	DL	22									


Continued Next Page



33

Tulips for Cut Flower Production Index





34

Tulipa Alphabetical Index

Variety	Type	Page	H ₂ O	Variety	Type	Page	H ₂ O	Variety	Type	Page	H ₂ O
Continued...				QUEEN of the NIGHT	SL	28		STRONG GOLD	TR	20	△
OLLIOULES	DH	11		QUEEN OF MARVEL	DE	8		STRONG LOVE	TR	20	△
ORANGE PRIDE	DH	11		QUEENSLAND	DL	25		SUGAR CRYSTAL	DL	25	
ORANGE PRINCESS	DL	24		RASTA PARROT	PA	32		SUN LOVER	DL	25	
ORANGE VAN EIJK	DH	11		RED IMPRESSION	DH	12		SUNNY PRINCE	SE	5	△
ORCA	DE	8	△	RED PRIDE	DH	12		SUNRISE DYNASTY	TR	20	△
				RED PRINCESS	DE	9		SUNSET TROPICAL	DL	25	
PALLADA	TR	18	△	RED PROUD	SL	28		SUPER PARROT	PA	32	
PARADE	DH	12		REJOYCE	TR	19	△	TOM POUCE	TR	20	△
PARROT LADY	PA	31		RENOWN	SL	28		UNCLE TOM	DL	25	
PASSIONALE	TR	18	△	RENOWN UNIQUE	DL	25		UPDATE	TR	20	△
PAUL SCHERER	TR	18		REPLAY	TR	19	△				
PERTH	DE	8	△	RODEO DRIVE	TR	19	△	VALDIVIA	DE	9	
PINK FLAG	TR	18	△	ROMAN EMPIRE	TR	19		VERONA	DE	9	△
PINK IMPRESSION	DH	12						VERONA SUNRISE	DE	9	△
PINK PRIDE	DH	12		SALMON IMPRESSION	DH	12		VIOLET BEAUTY	SL	28	
PINK STAR	DL	24		SALMON JIMMY	TR	19		VOGUE	DL	25	
PINK VISION	PA	31		SALMON PARROT	PA	32					
PIONEER	PA	31		SALMON VAN EIJK	DH	12		WASHINGTON	TR	20	
PISTE	DE	8		SAMBUCA	DE	9		WHITE FLAG	TR	20	△
PRETTY PRINCESS	SE	5		SANNE	LF	29	△	WHITE HEART	DL	25	
PRINCE PARROT	PA	32	△	SEADOV PARROT	PA	32		WHITE MARVEL	SE	5	△
PRINCESS IRENE	TR	18	△	SCHIEDAM	LF	29		WHITE PRINCE	SE	5	△
Princess IRENE PARROT	PA	32	△	SECRET PERFUME	DE	9		WHITE TRIUMPHATOR	LF	29	
PRINCESS UNIQUE	DL	24		SENSUAL TOUCH	DL	25		WORLD'S FAVORITE	DH	12	
PURPLE CRYSTAL	TR	18	△	SHINING PARROT	PA	32					
PURPLE DREAM	LF	29	△	SILVER PARROT	PA	32		YELLOW MARGARITA	DE	9	△
PURPLE FLAG	TR	19	△	SLAWA	TR	19	△	YELLOW POMPONETTE	DL	25	
PURPLE HEART	LF	29		SNOW CRYSTAL	DL	25		YELLOW PRIDE	DH	12	
PURPLE PRIDE	DH	12		SPRING GREEN	SL	28		YELLOW SUN	PA	32	
PURPLE PRINCE	SE	5	△	SPRYNG BREAK	TR	19		YELLOW VALERY	TR	20	
				SPRYNG TIDE	TR	19		YOSEMITE	SL	28	

Tulips


for Cut Flower Production



Fringed or Crispa Tulips

have petals where the edges have crystal-shaped fringes. These varieties can be found in various groups with their individual (forcing) characteristics. Since they are very popular in Cut Flower Production, we have listed them below.

Fringed Varieties	Type	Page	H ₂ O	Fringed Varieties	Type	Page	H ₂ O
BARBADOS	SL	26		LOUVRE	TR	17	△
BRISBANE	DL	22	△	LOUVRE ORANGE	SL	27	
BURGUNDY LACE	SL	26		MASCOTTE	DL	24	
CANASTA	TR	14		NEGLIGEE	TR	18	△
CRANBERRY THISTLE	DL	22		NORTH POLE	SL	28	△
CRISPION SWEET	DL	22		NOVI-STAR	TR	18	
CUMMINS	TR	14		PERTH	DE	8	△
CURLY SUE	TR	15		PURPLE CRYSTAL	TR	18	△
DAVENPORT	TR	15	△	QUEENSLAND	DL	25	
HONEYMOON	TR	16	△	SNOW CRYSTAL	DL	25	
IMENA	TR	16		SUGAR CRYSTAL	DL	25	
LABRADOR	SL	27		YELLOW VALERY	TR	20	
LAMBADA	TR	17					



Ednie Flower Bulbs



Tulip Questions?



Our Support Team, is willing and able to help you with

- Cultural Questions
- Variety Selection
- Scheduling programs



35

Other Current Ednie Catalogs which are available for Cut Flower Growers...



Enjoyed these Catalogs? More following soon...



General Information for Cut Flower Production



Ednie Flower Bulbs

*Happy
Growing*

Flower Bulb Catalog



Ednie Flower Bulbs