

# **Ad Altare Dei**

## **Youth Manual**

**The National Catholic Committee on Scouting  
1325 Walnut Hill Lane, P. O. Box 152079  
Irving, Texas 75015-2079**

**[www.nccs-bsa.org](http://www.nccs-bsa.org)**

Copyright 2011 by the National Catholic Committee on Scouting.  
All rights reserved.

Published 12.2011

Printed in the United States of America.

The National Catholic Committee on Scouting (NCCS) operates under  
the auspices of the United States Catholic Conference of Bishops.

**BSA Catalog No. 33094**

# Foreword

This program has been developed by the National Catholic Committee on Scouting through the United States Conference of Catholic Bishops. This document is in harmony with the current edition of the *Catechism of the Catholic Church* as promulgated in 1994.

It is the responsibility of the Diocesan Catholic Committee on Scouting, through local council and/or district committees, to initiate a program of recruitment, training, and certification of Counselors for each emblem. Contact your local Chancery Office for information on how to contact your local Catholic Committee on Scouting.

This Scout manual has been prepared through extensive input and field testing. It is meant to provide an effective religious emblem program to Boy Scouts of the Catholic Faith. The program serves as an outreach tool to all Catholic Boy Scouts, in both Catholic and non-Catholic chartered troops.

The troop, parish, or district Religious Emblems Counselor sets the program into action. The Counselor promotes the spiritual phase of Boy Scouting within the troop and encourages greater participation by Catholic boys in the program. The Counselor also provides encouragement to boys of other denominations to work on the particular religious emblem of their own religion.

The ideas contained in this program are basic to Boy Scouting and its methods.

If your local diocesan office is unable to assist you with any administrative details, the local Scout Office can assist you in contacting the local Catholic Committee on Scouting. They may, in turn, seek assistance from the National Catholic Committee on Scouting. The website for that office is <http://www.nccs-bsa.org>. This resource can lead to many aspects of the Catholic Committee on Scouting

# TABLE OF CONTENTS

The Purpose of the Ad Altare Dei Program.....	2
How the Emblem is Worn.....	4
<b>Section One:</b> Introduction to the Ad Altare Dei Requirements.....	5
<b>Chapter 1:</b> Sacraments and Sacramentals in Our Daily Life.....	5
<b>Section Two:</b> The Sacraments of Initiation.....	11
<b>Chapter 2:</b> The Sacrament of Baptism.....	11
<b>Chapter 3:</b> The Sacrament of Confirmation.....	15
<b>Chapter 4:</b> The Sacrament of the Eucharist .....	19
<b>Section Three:</b> The Sacraments of Healing.....	26
<b>Chapter 5:</b> The Sacrament of Penance and Reconciliation.....	26
<b>Chapter 6:</b> The Sacrament of the Anointing of the Sick.....	30
<b>Section Four:</b> The Sacraments at the Service of Community and Mission.....	34
<b>Chapter 7:</b> The Sacrament of Holy Orders.....	35
<b>Chapter 8:</b> The Sacrament of Marriage.....	40
<b>Appendix A:</b> Sacrament Crossword Puzzle.....	44
<b>Appendix B:</b> Rite of Baptism.....	46
<b>Appendix C:</b> Rite of Reconciliation.....	48
<b>Appendix D:</b> Rite of Anointing of the Sick.....	49
<b>Appendix E:</b> Rite of Ordination of a Priest.....	50
<b>Appendix F:</b> Rite of Marriage.....	53
<b>Appendix G:</b> Comparison of Holy Orders and Marriage Rite .....	54
<b>Appendix H:</b> Clues for Encryption Statements .....	55

## The Purpose of the Ad Altare Dei Program

The purpose of the Ad Altare Dei (To the Altar of God) program is to help Boy Scouts of the Roman Catholic rite to develop fully a Christian way of life within their parishes. The program is divided into chapters based on the seven sacraments. The sacraments celebrate the Christian Paschal Mystery. In our Sunday liturgy we participate in the public service or action of the Church. The liturgy engages believers in the community with active, conscious, and fruitful participation as lived in each of the seven sacraments. The sacraments are not just one time activities, but daily lived faith life. The sacraments are central to the spiritual growth of all Catholics. The sacraments should be put into practice in the everyday life of all Catholics.

**This program is NOT designed as a substitute for any formal religious education program offered in a parish. It may be used as a supplement for the time after the regular parish programs. It is NEVER to be used as THE formal religious education program of a parish!**

### Eligibility

The Ad Altare Dei (AAD) program was designed by the National Catholic Committee on Scouting for Boy Scouts of the Catholic Faith. The content of the program is designed for 13 to 14 year olds. The length of time for the completion of the program is about 6-8 months. The program is designed so that as you grow in faith you will also grow in Scout Spirit, as in rank advancement.

Scouts of the Eastern Catholic Churches are encouraged to earn the *Light is Life* Emblem. This program achieves similar faith growth within their respective ritual experiences.

To work on the AAD, you must be registered in a Boy Scout Troop for six months and have completed the sixth grade prior to beginning this program.

Persons registered with the Boy Scouts of America as members of a Venturing Crew should work on the Pope Pius XII emblem. That program is designed for 15-16 year old youth. Young ladies and adults are not eligible to work on or receive the Ad Altare Dei religious emblem.

### Before You Begin

Ask yourself: Is my reverence for God something I save for Sunday only? This program attempts to help you to see Jesus as part of your day-to-day life.

Only by knowing Jesus and the meaning of being Christian can you live the divine life. Each of the sacraments you study is interconnected. They are all centered on the

Eucharist. The sacraments help your everyday life. From them all activity of the Church is nourished by ministry to other people. Your spiritual growth will become the underlying goal as you work through each step of the program. Your spiritual growth and your Scout Spirit go hand in hand. You cannot be a good Boy Scout without recognizing your obligation to God. You are expected to be a regular weekly participant at Sunday Eucharist. The Eucharist is to be the center of your faith life.

## **Instructions**

1. Ask your Scoutmaster, Pastor, Parish Administrator, Director of Religious Education, or Chancery if there is a Religious Emblems Counselor in your parish area. If so, ask the Counselor to help you with the AAD program. Let the Scoutmaster know who will be helping you. Share your progress regularly at Scoutmaster Conferences.

**Diocesan & BSA youth protection policies MUST be followed.**

2. After the selection of a Counselor, complete the application form attached in the front of your manual. Remember to get all of the signatures required on the form (yours, your parent's or guardian's, your Counselor's, your Scoutmaster's, and your Pastor's). Then begin working on the emblem with your AAD group, which includes your parents and the Counselor.

**Do not tear the application page out of the manual at this time. Wait for the Board of Review which will occur at the end of the program.**

3. Standards for this program have been prepared by the Religious Emblems Committee of the National Catholic Committee on Scouting. All steps in this program must be completed. All signatures called for must be in the proper spaces. These must be done prior to your Board of Review and the emblem presentation.

**Additional requirements may not be added. No changes are permitted.**

4. All entries, reports, and written work should be legible and neat. This book is to be examined by the Counselor as you proceed through each chapter of the program. It is to serve as partial evidence of the completion of your learning and growth. It will also be a tool to help you at the Board of Review and to help explain your spiritual growth to others.
5. The use of a Catholic Bible is required for this program. You need one for your own use. The New American version was used in the preparation of this text.

6. There are three parts to each chapter. When all parts of a chapter are finished, review your work with your Counselor. The Counselor will sign and date the completion for the chapter. You are to also sign and date the book when you finish each chapter. Have your Scoutmaster sign and date each chapter as part of your regular Scoutmaster's Conference.
7. When all chapters are completed and all signatures are in place, the Emblem Counselor should contact the Diocesan Catholic Committee on Scouting Chairperson for direction on the Board of Review and presentation instructions.

### **How the Emblem is worn**

The emblem is a bronze cross suspended from a ribbon of the papal colors of yellow and white with a fine red, white, and blue stripe down the center of the ribbon. A bronze bar pin surmounts the top of the ribbon with the inscription "Ad Altare Dei" on it. This emblem may be worn on the left breast pocket of the Boy Scout uniform shirt.

Embroidered knots represent pin-on medals or around-the-neck awards and are designed for the greater convenience of the wearer. The loop of the embroidered square knot that comes in front of the standing part is always to the wearer's right. Knots are worn with the distinguishing color other than white to the wearer's right.

The religious emblem square knot for the Ad Altare Dei emblem is a cloth, silver knot on purple. It may be worn by youth and adult members who earned the emblem as a youth. The miniature device worn with the youth religious emblem square knot indicates which program the emblem was earned in as a youth. Only one knot is worn for all youth emblems earned.



## **SECTION ONE**

### INTRODUCTION TO THE AD ALTARE DEI REQUIREMENTS

- NOTE** \* The Ad Altare Dei (AAD) Group includes you, the learner, your Counselor.  
**WELL** It can include parents. Having several learners working together like a patrol in your troop is preferred for better results.
- \* Parents are encouraged to review the material the Scout will discuss prior to an AAD group meeting. Repeat after each session.
  - \* The New American Bible is the preferred translation for the Bible citations. Other versions may be used.
  - \* The *Catechism of the Catholic Church* is a useful reference.
  - \* While working on the Ad Altare Dei (AAD) religious emblem program, you are to attend a day of recollection or a retreat.

### **Chapter 1: Sacraments and Sacramentals in Our Daily Life**

GOAL: As a Scout, to recognize the signs of faith in your daily life and their importance.

#### **A. Life Experience**

1. Think about the following and then discuss with your AAD Group/Counselor.
  - a) What is the symbolism of the Scout Sign?
  - b) What is the Sign used for?
  - c) Explain the symbolism behind the Scout Badge.
2. What is the meaning of the Scout Handshake? Ask your Counselor to explain why Lord Baden-Powell established the handshake as a sign of brotherhood among Scouts.

3. What are some other signs/symbols that are commonly used in your daily life or family?

- a) (Marriage) \_\_\_\_\_ b. (Friendship) \_\_\_\_\_  
 c) (Best Buddy) \_\_\_\_\_ d) \_\_\_\_\_  
 e) \_\_\_\_\_ f) \_\_\_\_\_  
 g) \_\_\_\_\_ h) \_\_\_\_\_  
 i) \_\_\_\_\_ j) \_\_\_\_\_

4. There are also many common signs/symbols of our Christian Faith that we call sacramentals in our society today. Find 13 of them in the Seek and Find below.

S	X	S	G	N	I	S	S	E	L	B	Z	A	Y	B	F
A	I	V	E	R	X	N	D	J	L	R	I	R	D	X	H
D	F	G	S	Y	Z	F	L	B	D	W	A	B	Z	O	T
X	I	L	N	S	L	U	Z	K	S	S	D	X	L	Z	C
Z	C	R	E	O	T	Y	H	P	O	L	F	Y	I	E	J
R	U	K	C	Z	F	A	R	R	G	Y	W	K	Z	D	V
M	R	G	N	F	M	T	T	F	C	A	N	D	L	E	S
L	C	E	I	L	V	R	H	U	T	X	F	B	N	S	L
K	V	N	A	C	D	X	D	E	E	O	K	S	F	H	A
L	F	P	X	Q	U	V	R	D	C	F	Q	U	H	T	D
J	K	T	W	V	S	R	X	K	B	R	M	X	Z	B	E
V	R	I	L	C	G	I	B	E	N	Z	O	F	L	S	M
D	I	C	O	N	E	J	Q	A	S	H	E	S	B	D	R
P	X	Z	C	Q	V	D	N	G	B	X	P	O	S	F	C

**Clues:** Sign of the Cross, Crucifix, Palm, Statue, Ashes, Holy Water, Blessing, Rosary, Candles, Bible, Medals, Incense, Icon.

5. Discuss the following with your AAD Group/Counselor.

- a) What do you think the signs in Number 4 are used for?
- b) There are also special "outward signs instituted by Christ" that are called Sacraments. What does outward sign mean? What does instituted by Christ mean?




**B. Activity**

1. We as Catholics have seven special signs of God's love for human kind, established by Christ. Unscramble these seven signs and solve the puzzle.

PSMBATI	
□ □ □ □ □ ○ □	
RGMAEIRA	
○ ○ □ □ □ □ □ □	
LTCNRANEICOIOI	
○ □ □ □ □ □ □ □ □ □ □ □ □ □ □	
SAOTTOKHNFCEIGINI	
□ □ □ □ □ ○ □ □ □ □ □ □ □ □ □ □ □ □	
ODSORHEYRL	
□ □ □ □ □ □ □ □ □ □ □ ○ □	
CRTUAHSEI	
□ □ ○ □ □ □ □ □ □ □ □ □	
TMCNNOOHIAFR	
□ □ □ □ □ □ □ □ □ □ □ □ □ □ □ □ □ □	
□ □ □ □ □ □ □ □ □ □ □ □ □ □ □ □ □ □	

**Clue: What do we call these special signs?**



2. As in Scouting, the signs and symbols of our faith have been passed from Christian to Christian by tradition and custom. With your AAD Group/Counselor, list six ways you

have learned the traditions, customs, signs, and symbols of your faith (people or things).

- a) \_\_\_\_\_
- b) \_\_\_\_\_
- c) \_\_\_\_\_
- d) \_\_\_\_\_
- e) \_\_\_\_\_
- f) \_\_\_\_\_

3. The Mass and Church are filled with other signs/symbols. List the signs and symbols used at Mass and in Church and what they mean.

**Sign/Symbol**

**Meaning**

- a. Candles
- b. Sign of Peace
- c. Holy Water
- d. Sign of the Cross
- e. Sign of the Cross at the Gospel
- f. Stole
- g. Crucifix
- h. Incense
- i. Bells
- j. Statues

4. The Sign of the Cross, the fish, and the Chi Rho are ancient signs of our faith. Ask your Counselor to explain why they were originally used by the early Christians. Explain how this relates to our use of the Scout Sign or Handshake.

### C. Faith Response

1. Two of the main sources for faith knowledge that you are exposed to are the *Scripture readings* and *homilies* at Sunday worship or Mass. Share with your family an important lesson you learned from the readings and homily and how you plan to put this into practice. Do this each Sunday over a period of three weeks.

Date	Lesson I learned	What I will do
a)		
b)		
c)		

2. Express your ideas of what you learned in this chapter in one of the following ways and share with your AAD Group/Counselor:
  - a) Perform a skit that you or your group have created.
  - b) Make a video presentation (video, movie, slides, etc.).
  - c) Make an audio presentation (storytelling, music selection, computer presentations, etc).

### D. Ongoing Program Activity

As you work on the remaining chapters of this program, do two of the following:

- a) Attend a retreat while working on the AAD program.
  - a. Date: \_\_\_\_\_
- b) Attend a Day of Recollection while working on the AAD program.
  - a. Date: \_\_\_\_\_
- c) Complete the crossword puzzle in Appendix A.

Signoff:

I certify that the requirements for this section have been satisfactorily completed.

\_\_\_\_\_  
Scout's Signature Date


\_\_\_\_\_  
Counselor's Signature Date

Follow-up:

Share some of the spiritual growth you experienced in this chapter with your Scoutmaster at your next Scoutmaster Conference.

I acknowledge that this spiritual growth discussion has been conducted.

\_\_\_\_\_  
Scoutmaster's Signature Date



## SECTION TWO

### The SACRAMENTS OF INITIATION

As a member of the brotherhood of Scouting, I join millions of adults and young men and women throughout the world in the adventure of Scouting. As I grow in skills and leadership, I grow in character through my dedication to the ideals of the Scout Oath and Scout Law.

As a Catholic Scout, I become a better Christian the more I make Jesus Christ "the way, the truth, and the life" for myself. I do this as a Scout by living the Scout Oath and Law. I develop my faith and spiritual strength by learning more about the seven Sacraments and receiving them. As a Scout, dedicated to leadership and action, I put my beliefs to work in the good turns I do for others. I also put them into action by beginning to take on a role of Christian leadership in my family, my troop, my parish, my community, and my church.

The Sacraments of Initiation are steps of growth to full adult membership in the community of the Church.

### **Chapter 2: Baptism**

**BAPTISM is our rebirth into God's family and membership in the church. The water symbolizes cleansing and new life. Acts 2:38 "...you must reform and be baptized..."**

Goal: As a Scout, to discover how Baptism is the start of your life in Christ and a covenant union with God.

#### **A. Life Experience**

1. Do you remember your Scout Investiture (Initiation), your Crossover, or your induction into a neighborhood club? Discuss with your AAD Group/Counselor what you remember about these joining rituals.
2. What were the good experiences you expected to be part of when you joined Scouting?
3. Did your Scout Troop have any expectations of you? If so, what are some?
4. In the Sacrament of Baptism, you began your Initiation (Investiture) into the Family of God. Saint Paul says that we become adopted sons of God by the covenant God makes with us through Baptism. Ask your parents when and where you were baptized. Record the date, church, and community. Have your parents tell you about that day.

5. Read Genesis 9:8-17, 12:1-5, 17:3-10, Jeremiah 31:31-34. These Scriptures speak of covenants between God and man. Be able to explain what a covenant, contract, and a promise/oath/vow are, and the differences between them.
6. What was Abram's response to God (Genesis 12:1-5)? How does his reply remind you of a Scout? Do you know of anyone who has responded in a way similar to Abram? Share your thoughts with your AAD Group/Counselor.

## **B. Activity**

1. Read Chapter 20 in the Book of Exodus. Compare the Ten Commandments with The Scout Law. Tell what teachings you think are the same in the Ten Commandments and the Scout Law.

<b>Commandment(s)#</b>	<b>Law</b>	<b>Why</b>
	<b>TRUSTWORTHY</b>	
	<b>LOYAL</b>	
	<b>HELPFUL</b>	
	<b>FRIENDLY</b>	
	<b>COURTEOUS</b>	
	<b>KIND</b>	
	<b>OBEDIENT</b>	
	<b>CHEERFUL</b>	
	<b>THRIFTY</b>	
	<b>BRAVE</b>	
	<b>CLEAN</b>	
	<b>REVERENT</b>	

2. Do the Following:

- a) Read in Matthew 28:18-20 and John 3:3-5 what Jesus is saying about Baptism in these Scriptures. Discuss the meaning of these readings with your AAD Group/Counselor.
- b) After completing the above, do one of the following and share with your AAD Group/Counselor your experience or impression. What was interesting about the celebration of the Sacrament?
  - i. If possible, attend and participate in a Catholic Baptism, or read the rite in Appendix B.
  - ii. How did what Jesus said relate to the Baptism you witnessed or the rite you read? Explain how the rite did or did not relate.

3. You will find three code tables in Appendix H. Find which code table works with this message and use that table to decode the whole message. Place the corresponding letter from the correct code table over each number below.

6/9// 6// 18/6/7/9/26/10/2// 6// 15/26/17/21/9/19/23// 3/6/12/23/15/19// 26/10// 17/26/5/19/12//  
10/1/2/18/4/15/26/11/26/12/17// 3/21/16/26/10/9//, "9/21/19// 15/26/17/21/9// 4/8// 9/21/19//  
13/4/16/15/23//" 13/26/9/21/26/12// 9/21/19// 12/19/13/15/1// 18/6/7/9/26/11/19/23// 9/21/19//  
7/16/26/19/10/9// 4/16// 23/19/6/3/4/12// 9/21/19/12// 26/12/10/9/16/25/3/9/10// 9/21/6/9//  
9/21/19// 12/19/13// 15/26/8/19// 4/8// 8/6/26/9/21// 18/19// 14/19/7/9// 6/15/26/5/19//  
6/12/23// 18/25/16/12/26/12/17// 18/16/26/17/21/9/15/1// 15/26/14/19// 9/21/19// 3/6/12/23/15/19//

What are you doing to make your faith *alive* and *burning brightly*? How does your current religious instruction make your faith *alive*? How are you applying this faith to your spiritual growth and life in Scouting?

4. The newly baptized person is also given a white garment. This is an outward sign of his or her Christian dignity. The Scout uniform is also an outward sign. Explain how your Scout uniform helps you to live up to your Christian covenant. Ask yourself what is more important: the outward sign, or what happens inside of you? Think about this and explain to your AAD Group/Counselor.

5. Complete one of the following:

- a) Make up a prayer based on the Scout Oath.
- b) Write some petitions that could be used in a Baptismal Renewal Service.
- c) Design and make a banner that would be appropriate for Baptism.

### C. Faith Response

With your Group/Counselor, prepare and take part in a prayer service using water and candles. Each participant should be given an opportunity to use any prayers that were written as part of this chapter. During this service, each person should renew his Baptismal Promises.

Signoff:

I certify that the requirements for this section have been satisfactorily completed.

\_\_\_\_\_ Date

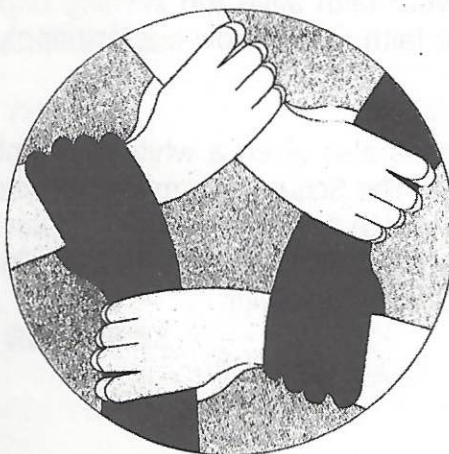
\_\_\_\_\_ Date

Follow-up:

Share some of the spiritual growth you experienced in this chapter with your Scoutmaster at your next Scoutmaster Conference.

I acknowledge that this spiritual growth discussion has been conducted.

\_\_\_\_\_ Date





## Chapter 3: Confirmation

**CONFIRMATION completes our initiation into the Church. Strengthened with the gifts of the Holy Spirit we are sent out to share the Good News. Acts 2:38 "...then you will receive the gift of the Holy Spirit."**

Goal: As a Scout, to discover the role of the Holy Spirit in your daily life.

### A. Life Experience

- 1: Discuss the following with your AAD Group/Counselor:
  - a) What is the power of team spirit, both to the individual players and to spectators?
  - b) Have you ever been a part of a team that has lost its spirit? (Was discouraged, etc.)
  - c) What do you think happens to your team, or any team that has lost its spirit?
  - d) What is the spirit of Scouting?
  - e) How does this spirit of Scouting express itself, and what does it cause to happen? Is it present in you and your troop? How do you know?
  - f) What kind of spirit do you experience being present in your parish family?
  - g) How does this parish spirit express itself, and what does it cause to happen in peoples' lives?
  
2. The spirit active in the Catholic Church is the Spirit of God. We call this Spirit the Holy Spirit. Read Acts 2:1-11 and 8:14-21. Discuss the following with your AAD Group/Counselor.
  - a) How did the Spirit express Itself in Acts 2:1-11? What happened?
  - b) In Acts 8:14-21, we have the Apostles going out and giving the Spirit. Did anything else happen? Why or why not?
  - c) Do you see the Spirit active in your parish church? If you see the Spirit expressed in the Church, how is it expressed? If you don't see the Spirit expressed, why do you think this is?
  - d) Do you see the Spirit active in other people? Name someone you see working in the Spirit? How does he/she express the Spirit?

e) Do you see the Spirit active in yourself? How do you express the Spirit in your daily life?

3. Saint Paul teaches that to live as Christians, we must have the power of the Holy Spirit. Read 1 Corinthians 12:4-11.

a) The Gifts of the Holy Spirit are listed in the Seek and Find below. See if you can find them.

C	T	F	K	N	O	W	L	E	D	G	E	S
D	O	K	R	D	L	M	B	C	Z	Y	K	T
Z	V	U	Y	W	X	Z	V	N	T	Q	D	R
W	H	N	N	I	R	T	G	E	B	F	J	E
B	G	F	R	S	H	B	I	R	N	K	S	N
V	Z	N	L	D	E	P	C	E	H	L	M	G
E	S	J	Q	O	F	L	V	V	C	W	D	T
D	W	X	B	M	Y	W	N	E	F	Y	M	H
G	N	I	D	N	A	T	S	R	E	D	N	U

b) Discuss with your Counselor how Christians enjoy the Gifts of the Spirit. Write a paragraph about at least one person you know who demonstrates some of these gifts by his/her life. Discuss with your AAD Group/Counselor.

4. Saint Paul further explains that those who live by the Holy Spirit enjoy the *Fruits of the Spirit*. Read Galatians 5:22-26.

a) The Fruits of the Holy Spirit are listed in the Seek and Find below. See if you can find them.

Z	T	S	E	L	F	C	O	N	T	R	O	L
V	W	K	S	Q	X	B	D	H	N	K	V	O
A	B	M	N	E	X	Y	K	I	Z	S	H	V
P	A	T	I	E	N	C	E	V	S	U	R	E
E	O	R	D	F	T	D	V	E	M	O	K	B
A	L	X	O	W	Z	L	N	I	V	Z	D	M
C	M	V	H	P	Q	D	L	I	G	H	C	Q
E	X	T	U	J	O	I	G	V	K	R	X	J
Y	K	L	A	O	T	X	W	Z	J	U	W	A
N	C	Z	G	Y	G	B	T	L	S	D	K	V
S	S	E	N	L	U	F	H	T	I	A	F	R

- b) Consider what a world it would be if all lived in "accord with the Spirit" and then discuss this with your family. Share your thoughts with your AAD Group/Counselor.

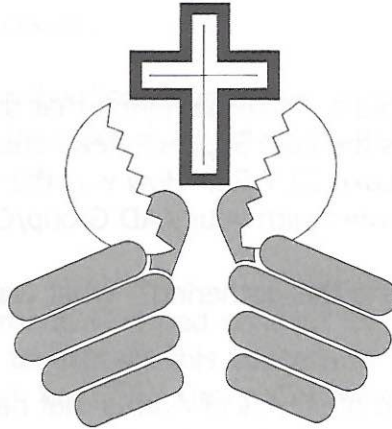
5. How are the Gifts and the Fruits of the Holy Spirit evident in the Spirit of Scouting?

## **B. Activity**

1. In the Sacrament of Confirmation, a person is anointed with the Holy Oil of Chrism. To understand the importance and symbolism of anointing, read Exodus 30:22-33 and discuss it with your AAD Group/Counselor. Today we use the Oil of Chrism for consecrations. Ask your Counselor to share with you why chrism was so important and valuable to the early Roman people, as well as to us today.
2. When confirming, the Bishop or his delegate says while anointing with oil, "(name), be sealed with the Gift of the Holy Spirit." Explain what this anointing means in your own words.
3. Upon becoming First Class, a Scout is expected to have grown in his ability to provide leadership and witness to the Scout Spirit. If you are a First Class Scout, or above, how have you been accomplishing this growth? If you're not a First Class Scout, what are you doing to prepare yourself to grow in these abilities? How does the role of a First Class Scout parallel the role of a confirmed Catholic? Discuss with your AAD Group/Counselor.
4. The Documents of Vatican II that deal with the laity specifically address youth in the Church. In these documents, the Bishops of the world state: "The young should become the first apostles of the young, in direct contact with them, exercising the apostolate by themselves among themselves, taking account of their social environment." Discuss with an Eagle Scout how he sees his role in helping younger Scouts see the values promoted by Scouting.
5. Witnessing often takes the form of simple actions you do in your everyday life. When the people of your parish collect food and clothing for poor people, they are witnessing to Christ's love for His people. What are some ways you witness in your daily life?
6. The document *The Church Today* from Vatican II said, "Everyone must consider all his neighbors without exception, as another self, taking into account first of all his life and the means necessary to living it with dignity." Discuss with your AAD Group/Counselor what is meant by human dignity. What lessens human dignity? Are there types of poverty, other than material, that lessen this dignity? Do one of the following:
  - a) Make two art projects, one showing human dignity, and one showing the loss of human dignity.



## Chapter 4: Eucharist



**EUCCHARIST: Jesus gives His Body and Blood to us in the form of bread and wine that we may be nourished and strengthened. Luke 22:19-20 "Then, taking bread and giving thanks, He broke it and gave it to them saying: "This is My Body to be given for you"...He did the same with the cup..."This cup is the new covenant in My Blood, which will be shed for you."**

Goal: As a Scout, to explore how the Eucharist unites me with my Christian past, and strengthens me for the present and future.

### A. Life Experience

1. Do the following, and discuss with your AAD Group/Counselor:

- a) When was the last time your family, including aunts, uncles, and grandparents, gathered for a special occasion (e.g., Thanksgiving, Christmas, family reunion)? What happened during the gathering? What was talked about? Was there a meal?
- b) Did you hear the adults telling stories of events that happened in the past? Share some of these stories and tell why you think the stories were important.
- c) Did you sense a feeling of unity among the adults or the youths? What activities were happening that demonstrated this sense of unity or oneness within the family?
- d) Were there any disagreements? How did this affect the family unity?

2. Why do you think that a Scout Troop is called a unit? Is unity there? Share some stories about how unity in the Scouting family is expressed. Discuss with your AAD Group/Counselor.
  
3. Matthew, Mark, and Luke record a *family* gathering that the apostles celebrated with Jesus. Today we know this as the Last Supper. Read one of the following: Matthew 26:17-30, Mark 14:12-25, or Luke 22:7-23. How was the Last Supper like your family celebration? Discuss the following with your AAD Group/Counselor:
  - a) What happened during this gathering? What was talked about? Was there a meal?
  - b) Was there any telling of stories of events that happened in the past? Why do you think these stories were important?
  - c) Was there a sense of unity among the group? What activities were happening that demonstrated this sense of unity, or oneness, within the group?
  - d) Were there any disagreements? How did this affect the unity of the group?
  
4. Read Exodus 12:1-14, 12:21-36. During the Last Supper, were the apostles and Christ simply remembering the Passover, or were they participating in the Passover? When you celebrate Thanksgiving, are you simply remembering the first Thanksgiving, or participating in the Thanksgiving? Have a discussion with your AAD Group/Counselor on this matter.
  
5. After Jesus' Ascension, the early Christians continued to celebrate this Passover/Last Supper/Eucharist on a regular basis.

In the year 64 A.D., the Roman Emperor Nero started a great persecution of the Christians living in Rome by having them imprisoned, crucified, fed to wild beasts and used as gladiators. Through all of this, the Christian community continued to meet and celebrate the Eucharist. The community experienced a great growth in membership, even converting many of their jailers and executioners. Similar persecutions, with the Eucharist continuing to be celebrated and the community growing, occurred in Ireland starting in 1604.

During the persecution of the Japanese Christians that started in 1638 under the Shogun Hideyoshi, the Christian community was all but wiped out. They were not permitted to continue the celebration of the Eucharist. Within one year, 35,000 Christians were executed, including all of the clergy. The borders were sealed and new

missionaries could not enter the country. When Japan was reopened to the West, the missionaries only found a handful of believers still in existence.

- a) What do these historical facts say about the power of the Eucharist? How do you see that power experienced in your parish family? Discuss this with your AAD Group/Counselor.
- b) After completing the discussion above, share with your family why we as Catholics come together at Sunday Mass or Sunday celebration in the absence of a Priest.

## **B. Activity**

1. Even in the Old Testament, God had concern for feeding His people (Exodus 16:4-15). Jesus continued to express this concern in John 6:1-15. Read and compare these two passages with your AAD Group/Counselor.
2. In John 6:26-35, 47-59 Jesus explains the real power and meaning of bread. In 1 Corinthians 11:23-29, Saint Paul also speaks of the meaning of the Eucharist and the necessary preparation in receiving the Body of Christ. Discuss with your AAD Group/Counselor your understanding of the power and meaning of bread.
3. This Bread is often referred to simply as Communion (Holy Communion). Looking carefully at the word Communion, what is its relationship to the Bread of Life?
4. You will find three code tables in Appendix H. Find which code table works with this passage and use that table to decode the whole message. Over each number below, place the corresponding letter from the correct code table.

4/14// 22/14/21/14/15/10/14// 9/13/7/25// 21/13/20/20/24/5/15/13/5// 4/9/14/5// 4/14//  
3/9/12/22/14// 15/5// 17/9/14// 14/24/21/9/12/22/15/3/17// 13/26/17/14/5// 21/12/7/7/14/1//  
17/9/14// 14/24/ 21/9/12/22/15/3/17/15/21// 20/14/12/7// (20/12/3/3//). 20/12/5/25//  
17/22/12/21/14/3// 13/26// 17/9/14// 13/22/15/2/15/5/12/7// 23/14/4/15/2// 20/14/12/7//  
22/14/20/12/15/5// 15/5// 17/9/14// 14/24/21/9/12/22/15/3/17// 14/10/14/5// 17/13/1/12/25//  
3/14/14// 15/26// 25/13/24// 21/12/5// 20/12/17/21/9// 3/13/20/14// 13/26// 17/9/14/20//  
4/15/17/9// 17/9/14// 21/13/20/20/13/5// 15/17/14/20/3// 12/17// 25/13/24/22// 20/14/12/7/3//

5. Match column **A** to column **B** and discuss with your group how the Mass is similar to a family meal.

**A**

Altar  
Chalice  
Paten  
C corporal  
Purificator  
Bread  
Wine  
Hands  
Altar Cloth

**B**

Knife  
Vegetables  
Salad  
Table  
Drink  
Napkin  
Meat  
Plate  
Dessert  
Spoon  
Cup or Glass  
Bread  
Place Mat  
Tablecloth

6. Do the following:

- a) Read Genesis 22:9-13, Exodus 24:3-8, and Hebrews 9:11-15. Compare and discuss these readings with your AAD Group/Counselor.
- b) Earlier readings in this chapter concern the Last Supper. The table in these readings was, in fact, called a table. However, we today often refer to it as the altar. Why was the name changed?

7. Frequently in Scripture, Saint John refers to Jesus as the Lamb of God or the Sacrificial Lamb. Discuss with your AAD Group/Counselor the relationship between the Passover Lamb (Exodus 12:21-27) and the Lamb of God.

8. The Passover Lamb was sacrificed on the altar in the Temple. What was the altar of the Lamb of God?



9. Read Luke 9:23-26. What does Jesus mean when He says each of His followers is to take up his cross daily? Do a good turn today in a spirit of sacrifice.

10. You will find three code tables in Appendix H. Find which code table works with this message and use that table to decode the whole message. Place the corresponding letter from the correct code table over each number below.

10/9// 20/4/21/12// 6/10/14/10// "2/1// 18/16/4/9/21/19/16/10// 13/21/6/9//

17/4/4/23// 26/10// 26/9// 9/4// 7/16/4/8/19/10/10// 8/6/26/9/21// 13/25/9/21/14/25/9//

7/16/6/3/9/26/3/26/12/17// 26/9// ?" (20/4/21/12// 2:14) 9/ 21/19// 19/25/3/21/6/16/26/10/9//

17/26/5/19/10// 25/10// 9/21/19// 10/9/16/19/12/17/9/21// 9/4// 3/6/16/16/1// 4/25/9// 9/21/19//

7/16/19/10/19/12/3/19// 4/8// 20/19/10/25/10// 26/12// 15/26/8/19//.

a) Discuss with your AAD Group/Counselor how you carry this presence of Jesus to others through service. Think back to service that you have already done as a Scout and Christian.

b) Under the guidance of your Counselor, do something to bring Jesus' presence to a person or people other than your family. It should demonstrate your ability to bring the presence of Jesus into their lives.

11. Having been nourished by the Lord Himself, the Catholic Christian should, with active love, eliminate all prejudices and all barriers to brotherly cooperation with others. The Eucharist is a Sacrament of unity. It is meant to unite the faithful more closely each day with God and with one another. Think about it. Now ask yourself: Are all Christians actively eliminating prejudices and barriers to brotherly cooperation? What are you doing as a Scout in this regard? Discuss your thoughts with your AAD Group/Counselor.

### C. Faith Response

1. Do the following:

- a) In the Seek and Find below, there are nine articles used at a Eucharistic meal (Mass). See if you can find all nine (9).

A	L	T	A	R	C	L	O	T	H	D	H	P
L	K	N	W	O	V	P	N	V	H	K	V	E
T	V	Z	E	D	A	U	L	G	W	W	C	H
A	B	C	R	T	Z	R	V	Q	J	I	R	G
R	K	L	E	V	B	I	K	F	L	P	C	H
B	A	N	N	E	R	F	W	A	S	T	X	O
R	V	B	P	S	C	I	H	M	F	V	E	Z
E	N	I	W	N	Y	C	C	Y	P	J	L	D
A	D	K	T	Q	L	A	R	L	Z	Y	D	H
D	M	V	G	B	V	T	V	I	S	G	N	K
N	R	L	W	G	C	O	R	P	O	R	A	L
Z	X	A	H	B	L	R	Q	X	R	Q	C	Z

- b) With your AAD Group and Counselor, visit a church and the sacristy and explain each item found in the Seek and Find above and describe how it is used in Mass.
2. List three things that you can do to make your celebration of the Eucharist meaningful for you and your family and a better expression of unity with the parish family.

a) \_\_\_\_\_

b) \_\_\_\_\_

c) \_\_\_\_\_

As a group, pick three things from all your lists and do them.



## **SECTION THREE**

### **Sacraments of Healing**

Every society, community, organization, and family is brought together by its love, care, concern, and forgiveness of one another. As I grow in skills and leadership, I foster unity and harmony among my fellow Scouts in order to accomplish the tasks of Scouting. Within my faith, one way this is expressed is in the Sacraments of Healing.

### **Chapter 5: Penance and Reconciliation**

**PENANCE & RECONCILIATION: Jesus strengthens us in our weakness as we celebrate His forgiveness. 1 John 1:9 "But if we acknowledge our sins, He who is just can be trusted to forgive our sins and cleanse us from every wrong."**

Goal: As a Scout, to grow in understanding God's unconditional love through the gift of forgiveness and reconciliation in the Sacrament of Reconciliation.

#### **A. Life Experience**

1. Do the following:
  - a) List some of your closest friends, not necessarily Scout friends. (The most important relationships in Scouting and life are the friendships that you have developed.)
  - b) Have you ever had a disagreement, argument, or a fight with any of these friends?
  - c) Recall a friendship or relationship that was permanently harmed, injured, hurt, or weakened by an event or dispute. Did you forgive one another? What happened? Why were you unable to redevelop the friendship as before? Were others also affected?
  - d) Recall a friendship or relationship that was temporarily harmed, injured, hurt or weakened by an event or dispute. What happened? What made it possible for your friendship to redevelop? Were others also affected?

2. Read one of the following, and discuss with your AAD Group /Counselor.

Read Luke 23:39-43. What were the feelings of the two people with Jesus? How did their reaction to Jesus differ? Did one ask for forgiveness? Were any relationships reconciled? Were any not reconciled? How did Jesus respond?

OR

Read Luke 15:11-32. What were the feelings and actions of the Father (God)? How did the sons act toward the father and each other? Were any relationships reconciled? Were any relationships not reconciled?

3. While one person can forgive another, it requires two to reconcile (return) a friendship to its former trust. Read John 20:19-23. Here Jesus instructs the apostles to forgive sin (reconcile) in His name.

- a) What are the necessary steps for the Sacrament of Reconciliation? Discuss with your AAD Group/Counselor.
- b) Today there are two settings in which we can receive the Sacrament of Reconciliation. Compare and discuss with your AAD Group/Counselor the difference between the two settings.

## B. Activity

1. You will find three code tables in Appendix H. Find which code table works with this message, and use that table to decode the whole message. Place the corresponding letter from the correct code table over each number below.

20/14// 3/14/7// 25/4/1/4/1/15/4/25// 6/11/4// 16/23/25/2/6// 6/23/1/4// 3/14/7//

25/4/9/4/23/12/4/20// 6/11/4// 2/26/9/25/26/1/4/17/6// 14/16//

25/4/9/14/17/9/23/13/23/26/6/23/14/17//? 2/11/26/25/4// 2/14/1/4// 14/16// 6/11/4//

16/4/4/13/23/17/19/2// 3/14/7// 11/26/12/4// 11/26/20// 8/11/4/17//

3/14/7// 11/26/12/4// 25/4/9/4/23/12/4/20// 6/11/4// 2/26/9/25/26/1/4/17/6//

14/16// 25/4/9/14/17/23/13/23/26/6/23/14/17// 8/23/6/11// 3/14/7/25// 19/25/14/7/21//.

2. Discuss the following with your AAD Group/Counselor.

- a) Why do we need to confess our sins to someone?
- b) Why do we as Catholics confess our sins to a Priest?

3. Whatever a person does in life, whether good or bad, is the choice of that person. If a bad choice is made that harms oneself or others, it is a sin. The person is fully responsible for the action and the results of that action. Therefore, restitution and reconciliation must be made for the sin. Complete the table below.

The Sin Of: (Choice)	Possible/Probable Results of the Sin (Effects on Self & Others)	Appropriate Penance and Restitution (In Addition to Reconciliation)
Cheating		
Bullying of Others		
Lying		
Skipping School		
Shoplifting		
Drug Abuse		
Premarital Sex		

4. In the Lord's Prayer, we pray, "forgive us our sins, as we forgive those who have sinned against us." Jesus said, "If you are offering your gift at the altar, and then remember that your brother has anything against you, leave your gift before the altar and go first to be reconciled to your brother, and then come and offer your gift" (Matthew 5:23-24). Sinners who are really sorry for their sins must not only ask for God's forgiveness. Sinners must also show that they are sorry by their actions in seeking to be reconciled with their brothers and sisters.

If you have hurt or made someone angry in your troop, school, or family, show your desire to be reconciled. Is this hard to do? Why? Talk it over with your Counselor. In the space provided, write what you did and how you felt.

---

---

---

---

---

5. Forgiveness is an important part of our daily life. How can you bring a spirit of forgiveness into play in your troop, school, or family activities? Discuss with your AAD Group/Counselor and put this into practice.
6. Your active participation in Scouting strengthens your Scout Spirit. Scout Spirit is a necessary element to advance in Scouting. How does your active participation in Reconciliation strengthen your Christian spirit? Discuss with your AAD Group/Counselor.

**C. Faith Response**

1. Express your ideas of God's forgiveness in one of the following ways, and share with your AAD Group/Counselor:
  - a) Make a collage
  - b) Make a video presentation (video, movie, slides, etc.)
  - c) Make an audio presentation (story telling, music selection, raps, etc.)
  - d) Write a play (puppet, drama, etc.)
2. Take part in a prayer service. This prayer service should include an examination of conscience, an Act of Contrition, and a symbolic gesture of forgiveness.

Signoff:

I certify that the requirements for this section have been satisfactorily completed:

\_\_\_\_\_  
Scout's Signature Date

\_\_\_\_\_  
Counselor's Signature Date

Follow-up:

Share some of the spiritual growth you experienced in this chapter with your Scoutmaster at your next Scoutmaster Conference.

I acknowledge that this spiritual growth discussion has been conducted.

\_\_\_\_\_  
Scoutmaster's Signature Date

## Chapter 6: Anointing of the Sick

**ANOINTING OF THE SICK:** The Holy Spirit comes to heal the body and soul of those who are sick. John 3:16-17 "Yes, God so loved the world... that whoever believes in Him may not die but may have eternal life." James 5: 14-16 "Is anyone among you sick? He should summon the presbyters of the church, and they should pray over him and anoint (him) with oil in the name of the Lord, and the prayer of faith will save the sick person, and the Lord will raise him up. If he has committed any sins, he will be forgiven. Therefore, confess your sins to one another and pray for one another, that you may be healed. The fervent prayer of a righteous person is very powerful."

Goal: As a Scout, to grow in understanding the Church's healing ministry to the sick and the Christian attitude toward suffering and illness.

### A. Life Experience

1. Remember the last time you were really sick or hurt. Were you scared, alone, or confused? Who was the person whom you wanted to have at your side? How did this person help you with your fears and confusion? Share how you felt with your AAD Group/Counselor.
2. Have you ever had a friend who was sick or hurt? How did you help him/her overcome their fears and concerns? How did you feel?
3. Even though God is good, why do you think God permits sickness and injury in the world? Did the illness in A-1 provoke a search for God or a return to God? Circle either one:

Search

Return

Discuss this with your AAD Group/Counselor.

4. In the Sacrament of Anointing of the Sick, our faith family attempts to respond to those who are sick, injured, or dying by gathering around them in prayer. Saint James taught us in his letter what to do for the sick and dying. Read James 5:14-16. List what we are to do and then discuss with your AAD Group/Counselor.
5. The Gospels are filled with Jesus' concern for the sick. He is often called "the Great Physician." Read three of the following passages: Matt 8:1-15, Matt 9:18-31, Mark 1:40-42, Mark 6:54-56, Mark 7:32-35, or Mark 8:22-26. Discuss with your AAD



Group/Counselor how Saint James' instructions to the early Church follow the example of Jesus' cures found in these passages.

6. After Jesus' Ascension, the early Church continued His healing ministry. Read Acts 3:1-8 and Acts 5:12-15. How did these miracles (cures) differ from the miracles of Jesus, or did they? Explain.

## **B. Activity**

1. In the Sacrament of Anointing of the Sick, we the Church today continue Jesus' healing ministry. Read the excerpts from the Rite of Anointing of the Sick (Appendix D) or attend an anointing, then discuss what you learned with your AAD Group/Counselor. What are the two most important signs used in this Sacrament? Discuss them with your AAD Group/Counselor.
2. What kinds of healing would we expect to happen to someone who has been anointed?
3. Should other people be present at an anointing? If so, who and why?
4. a) This Sacrament is used by the Church in a variety of situations. Unscramble the examples given below:
  - i. NI IINNMGTSER OT THE EELLDRY
  - ii. BEEFOR SSEUROI SYURREG
  - iii. UUNNNCCOOSSSSIE
  - iv. SSEUROI LLISSEN RO IYNRJU
  - v. SSEUROI MLEANT LLISSEN

For a dying person, the church offers special prayers.

- b) Act out the administration of the Sacrament of the Anointing of the Sick. Have one of your members take the role of the Priest and another role of the sick person.
5. As a Catholic Scout, how should you care spiritually for a sick and dying person who is a Catholic and one who is not a Catholic?

6. Does this caring differ from what you did for the friend you discussed at the beginning of this chapter in A-2? Discuss what is different and what is the same with your AAD Group/Counselor.
7. What would you do if the person wished to be baptized?
8. What would you do if the person was unconscious?
9. The Sacrament of Anointing of the Sick is one way of carrying out Jesus' ministry to the sick. List some additional ways that you can carry out this ministry.

### **C. Faith Response**

1. Write a prayer that you could share with a sick person. Share this prayer with a sick person.
2. Over a period of one month, help an elderly, sick, or injured person(s) in some of the following ways:
  - a. By escorting him or her to church.
  - b. By assisting with home repairs, yard work, or errands.
  - c. By securing others to help shut-in people.
  - d. By arranging and assisting a visit by a Priest to administer the Sacraments for a shut-in.
  - e. By arranging and assisting a visit by a Priest or Eucharistic minister to administer the Sacrament of the Eucharist.
  - f. By working/visiting in a nursing/retirement home.
  - g. By visiting a hospital.
  - h. By carrying out some other like project approved by your Counselor and parents.



## **SECTION FOUR**

### **THE SACRAMENTS OF SERVICE and Commitment**

God calls each of us to live out our special vocations within the faith community. We are called to give service within the Church through the vocation of single life, religious life, marriage, or ordained ministry.

The vocation to the religious life or to the single lay life is recognized by the Church as important means for individuals to respond to God's call and the needs of the Church. Individuals called by God to these commitments are nourished by Baptism, Confirmation, Reconciliation, and Eucharist. It is through these sacraments that they, in turn, are enabled to extend Christ's friendship and love to others.

Those called to ordained ministry or married life receive a special sacrament. While they are also nourished by Baptism, Confirmation and Eucharist, because of their roles within the faith community, these individuals need the added strength received from the Sacrament of Holy Orders or the Sacrament of Marriage (Sacraments of Service). These two sacraments serve important and complementary functions in the Church. For a comparison of these similarities within the Rites, refer to Appendix G.



## Chapter 7: Holy Orders

**HOLY ORDERS: Chosen Catholics are given the position of leadership as Deacons, Priests, and Bishops. Ephesians 4:11-12 "It is He (Christ) who gave apostles, prophets, evangelists, pastors, and teachers in roles of service for the faithful to build up the Body of Christ."**

**GOAL:** As a Scout, to investigate how ordination helps individuals grow in holiness and witness to Christ's love through their ministerial service to the people of God.

### A. Life Experience

1. Do the following:

a) The Scout Slogan "Do a Good Turn Daily" is the backbone of the Scouting Spirit. Who do you personally know in your troop, district or community whose personality brings this slogan to life? Share with your AAD Group/Counselor how and why you feel this person's life exemplifies the Scout Slogan.

b) Why does he/she spend so much time and energy in service to others?

c) Why do you think his/her role is important to the troop, community, and/or you? Share your thoughts with your AAD Group/Counselor.

2. Jesus' example demonstrates the need for service within the faith community. Read the following and discuss with your AAD Group/Counselor the call, selection, and mission of the Bishop/Priest in these readings. Note that the "call" continues even in the Church today.
  - a) Matthew 4:18-22 (Call), 9:35-10:10 (Selection), 28:16-20 (Mission)
  - b) Mark 6:7-6:12-16 (Call), 3:13-19 (Selection), 6:7-13, 16:20 (Mission)
  - c) Acts 6: 1-7 (Call), 6:12-16 (Selection), 9:1-6, 24:46-49 (Mission)
3. How are the characteristics of the person you discussed in A-1 above different from those of the apostles, and how are they similar?

## **B. Activity**

1. Today, individuals are still being called to serve our faith community as Bishops, Priests and Deacons. Each receives the Sacrament of Holy Orders and has a distinctive role of service to the faith community.

Do one of the following:

- a) Attend or view a video of an ordination to the Episcopate, Priesthood or Diaconate. Share with your AAD Group/Counselor what impressed you most about the ordination ceremony.
  - b) Identify the sacramentals (symbols of their office) that distinguish the three orders of Bishop, Priest, and Deacon.
  - c) Read the Rite of Ordination in Appendix E and discuss with your Pastor, Priest, or a Religious Education teacher. Then write a paragraph about the commitment required of a Priest. What kind of commitment do the vows, or promise of obedience, and the receiving of a stole express?
2. After completing all the previous exercises, Read 1 Timothy 3:1-7 (Bishop) or 1 Timothy 3:8-13 (Deacon). Then conduct an interview with a Bishop, Priest, or Deacon. The following might be used as part of your interview.
    - a) What was most meaningful to you in the Sacrament of Holy Orders?

- b) You wear a stole (or pallium) as a mark of authority. What do you think is the best way to serve with authority?
- c) In what ways do you exercise your role as Priest, Bishop, Deacon, prophet, and king in your ordained life?
- d) How does the media presentation of the ministerial life help or hinder your ministry?

3. After completing exercise B-1 and B-2, do the following:

- a) Share the results of your interview with your AAD Group/Counselor.
- b) Share with your parents the level of maturity needed for the Sacrament of Holy Orders.
- c) List the qualities you need to develop in order to become a Bishop, Priest, or Deacon. Explain why you chose these qualities to your AAD Group/Counselor.

### **C. Faith Response**

1. Do one of the following:

- a) Visit a seminary and worship with the seminarians.
- b) Correspond at least twice with a seminarian. Record his name and the dates of your letters. Attach the letters from him to this book.
- c) Read an article or pamphlet concerning the seminary or priestly life. Write a short report and attach to this book.
- d) Over the years, many Scouts have become Priests. Write any likenesses you see between Scouting and the Priesthood and attach the list to this book.
- e) Write a brief description of the seminary training, which prepares a candidate for the Priesthood, and attach it to this book.

2. Do the following:

- a) A Priest and Deacon are ordained to serve a parish family. Many people assist them in service to the parish. With the guidance of your Counselor, assist in one of the ministry projects of your parish.

- b) Remember your discussion in requirement A-1 of this chapter. How is what you have done above in C-2 similar to the Scout Slogan, Oath, and Law? Write a short paper or a long paragraph about this and attach it to this book.
3. In appreciation of what you have learned and experienced, select a Bishop, Priest, or Deacon whom you admire and do one of the following:
- a) Make a poster or banner about how and why you appreciate him.
  - b) Make a video presentation (video, movie, slides, etc.) about how and why you appreciate him.
  - c) Make an audio presentation (storytelling, music selection, rap, etc.) about how and why you appreciate him.
  - d) Make a play (puppet, drama, etc.) about how and why you appreciate him.
  - e) Write an article (story) about how and why you appreciate him.
  - f) To show your appreciation for your Priests, Deacons, or Bishop, plan a Priesthood Sunday project. Consult the Serra Club website for ideas.



Signoff:

I certify that the requirements for this section have been satisfactorily completed:

Scout's Signature \_\_\_\_\_ Date \_\_\_\_\_

Counselor's Signature \_\_\_\_\_ Date \_\_\_\_\_

Follow-up:

Share some of the spiritual growth you experienced in this chapter with your Scoutmaster at your next Scoutmaster Conference.

I acknowledge that this spiritual growth discussion has been conducted.

Scoutmaster's Signature \_\_\_\_\_ Date \_\_\_\_\_



## Chapter 8: Marriage

**MARRIAGE:** Jesus is brought into the lives of a couple to give them support and encouragement to their commitment to each other. In Matthew 19:4-6 Jesus replied, "Have you not read that at the beginning the Creator made them male and female and declared, 'For this reason a man shall leave his father and mother and cling to his wife, and the two shall become as one.' Thus they are no longer two but one flesh."

Goal: As a Scout, to investigate how Marriage helps spouses grow in holiness and to witness to Christ's love through each other and their families.

### A. Life Experience

1. Discuss the following with your AAD Group/Counselor:
  - a) Have you had a Scouting experience that required other Scouts to help you? What was it?
  - b) Share the elements that make a smooth, efficient, and successful Scouting experience.
  - c) For a Scouting experience to be at its best, your troop and patrol must work together as a close team. This makes for successful teams in football, basketball, soccer, and baseball, as well as in Scouting and other walks of life. In your patrol, is there one member that you seem to work better with than the others? Why?
  - d) Is this person your best friend in and out of Scouting? If so, why? If not, who is your best friend and why?
2. In creating human beings, God made it natural and necessary to seek companionship and support from others. Genesis 2:18-25 relates one example of this companionship and support. Read and share your views with your AAD Group/Counselor.
3. Discuss the following with your AAD Group/Counselor.
  - a) How does a married couple function as one?
  - b) What happens when teamwork or unity breaks down in marriage?

## B. Activity

1. Do one of the following:

- a) Attend a Catholic wedding. Share with your AAD Group/Counselor what impressed you most about the homily, readings, and wedding ceremony. How do the vows and rings express the couple's commitment to one another?
- b) Read the Rite of Marriage in Appendix F. Discuss with your AAD Group/Counselor. Write a paragraph about the commitment required of a couple. How do the vows and rings express the couple's commitment to one another?

2. The importance of this companionship through marriage can be seen in Jesus' beginning His public ministry and teaching at a wedding feast. Read John 2:1-11.

Discuss the following with your parents:

- a) What was meaningful to them when they received the Sacrament of Marriage?
- b) Why did they feel called by God to be married?
- c) How do they help the Church as a married person and/or couple?

3. Read I Corinthians 13:4-7 with a married couple approved by your Counselor. Have them share with you how marriage helps them grow in holiness and witness Christ's love to each other and their family.

4. Discuss with a married couple how the Sacrament of Marriage helps them live out their Christian commitment to their community. Does this conflict with society's presentation of marriage in movies, TV, newspapers, magazines, etc.? Explain.

5. After completing numbers 3 and 4 above, discuss the results with your AAD Group/Counselor.

6. Do the following:

- a) One of the purposes of the Sacrament of Marriage is to provide a stable and loving environment in which to have and raise children. Discuss this with your AAD Group/Counselor.
- b) Considering the previous question, discuss with your parents and/or another married couple approved by your Counselor, the level of maturity needed to marry.

- c) List the qualities needed to become a good husband and father.

### **C. Faith Response**

1. Do something that will help your family grow stronger and stay committed to unity. For example, ask your family to share one regular meal per day together. Recalling the discussions you had about cooperation in your troop (see above sections A-1b and A-1c), how was that similar to what you did to promote family unity and strength? Write a short paper or a long paragraph about this and attach to this book.
2. In appreciation of what you have learned and experienced about married life, select a couple whom you admire and do one of the following:
  - a) Make a poster or banner about why you appreciate them.
  - b) Make a video presentation (video, movie, etc.) about how and why you appreciate them.
  - c) Make an audio presentation (storytelling, music selection, etc.) about how and why you appreciate them.
  - d) Make a play (puppet, drama, etc.) about how and why you appreciate them.
  - e) Write an article (story) about how and why you appreciate them.

**Signoff:**

I certify that the requirements for this section have been satisfactorily completed:

\_\_\_\_\_  
Scout's Signature Date


\_\_\_\_\_  
Counselor's Signature Date

**Follow-up:**

Share some of the spiritual growth you experienced in this chapter with your Scoutmaster at your next Scoutmaster Conference.


I acknowledge that this spiritual growth discussion has been conducted.

\_\_\_\_\_  
Scoutmaster's Signature Date



APPENDIX A

SACRAMENT CROSSWORD PUZZLE



**Across**

1. What one must have in order to be reconciled.
3. Jesus gave His \_\_\_\_ and Blood to us at the Last Supper.
5. Bread and Wine are changed to Jesus' body and blood during the Celebration of \_\_\_\_\_.
9. In Reconciliation we ask for the forgiveness of \_\_\_\_\_.
10. What one is asked to do to complete the Sacrament of Reconciliation.
11. Anointed with at Baptism.
12. One of the symbols of Confirmation.
13. There are \_\_\_\_ Sacraments.
14. Needed in order to baptize.
15. The \_\_\_\_ of Contrition is part of Reconciliation.
16. First Sacrament of Initiation.
17. Anointed with at Confirmation.
20. Baptism, Confirmation, Eucharist - Sacraments of \_\_\_\_\_.
21. A couple makes a lifelong \_\_\_\_\_.
23. Word that refers to an ordained minister empowered to celebrate Mass.

**Down**

1. A symbol of the priest's power to forgive.
2. The Last Supper was celebrated in the upper \_\_\_\_\_.
3. The normal conferrer of Confirmation.
4. Sacrament that is directly related to Pentecost.
6. "I \_\_\_\_ you from your sins".
7. During Mass, it is changed to the Blood of Christ.
8. Refers to Jesus' gift of His own Body and Blood.
13. Third person of the Trinity.
18. Sacraments are visible signs given to us by Jesus to share in His \_\_\_\_\_.
19. One of the two substances needed to celebrate Eucharist.
21. Used to receive the Blood of Christ.
22. These are exchanged by the man and woman in the Sacrament of Marriage
24. Another word for symbol.

## APPENDIX B

### Rite of Baptism<sup>3</sup>

#### Celebration of the Sacrament

53. When they come to the font, the celebrant briefly reminds the congregation of the wonderful work of God whose plan it is to sanctify man, body and soul, through water.

**My dear brothers and sisters, we now ask God to give these children new life in abundance through water and the Holy Spirit.**

#### Renunciation of Sin and Profession of Faith

56. The celebrant speaks to the parents and godparents in these words:

**Dear parents and godparents: You have come here to present these children for baptism. By water and the Holy Spirit they are to receive the gift of new life from God, who is love.**

**On your part, you must make it your constant care to bring them up in the practice of the faith. See that the divine life which God gives them is kept safe from the poison of sin, to grow always stronger in their hearts.**

**If your faith makes you ready to accept this responsibility, renew now the vows of your own baptism. Reject sin; profess your faith in Christ Jesus. This is the faith of the Church. This is the faith in which these children are about to be baptized.**

57. The celebrant questions the parents and godparents.

Celebrant:  
**Do you reject Satan?**  
Parents and godparents: **I do.**

Celebrant:  
**And all his works?**  
Parents and godparents: **I do.**

Celebrant:  
**And all his empty promises?**  
Parents and godparents: **I do.**

58. Next the celebrant asks for the threefold profession of faith from the parents and godparents:

Celebrant:  
**Do you believe in God, the Father almighty, creator of heaven and earth?**  
Parents and godparents: **I do.**

Celebrant:  
**Do you believe in Jesus Christ, his only son, our Lord, who was born of the Virgin Mary, was crucified, died, and was buried, rose from the dead, and is now seated at the right hand of the Father?**  
Parents and godparents: **I do.**

Celebrant:  
**Do you believe in the Holy Spirit, the holy catholic Church, the**

**communion of saints, the forgiveness of sins, the resurrection of the body, and life everlasting?**  
Parents and godparents: **I do.**

59. The celebrant and the congregation give their assent to the profession of faith:

Celebrant:  
**This is our faith. This is the faith of the Church. We are proud to profess it, in Christ Jesus our Lord.**  
All: **Amen.**

#### Baptism

60. The celebrant invites the family to the font. Using the name of the individual child, he questions the parents and godparents.

Celebrant:  
**Is it your will that N. should be baptized in the faith of the Church, which we have all professed with you?**  
Parents and godparents: **It is.**

He baptizes the child, saying:  
**N., I baptize you in the name of the Father,**

**He immerses the child or pours water upon it.**  
**and of the Son,**

**He immerses the child or pours water upon it a second time.**  
**and of the Holy Spirit.**

**He immerses the child or pours water upon it a third time.**

#### Anointing with Chrism

62. Then the celebrant says:

**God the Father of our Lord Jesus Christ has freed you from sin, given you a new birth by water and the Holy Spirit, and welcomed you into his holy people. He now anoints you with the chrism of salvation. As Christ was anointed Priest, Prophet, and King, so may you live always as members of his body, sharing everlasting life.**  
All: **Amen.**

Next, the celebrant anoints the child on the crown of the head with chrism, in silence.

#### Clothing with White Garment

63. The celebrant says:

**N., you have become a new creation, and have clothed yourselves in Christ.**

**See in this white garment the outward sign of your Christian dignity. With your family and friends to help you by word and example, bring that dignity unstained into the everlasting life of heaven.**  
All: **Amen.**



The white garment is put on the child. A different color is not permitted unless demanded by local custom. It is desirable that the family provide the garment.

### Lighted Candle

64. The celebrant takes the Easter candle and says:

**Receive the light of Christ.**

Someone from the family (e.g., the father or godfather) lights the child's candle from the Easter candle.

The celebrant then says:

**Parents and godparents, this light is entrusted to you to be kept burning brightly. This child of yours has been enlightened by Christ. He is to walk always as a child of the light. May they keep the flame of faith alive in their hearts. When the Lord comes, may they go out to meet him with all the saints in the heavenly kingdom.**

**Note: This Rite is normally inserted within the Liturgy of the Word or the Mass.**

## APPENDIX C<sup>4</sup>

### Rite of Reconciliation

#### Reception of the Penitent.

41. When the penitent comes to confess his sins, the priest welcomes him warmly and greets him with kindness.

42. Then the penitent makes the sign of the cross which the priest may make also.

**In the name of the Father, and of the Son, and of the Holy Spirit. Amen.**

The priest invites the penitent to have trust in God, in these or similar words:

**May God, who has enlightened every heart, help you to know your sins and trust in his mercy.**

The penitent answers: **Amen.**

#### Confession of Sins and Acceptance of Satisfaction.

44. Where it is the custom, the penitent says a general formula for confession (for example, **I confess to almighty God**) before he confesses his sins.

If necessary, the priest helps the penitent to make an integral confession and gives him suitable counsel. He urges him to be sorry for his faults, reminding him that through the sacrament of penance the Christian dies and rises with Christ and is thus renewed in the paschal mystery. The priest proposes an act of penance which the penitent accepts to make satisfaction for sin and to amend his life.

The priest should make sure that he adapts his counsel to the penitent's circumstances.

#### Prayer of the Penitent and Absolution

45. The priest then asks the penitent to express his sorrow, which the penitent may do in these or similar words:

**My God, I am sorry for my sins with all my heart. In choosing to do wrong and failing to do good, I have sinned against you whom I should love above all things. I firmly intend, with your help, to do penance, to sin no more, and to avoid whatever leads me to sin. Our Savior Jesus Christ suffered and died for us. In his name, my God, have mercy.**

Or:

**Lord Jesus, Son of God have mercy on me, a sinner.**

#### Absolution

46. Then the priest extends his hands over the penitent's head (or at least extends his right hand) and says:

**God, the Father of mercies, through the death and resurrection of his Son has reconciled the world to himself and sent the Holy Spirit among us for the forgiveness of sins; through the ministry of the Church may God give you pardon and peace, and I absolve you from your sins in the name of the Father, and of the Son, and**

**of the Holy Spirit.**

The penitent answers: **Amen.**

#### Proclamation of Praise of God and Dismissal

47. After the absolution, the priest continues:

**Give thanks to the Lord, for He is good.**

The penitent concludes: **His mercy endures forever.**

Then the priest dismisses the penitent who has been reconciled, saying:

**The Lord has freed you from your sins. Go in peace.**

**Note: The communal form of this Rite is normally inserted within the Liturgy of the Word.**

## APPENDIX D<sup>5</sup>

### Rite of Anointing of the Sick

#### Instruction

117. Then he addresses those present in these or similar words:

My dear friends, we are gathered here in the name of our Lord Jesus Christ who is present among us. As the gospels relate, the sick came to him for healing; moreover, he loves us so much that he died for our sin. Through the apostle James, he has commanded us: "Are there any who are sick among you? Let them send for the priests of the Church, and let the priests pray over them, anointing them with oil in the name of the Lord; and the prayer of faith will save the sick persons, and the Lord will raise them up; and if they have committed any sins, their sins will be forgiven them."

Let us therefore commend our sick brother/sister N. to the grace and power of Christ, that He may save him/her and raise him/her up.

#### Penitential Rite

118. The priest invites the sick person and all present to join in the penitential rite, (using form similar to the start of Mass).

#### Liturgy of Anointing

My brothers and sisters, in our prayers of faith let us appeal to God for our brother/sister N.

Come and strengthen him/her through this holy anointing: Lord, have mercy.  
R. Lord, have mercy.

Free him/her from all harm: Lord, have mercy..

Free him/her from sin and all temptation: Lord, have mercy.

Relieve the sufferings of all the sick (here present): Lord, have mercy.

Assist all those dedicated to the care of the sick: Lord, have mercy.

Give life and health to our brother/sister N., on whom we lay our hands in your name: Lord, have mercy.

#### Laying on of Hands

122. In silence, the priest lays his hands on the head of the sick person.

*Blessing of Oil* --When the priest blesses the oil during the rite, he uses the following blessing:

Let us pray.

God of all consolation, you chose and sent your Son to heal the world. Graciously listen to our prayer of faith: send the power of your Holy Spirit, the Consoler, into this precious oil, this soothing ointment, this rich gift, this fruit of the earth.

Bless this oil and sanctify it for our use.

Make this oil a remedy for all who are anointed with it; heal them in body, in soul and in spirit, and deliver them from every affliction.

We ask this through our Lord Jesus Christ, your Son, who lives and reigns with you and the Holy Spirit, one God, for ever and ever.

R. Amen.

#### Anointing

124. The priest anoints the sick person with the blessed oil.

First he anoints the forehead, saying:

Through this holy anointing may the Lord in His love and mercy help you with the grace of the Holy Spirit.

R. Amen.

Then he anoints the hands, saying:

May the Lord who frees you from sin save you and raise you up.

R. Amen.

Depending upon the culture and traditions of the place, as well as the condition of the sick person, the priest may also anoint additional parts of the body, for example, the area of pain or injury.

#### Prayer after Anointing

Let us pray.

Father in heaven, through this holy anointing grant N. comfort in his/her suffering.

When he/she is afraid, give him/her courage, when afflicted, give him/her patience, when dejected, afford him/her hope, and when alone, assure him/her of the support of your holy people.

We ask this through Christ our Lord.

R. Amen (or one of the other 6 prayers for specific injuries or conditions).

Note: This Rite normally is inserted within the Liturgy of the Word.

## APPENDIX E<sup>6</sup>

### Rite of Ordination of a Priest

#### Homily

14. Then all sit, and the bishop addresses the people and the candidate on the duties of a priest. He may use these words:

**This man, your relative and friend, is now to be raised to the order of priests. Consider carefully the position to which he is to be promoted in the Church.**

**It is true that God has made His entire people a royal priesthood in Christ. But our High Priest, Jesus Christ, also chose some of His followers to carry out publicly in the Church a priestly ministry in His name on behalf of mankind. He was sent by the Father, and He in turn sent the apostles into the world; through them and their successors, the bishops, He continues His work as Teacher, Priest, and Shepherd. Priests are co-workers of the order of bishops. They are joined to the bishops in the priestly office and are called to serve God's people.**

**Our brother has seriously considered this step and is now to be ordained to priesthood in the presbyterial order. He is to serve Christ the Teacher, Priest, and Shepherd in His ministry which is to make His own body, the Church, grow into the people of God, a holy temple.**

**He is called to share in the priesthood of the bishops and to be molded into the likeness of Christ, the supreme and eternal Priest. By consecration he will be made a true priest of the New Testament, to preach the Gospel, sustain God's people, and celebrate the liturgy, above all, the Lord's sacrifice.**

He then addresses the candidate(s):

**My son, you are now to be advanced to the order of the presbyterate. You must apply your energies to the duty of teaching in the name of Christ, the chief Teacher. Share with all mankind the word of God you have received with joy. Meditate on the law of God, believe what you read, teach what you believe, and put into practice what you teach.**

**Let the doctrine you teach be true nourishment for the people of God. Let the example of your life attract the followers of Christ, so that by word and action you may build up the house which is God's Church.**

**In the same way you must carry out your mission of sanctifying in the power of Christ. Your ministry will perfect the spiritual sacrifice of the faithful by uniting it to Christ's sacrifice, the sacrifice which is offered sacramentally through your hands. Know what you are doing and imitate the mystery you celebrate. In the memorial of the Lord's death and resurrection, make every effort to die to sin and to walk in the new life of Christ.**

**When you baptize, you will bring men and women into the people of God. In the sacrament of penance, you will forgive sins in the name of Christ and the Church. With holy oil you will relieve and console the sick. You will celebrate the liturgy and offer thanks and praise to God throughout the day, praying not only for the people of God but for the whole world. Remember that you are chosen from among God's people and appointed to act for them in relation to God. Do your part in the work of Christ the Priest with genuine joy and love, and attend to the concerns of Christ before your own.**

**Finally, conscious of sharing in the work of Christ, the Head and Shepherd of the Church, and united with the bishop and subject to him, seek to bring the faithful together into a unified family and to lead them effectively, through Christ and in the Holy Spirit, to God the Father. Always remember the example of the Good Shepherd who came not to be served but to serve, and to seek out and rescue those who were lost.**

#### Examination of the Candidate

15. The candidate then stands before the bishop, who questions him:

**My son, before you proceed to the order of the presbyterate, declare before the people your intention to undertake this priestly office.**

**Are you resolved, with the help of the Holy Spirit, to discharge without fail the office of priesthood in the presbyterial order as a conscientious fellow worker with the bishops in caring for the Lord's flock?**

The candidate answers: I am.

Bishop:

**Are you resolved to celebrate the mysteries of Christ faithfully and religiously as the Church has handed them down to us for the glory of God and the sanctification of Christ's people?**

Candidate: I am.

Bishop:

**Are you resolved to exercise the ministry of the word worthily and wisely, preaching the Gospel and explaining the Catholic faith?**

Candidate: I am.

Bishop:

**Are you resolved to consecrate your life to God for salvation of his people, and to unite yourself more closely every day to Christ the High Priest, who offered himself for us to the Father as a perfect sacrifice?**

Candidate: I am, with the help of God.

#### Promise of Obedience

16. Then the candidate goes to the bishop and, kneeling before him, places his joined hands between those of the bishop. If this gesture seems less suitable in some places, the conference of bishops may choose another gesture or sign.

If the bishop is the candidate's own Ordinary, he asks:

**Do you promise respect and obedience to me and my successors?**

Candidate: I do.

If the bishop is not the candidate's own Ordinary, he asks:

**Do you promise respect and obedience to your Ordinary?**

Candidate: I do.

Bishop:

**May God who has begun the good work in you bring it to fulfillment.**

#### Invitation to Prayer

17. Then all standing, and the bishop, without his miter, invites the

people to pray:

**My dear people, let us pray, that the all-powerful Father may pour out the gifts of heaven on this servant of his, whom he has chosen to be a priest.**

Deacon (except during the Easter season):  
Let us kneel.

### Litany of the Saints

18. The candidate prostrates himself and, except during the Easter season, the rest kneel at their places.

The cantors begin the litany; they may add, at the proper place, names of other saints (for example, the patron saint, the titular of the church, the founder of the church, the patron saint of the one to be ordained) or petitions suitable to the occasion.

19. The bishop alone stands and, with his hands joined, sings or says:

**Hear us, Lord our God, and pour out upon this servant of yours the blessing of the Holy Spirit and the grace and power of the priesthood. In your sight we offer this man for ordination: support him with your unfailing love.**

We ask this through Christ our Lord.  
Response: Amen

Deacon: Let us stand.

### Laying on of Hands

20. Then all stand. The candidate goes to the bishop and kneels before him. The bishop lays his hands on the candidate's head, in silence.

21. Next all the priests present, wearing stoles, lay their hands upon the candidate in silence. After the laying on of hands, the priests remain on either side of the bishop until the prayer of consecration is completed.

### Pray of Consecration

22. The candidate kneels before the bishop. With his hands extended over the candidate, the bishop sings the prayer of consecration or says it aloud:

**Come to our help, Lord, holy Father, almighty and eternal God; you are the source of every honor and dignity, of all progress and stability. You watch over the growing family of man by your gift of wisdom and your pattern of order. When you had appointed high priests to rule your people, you chose other men next to them in rank and dignity to be with them and to help them in their task; and so there grew up the ranks of priests and the offices of levities, established by sacred rites.**

In the desert you extended the spirit of Moses to seventy wise men who helped him to rule the great company of his people. You shared among the sons of Aaron the fullness of their father's power, to provide worthy priests in sufficient number for the increasing rites of sacrifice and worship. With the same loving care you gave companions to your Son's apostles to help in teaching the faith: they preached the Gospel to the whole world.

Lord, grant also to us such fellow workers, for we are weak and our need is greater.

Almighty Father, grant to this servant of yours the dignity of the priesthood. Renew within him the Spirit of Holiness. As a co-

worker with the order of bishops may he be faithful to the ministry that he receives from you, Lord God, and be to others a model of right conduct.

May he be faithful in working with the order of bishops, so that the words of the Gospel may reach the ends of the earth, and the family of nations, made one in Christ, may become God's one, holy people.

We ask this through our Lord Jesus Christ, your Son, who lives and reigns with you and the Holy Spirit, one God, for ever and ever.

Response: Amen.

### Investiture with Stole and Chasuble

23. After the prayer of consecration, the bishop, wearing his miter, sits, and the newly ordained stands. The assisting priests return to their places, but one of them arranges the stole of the newly ordained as it is worn by priests and vests him in a chasuble.

### Anointing of Hands

24. Next the bishop receives a linen gremial and anoints with chrism the palms of the new priest as he kneels before him. The bishop says:

**The Father anointed our Lord Jesus Christ through the power of the Holy Spirit. May Jesus preserve you to sanctify the Christian people and to offer sacrifice to God.**

25. While the new priest is being vested in stole and chasuble and the bishop is anointing his hands, the hymn *Veni, Creator Spiritus* or the following antiphon may be sung with Psalm 110.

**Christ the Lord, a priest for ever in the line of Melchizedek, offered bread and wine.**

The antiphon is repeated after every two verses. *Glory to the Father* is not said. The psalm is interrupted and the antiphon repeated when the hands of the priest have been anointed.

Any other appropriate song may be sung.

Then the bishop and the new priest wash their hands.

### Presentation of the Gifts

26. The deacon assists the bishop in receiving the gifts of the people and he prepares the bread on the paten and the wine and water in the chalice for the celebration of Mass. He brings the paten and chalice to the bishop, who hands them to the new priest as he kneels before him. The bishop says:

**Accept from the holy people of God the gifts to be offered to him. Know what you are doing, and imitate the mystery you celebrate: model your life on the mystery of the Lord's cross.**

### Kiss of Peace

27. Lastly, the bishop stands and gives the kiss of peace to the new priest, saying:

Peace be with you.

The priest responds: And also with you.

If circumstances permit, the priests present also give the kiss of peace to the newly ordained.

28. Meanwhile, the following antiphon may be sung with Psalm 100.

**You are my friends, says the Lord, if you do what I command you.**

The antiphon is repeated after every two verses. **Glory to the Father** is not said. The psalm is interrupted and the antiphon repeated when all have received the kiss of peace.

Any other appropriate song may be sung, or:

**No longer do I call you servants, but my friends, because you know all that I have done among you (alleluia).**

**Receive the Holy Spirit as an Advocate among you: it is he whom the Father will send you (alleluia).**

**You are my friends if you do the things I command you. Receive the Holy Spirit as an Advocate among you. Glory to the Father...**

**It is he whom the Father will send you (alleluia).**

### **Liturgy of the Eucharist**

29. The rite for the concelebration of Mass is followed with these changes:

- a) The preparation of the chalice is omitted
- b) In Eucharistic Prayer I, the special form of **Father, accept this offering** is said:

**Father, accept this offering from your whole family and from the one you have chosen for the order of priests. Protect the gifts you have given him, and let him yield a harvest worthy of you.**

**[Through Christ our Lord. Amen.]**

**Note: This Rite normally is inserted within the Celebration of Mass.**

## APPENDIX F<sub>7</sub> Rite of Marriage

### Rite of Marriage

**23.** All stand, including the bride and bridegroom, and the priest or deacon addresses them in these or similar words: **My dear friends, you have come together in this church so that the Lord may seal and strengthen your love in the presence of the Church's minister and this community. Christ abundantly blesses this love. He has already consecrated you in baptism and now he enriches and strengthens you by a special sacrament so that you may assume the duties of marriage in mutual and lasting fidelity. And so, in the presence of the Church, I ask you to state your intentions.**

24. The priest or deacon then questions them about their freedom of choice, faithfulness to each other, and the acceptance and upbringing of children: **N. and N., have you come here freely and without reservation to give yourselves to each other in marriage?**

**Will you love and honor each other as man and wife for the rest of your lives?**

**Will you accept children lovingly from God, and bring them up according to the law of Christ and his Church?**

Each answers the questions separately.

### Consent

**25.** The priest invites the couple to declare their consent:

**Since it is your intention to enter into marriage, join your right hands, and declare your consent before God and his Church.**

They join hands.

The bridegroom says:

**I, N., take you, N., to be my wife. I promise to be true to you in good times and in bad, in sickness and in health. I will love you and honor you all the days of my life.**

The bride says:

**I, N., take you N., to be my husband. I promise to be true to you in good times and in bad, in sickness and in health. I will love you and honor you all the days of my life.**

26. Receiving their consent, the priest says:

**You have declared your consent before the Church. May the Lord in his goodness strengthen your consent and fill you both with his blessings. What God has joined, men must not divide. R: Amen**

### Blessing and Exchange of Rings

27. Priest:

**May the Lord bless these rings which you give to each other as the sign of your love and fidelity. R: Amen**

**28.** The bridegroom places his wife's ring on her ring finger. He may say:

**N., take this ring as a sign of my love and fidelity. In the name of the Father, and the Son, and the Holy Spirit.**

The bride will place the ring on her husband's ring finger. She may say:

**N., take this ring as a sign of my love and fidelity. In the name of the Father, Son, and the Holy Spirit.**

**30.** The Order of Mass is followed.

Note: This Rite normally is inserted within the Liturgy of the Word, or the Celebration of Mass

## APPENDIX G

### Comparison of Holy Orders and Marriage Rite

Part of Ritual	Deacon	Priest	Bishop	Married Couple
Examination of Candidate	Yes	Yes	Yes	Yes
Promise of Obedience	Yes	Yes	Yes	Yes To Each Other
Laying on of Hands	Yes	Yes	Yes	No
Symbols	Stole and Dalmatic	Stole and Chasuble	Book of Gospels	Rings
Anointing	None	Hands	Head	None
Presentation	The Gospels	Paten and Chalice	Ring, Miter, and Pastoral Staff	Each Other



## APPENDIX H

### Clues for Encryption Statements

Baseball Code		Football Code		Basketball Code	
A = 12	1 = D	A = 26	1 = M	A = 6	1 = Y
B = 8	2 = G	B = 15	2 = S	B = 18	2 = M
C = 21	3 = S	C = 9	3 = Y	C = 3	3 = C
D = 1	4 = W	D = 20	4 = E	D = 23	4 = O
E = 14	5 = N	E = 4	5 = K	E = 19	5 = V
F = 26	6 = P	F = 16	6 = T	F = 8	6 = A
G = 2	7 = L	G = 19	7 = U	G = 17	7 = P
H = 9	8 = B	H = 11	8 = W	H = 21	8 = F
I = 15	9 = H	I = 23	9 = C	I = 26	9 = T
J = 23	10 = V	J = 22	10 = X	J = 20	10 = S
K = 18	11 = Q	K = 5	11 = H	K = 14	11 = Z
L = 7	12 = A	L = 13	12 = V	L = 15	12 = N
M = 20	13 = O	M = 1	13 = L	M = 2	13 = W
N = 5	14 = E	N = 17	14 = O	N = 12	14 = K
O = 13	15 = I	O = 14	15 = B	O = 4	15 = L
P = 6	16 = Z	P = 21	16 = F	P = 7	16 = R
Q = 11	17 = T	Q = 18	17 = N	Q = 22	17 = G
R = 22	18 = K	R = 25	18 = Q	R = 16	18 = B
S = 3	19 = X	S = 2	19 = G	S = 10	19 = E
T = 17	20 = M	T = 6	20 = D	T = 9	20 = J
U = 24	21 = C	U = 7	21 = P	U = 25	21 = H
V = 10	22 = R	V = 12	22 = J	V = 5	22 = Q
W = 4	23 = J	W = 8	23 = I	W = 13	23 = D
X = 19	24 = U	X = 10	24 = Z	X = 24	24 = X
Y = 25	25 = Y	Y = 3	25 = R	Y = 1	25 = U
Z = 16	26 = F	Z = 24	26 = A	Z = 11	26 = I

**Note:** All codes for any single message will be found in only one code table. Do not intermix the code tables in an attempt to solve a message puzzle.

1. Documents of Vatican II, Rev. Austin flannery, O.O. Editor, William B. Erdmans Publishing Co., 255 Jefferson Aenue S.E., Grand Rapids, Michigan

2. Ibid

3. The Rite, Pueblo Publishing Co., New Yourk, New York, 1979

4. Ibid

5. Ibid

6. Ibid

7. Ibid