


LIGHT OF CHRIST



Light of Christ Activity Book Libro de Actividades Luz de Cristo



National Catholic Committee on Scouting®
Comité Nacional Católico Sobre Scouting®

For Tiger Cubs and Wolf Cub Scouts of the Catholic Faith
Para los Tiger Cubs y Wolf Cub Scouts de la Fe Católica



Publicado con aprobación eclesiástica

Published with ecclesiastical approval

El Comité Nacional Católico

The National Catholic Committee

Sobre Scouting opera bajo el auspicio

on Scouting operates under

de la Conferencia de los Obispos Católicos

the auspices of the United States

de los Estados Unidos.

Conference of Catholic Bishops.

Nihil Obstat: Rev. Robert M. Coerver
Censor Librorum

Imprimatur: Most Rev. Charles V. Grahmann, D.D.
Bishop of Dallas
May 9, 2003

33074A
ISBN 0-8395-3074-9


Copyright © 2003 National Catholic Committee on Scouting, Irving,
Texas
2003 New Printing
First Printing 1992
Fifth Printing June 2011

Índice

Introducción a los Padres	4
Introducción Para los Scouts	12
Paso 1—Familias	12
Paso 2—El Llamado de Dios	18
Paso 3—Perdón	26
Paso 4—Eucaristía	34
Paso 5—La Familia de Dios	42
Solicitud	55

Table of Contents

Parent's Introduction	5
Scout's Introduction	13
Step 1—Families	13
Step 2—God's Call	19
Step 3—Forgiveness	27
Step 4—Eucharist	35
Step 5—Family of God	43
Application	56



Parent's Introduction

Eligibility

The National Catholic Committee on Scouting has developed the Light of Christ program under the auspices of the United States Conference of Catholic Bishops.

To be eligible to work on the Light of Christ program, your child must be a registered Tiger Cub or Wolf Cub Scout of the Catholic faith. In order to receive the Light of Christ emblem, he must complete all requirements before he starts the third grade.


This program has been developed for use by Catholics of both the Roman and Eastern Catholic churches, in communion with the Vatican, Rome. Scouts of those particular churches are eligible to participate in this program.

Purpose

The purpose of the Light of Christ program is to help your child develop a personal relationship with Jesus. With your active assistance and participation in this program, it is hoped that he will come to see Jesus as a real person and friend.

The Light of Christ program is the first of five religious emblems available for Catholic youth involved with Scouting. It is designed to be a stepping-stone to the other emblems.

The other emblem programs are **Parvuli Dei**, designed for Bear Cub Scouts and Webelos Scouts in third through fifth grade; **Ad Altare Dei** (for Roman-Rite Catholics) and **Light Is Life** (for Eastern-Rite Catholics), available for Boy Scouts in the seventh and eighth grade; and **Pope Pius XII**, available for Boy Scouts and Venturers who have started the ninth grade.



The emblem is a medal depicting the Easter candle and a youth and suspended from a bar pin that bears the inscription "Light of Christ." The Boy Scouts of America has authorized it to be worn over the left pocket of the Cub Scout uniform shirt for ceremonial occasions.

The Cub Scout who receives his religious emblem is also allowed to wear the universal religious **knot** on his uniform with the insignia device. It should be sewn centered above the left pocket of the uniform shirt.



LIGHT OF CHRIST

Foreword

Christ said, "I am the Light of the world: he who follows Me will not walk in darkness." (John 8:12)



The Catholic faith finds expression through the sacraments. These sacraments were instituted by Christ as an expression of His love for His people. Most children typically receive their first sacrament, Baptism, as infants. Your child's awareness of the importance of this sacrament and the other sacraments may be limited because of his age. In Baptism, you were instructed to keep the flame of faith alive and burning brightly in your heart, you are to follow Christ as a child of the light. Since your child has already received the sacrament of Baptism, the Light of Christ program starts with Baptism.

Reconciliation is our way of celebrating our ongoing conversion from sin to holiness. Eucharist and Reconciliation are also important to us. The Eucharist is the heart of our Christian life. We receive God's forgiveness, grace, and nourishment through the regular reception of these two sacraments. Within the Roman Catholic Church, in the United States, first and or second grade is typically the time when children prepare to receive these two

sacraments. Realizing the cultural richness and diversity within the Catholic (Universal) Church, there are some Eastern Catholic Churches that administer the sacraments of Baptism, Chrismation (Confirmation), and Eucharist during infancy. To encourage your child to understand this important step in his early life, the Light of Christ program highlights these two sacraments.

Because of the importance of the sacraments your child has received or will receive, it is vital for him to develop a personal relationship with Jesus Christ. This relationship will allow him to better understand and appreciate Christ's love and concern for him.

This activity book is not designed to be and **cannot** be used as a sacramental preparation program. Its purpose is to enhance, not to replace your local parish's sacramental program.



LIGHT OF CHRIST

Requirements

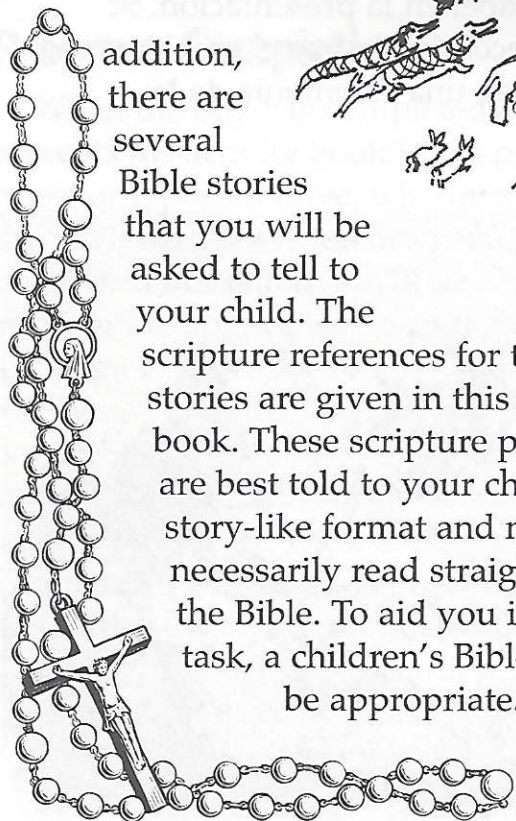


Each participating Cub Scout must have his own *Light of Christ Activity Book.*

The requirements in this activity book are addressed

to your child. However, they are not designed for him to be able to read and fully understand by himself. You will need to read and explain them to him. You can also help your child complete written requirements, wherever needed. In

addition, there are several Bible stories that you will be asked to tell to your child. The scripture references for these stories are given in this activity book. These scripture passages are best told to your child in a story-like format and not necessarily read straight from the Bible. To aid you in this task, a children's Bible would be appropriate.



To support you in this program, a Religious Emblems Coordinator for your parish or Cub Scout pack is helpful. It is your role and responsibility to work with your child on this program. The role of the Religious Emblems Coordinator is to be a resource and support for the parent(s). The

Religious Emblems Coordinator does **not** work directly with your child. This program is to be completed in a one-on-one setting within the family environment.

This program is prohibited for use as a den project.

The Light of Christ program is designed to be completed by your child with the assistance of one or both of his

parents. However, if you cannot or will not assist your child

with this program, you may designate another adult in your extended family to share this experience with him.

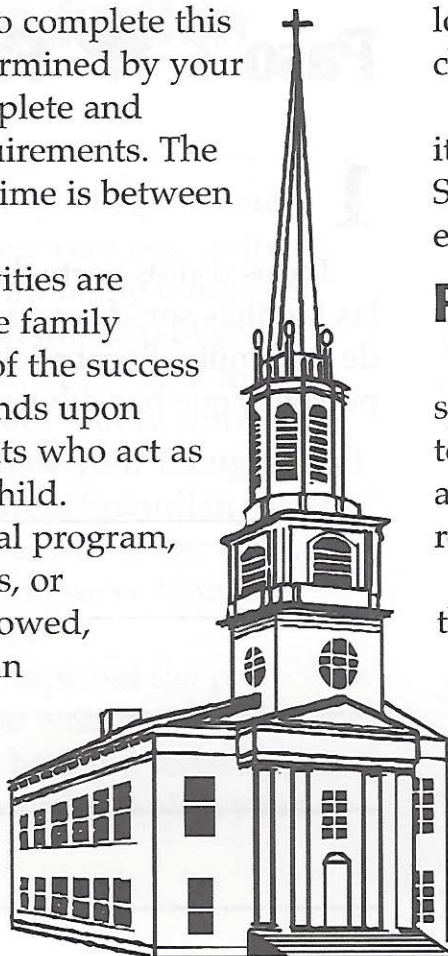
It is suggested that at least a half-hour be set aside each week to work on the requirements. By doing this, your child sees the importance you place on the Church in your family life.

LIGHT OF CHRIST

The time it takes to complete this program will be determined by your child's ability to complete and comprehend the requirements. The average completion time is between 90 and 180 days.

The program activities are simple ones. They are family oriented, and much of the success of the program depends upon parents or other adults who act as an adviser(s) to the child.

As this is a national program, no changes, additions, or deletions are ever allowed, whether by a diocesan committee or an individual. However, requirements can be adjusted for children with special needs.



located with the assistance of your diocesan chancery office.

The fee is determined by the diocese, and it is recommended that the parish or Cub Scout pack allocate the funds to pay for the emblem.

Presentation

The Light of Christ emblem is given in special recognition by the Catholic Church to a Tiger Cub or Wolf Cub Scout for advancement in spiritual growth and religious knowledge.

Presentation of the emblem is made through the authority of the local bishop and the diocesan Scout chaplain or his delegate. It is advisable that the parish pastor, priest, or Scout chaplain has a role in the presentation. It is encouraged that the emblem be presented at a parish ceremony.

Program Completion

When the boy has completed all steps, he presents his activity book to his parish priest or representative, who interviews him and reviews his written or visual work. The priest or representative will then sign the appropriate application form (located on the last page of this activity book). The Religious Emblems Coordinator or the parent/guardian then sends the completed application to the Diocesan Scout Chaplain for final approval. The Diocesan Scout Chaplain or his authorized representative may order the emblem through the National Catholic Committee on Scouting. The Diocesan Scout Chaplain can usually be



Scout's Introduction

Hello!

Today you are going to begin a new adventure! This is your very own activity book. It will be a record of the things you will do and learn with the help of your parent/guardian. You will be able to write about yourself and your family, draw and paste pictures, and share your thoughts and feelings with your parent/guardian. Most important, you will become closer to Jesus through prayer and will serve Him by doing things for others.

When you have completed the projects in this activity book, you will have a story about how you have honored Jesus by sharing your time and talents with your parent/guardian.

Step 1 ♦ Families

1

We are all part of a family. All families are different. Draw a picture of your family. Write the names of the people you have drawn.



LIGHT OF CHRIST

2

Jesus had a family, too. His parents' names were Mary and Joseph.

Draw a picture of Jesus' family. Show your parent/guardian the picture, and tell them about it.

3

Some time ago, your parent/guardian took you to church to be baptized. Through Baptism, you were welcomed into the family of God. Ask someone to tell you the story of what happened to you that day. Then answer the following:

I was baptized on _____.
(Date of Baptism)

I was baptized at _____.
(Place of Baptism)

My baptismal name is _____.

My godparents' names are
_____ and _____.



LIGHT OF CHRIST

4

Jesus was baptized by His cousin John (John the Baptist). Have your parent/guardian tell you the story about Jesus' baptism (Matthew 3:13-17). If possible, have your parent/guardian take you to see a Baptism at your church.

5

Have your parent/guardian teach you the "Sign of the Cross" and the "Glory Be to the Father."

—————
This step was completed on _____.
(Date)

(Scout's signature)

(Parent's/guardian's signature)




Step 2 ♦ God's Call

2

1

As parents, Mary and Joseph were very important in Jesus' life. Since they loved Him, it was their job to make sure that Jesus learned all He could about His faith, His schoolwork, and the world around Him.

In the time of Jesus, boys your age went to synagogue to study and to learn Hebrew and about their faith. Write down how you learn about your faith.



LIGHT OF CHRIST

3

When Jesus was your age, He had many jobs to do. These included going to school, doing work for Mary around the house, and helping Joseph with his work. When we do jobs, we help others. Circle the jobs you can do.



- | | |
|-----------------------------|----------------------|
| Sweep | Empty the dishwasher |
| Set the table | Vacuum |
| Dust | Study |
| Clean your room | Homework |
| Make toast | Wash dishes |
| Take out the trash | |
| One way I help others . . . | |

. . . at home is _____.

. . . at church is _____.

. . . at school is _____.

. . . at Cub Scout meetings is _____



4

Joseph was a carpenter, and Jesus learned to do many things from him.

Have your parent/guardian tell you about his/her job. Find out about some of the things they do at work. Learn to do something your parent/guardian does at his/her job. What did you learn to do? One of your parent's/guardian's jobs is being a parent. Find out what it means to do the job of a parent. Draw a picture of one thing your parent/guardian does at work.



LIGHT OF CHRIST

5

Ask your parent/guardian to tell you what they like best about being your parent/guardian. Then tell them what you like best about being their son. Write down one thing each of you said.





6

You and Jesus are brothers in God's family. Remember to tell Jesus, "Good morning," and, "Good night," every day. Ask Him to help you to "Do Your Best" in carrying out your jobs.

This step was completed on _____.
(Date)


(Scout's signature)

(Parent's/guardian's signature)

Step 3 ♦ Forgiveness

1

Have your parent or guardian tell you the Bible story about the time that Mary and Joseph thought Jesus was lost in Jerusalem (Luke 2:41-52). How do you think Mary and Joseph felt when they could not find Him? Ask your parent or guardian how he or she would feel if you were lost.



2

The story you just listened to said that Jesus went with Mary and Joseph and was obedient to them. It is not always easy to obey.

For the next week, try to say "Yes" whenever your parent/guardian asks you to do something. At the end of the week, have your parent/guardian help you write how you felt doing this.

Say YES to . . .

3

3

We do not always do what we should do. Sometimes we choose not to do what Jesus asks us to do. This is called a sin. A sin turns us away from Jesus and can harm others and ourselves. Even though you sin, Jesus still loves you and wants to forgive you. When Jesus walked the Earth, He would ask His Father to forgive those people who were truly sorry for their sins.

Within our Catholic family today, one way this is done is by telling a priest you are truly sorry. The priest then forgives you in the name of Jesus' Father, like Jesus did. This is called the Sacrament of Reconciliation. Think about someone who has hurt you. Then go and tell them that you forgive him/her. Tell your parent or guardian how you felt after you forgave them.



LIGHT OF CHRIST

4

Have your parent or guardian tell you the story of the "Lost Sheep" from the Bible (Matthew 18:10-14). Draw a picture of the story.

5

Jesus told us to love Him and to love one another as we love ourselves. Go to someone you have hurt, and tell him or her that you are truly sorry. Write below what you did and how it made you feel when they forgave you.



This step was completed on _____
(Date)

(Scout's signature)

(Parent's/guardian's signature)

Step 4 ◆ Eucharist

1

Food is something family and friends share. Sometimes we eat at home, and sometimes we eat in a restaurant. Tell your parent/guardian why food is so important to us. Paste or draw pictures of your favorite foods below.



LIGHT OF CHRIST

2

At certain times we have special meals. With your parent's/guardian's help, write down some times during the year when your family gets together for a special meal.

Learn the prayers your family uses to thank Jesus before and after meals.

3

Jesus also thought food was important. Have your parent/guardian tell you the story of the time when Jesus fed more than 5,000 people (John 6:1-15). Why do you think Jesus fed all those people? Circle all of the feelings you think the boy in the story had.

Happy

Worried

Sad

Selfish

Angry

Jealous

Confused

Sick

Joyful

Silly

Loving

Generous

Embarrassed



LIGHT OF CHRIST

4

Jesus, His family, and friends celebrated special meals together, too. Each year they looked forward to being together for the Jewish holiday of Passover. The last time Jesus was with His friends for Passover, they shared bread and wine. Jesus blessed the bread and wine. When Jesus did this, He was asking us not to forget the gift He was going to give us—Himself. We call this gift the Eucharist or Holy Communion. Every time you go to Mass, you are sharing in that same special meal that Jesus had with His friends.

When you go to Mass this week with your family, listen for the priest to say, "Do this in memory of Me"; Jesus wants us to remember how much He loves us. Write or draw below one thing that shows how much Jesus loves you.

LIGHT OF CHRIST


5

Make up a prayer to tell Jesus how you feel about Him. Have your parent/guardian write it down in the book for you. Or, write it down yourself!

— — — — —
This step was completed on _____.
(Date)

(Scout's signature)

(Parent's/guardian's signature)





Step 5 ♦ Family of God

1

As the family of God, we come together in our parish church on Sundays and Holy Days. We gather there to celebrate Jesus' love for us. Write down the name of the church you and your family attend to celebrate Jesus' love.


_____ (Name of church)



LIGHT OF CHRIST

2

With your parent or guardian, visit your church on a day other than when you attend Mass or worship service. Look around at some of the religious symbols that are used in your church. Find some of these things: stations of the cross, statues, tabernacle, altar, pulpit, icon screen, sanctuary lamp, baptismal font, reconciliation room, icons, cross, and holy water font. Have your parent or guardian tell you how and why some of these are used. Draw a picture of what you liked best.



3

Learn the "Our Father" so you will be able to pray it with your family each time you attend Mass.



4

Eucharist

List below some of the items you saw in your church that are used in the following sacraments:

Baptism

Reconciliation



This step was completed on _____.
(Date)

(Scout's signature)

(Parent's/guardian's signature)