

NICOLock[®]

PAVING STONES • RETAINING WALLS • OUTDOOR LIVING



paver-shield[™]



Live Life Better



SCAN TO START

TEAR-OUT
COLOR SWATCH
GUIDE INSIDE

Oceanic Blue

Stone Ridge Contemporary



WHERE DO I START?

Welcome to Nicolock.....	4
Warranty.....	5
Financing.....	6
paver-shield™.....	7
Designing with Borders & Inlays.....	9
START WITH COLOR.....	10
Nicolock's Top Selling Colors.....	11
NEW! Hudson Valley Blend.....	11
IMAGES BY PROJECT TYPE	
Pools & Patios.....	14
Driveways, Walkways & Stoops.....	24
Fire Pits, Fireplaces & Outdoor Dining....	34

PAVING STONES

paver-shield™ pavers.....	44
Stone Ridge.....	45
Stone Ridge Contemporary	46
Stone Ridge Contemporary 18x18.....	46
Stone Ridge XL.....	47
Alpine Ridge.....	48
NEW! Alpine Ridge 24x24.....	48
Alpine Contemporary.....	49
Plank Paver.....	50
Ridge Brick.....	51
Rustico 6x6 & Rustico 6x9.....	52
Rustico 4 Pc Combo.....	54
BlueRidge.....	55
Holland Stone.....	56
Colonial Cobble 1.5 Normal.....	56
Heritage Slab.....	57
Inlays, Borders & Circle Kits	60
NEW! The Mosaic.....	61
Environmental Pavers.....	68
Nicostone Pavers.....	72

RETAINING WALLS

WALL SYSTEMS.....	78
Landscape Walls	
Belvedere Wall.....	81
6" Colonial Wall.....	82
5" Colonial Wall.....	83
Mini Colonial Wall.....	84
Verona Wall.....	85
Stonegate® Contemporary Wall.....	86
Claremont Wall.....	87
Kodah Wall.....	88
Retaining Walls	
Alta Wall.....	89
Alta Pro Wall	90
Firma Wall.....	91
NEW! Redi-Rock Retaining Wall®.....	92
Outcropping.....	94
Keystone® Compac III Straight Split.....	95
Garden Walls	
Mountain Block.....	96
Serafina Wall.....	97
Garden Wall.....	98

PIERS, CAPS & STEPS

Pier Kits.....	100
Pier Caps	103
Coping & Caps.....	104
NEW! Coastal Cap.....	106
Steps.....	111



FIRE PITS & FIREPLACES

FIRE PITS.....	114
Fire Pit Accessories.....	121
Sanctuary Series.....	122
NEW! Cowboy Cauldron.....	123
FIREPLACES.....	124

OUTDOOR DINING

OUTDOOR DINING.....	128
Appliance Kitchen Packages.....	133
NEW! Segmental Kitchen Systems.....	134
NEW! Dimplex Outdoor Heaters.....	135
NEW! Essenze di Luce.....	136
Stainless Steel Appliances.....	138
Pergolas.....	140
NATURAL STONE VENEERS.....	141

PRODUCT SPECIFICATIONS

paver-shield™ Color Swatches.....	142
Textured Wall Swatches	146
Smooth Wall Swatches.....	148
Nicostone Swatches.....	150
Paver Installation Guide.....	152
Retaining Wall Installation Guide	154

FAQ & MORE

Stain Removal.....	156
Frequently Asked Questions.....	157
Paving Stone Patterns.....	159



Roberto Nicalia

CEO/President, Nicolock Paving Stones

WELCOME

TO NICOLOCK PAVING STONES

If the last couple of years taught me anything, it's to make more time and memories with my family and close friends. To gather, relax, laugh, and de-stress more often with those that matter most. Not "someday". Today.

Maybe you feel the same way.

Whatever brought you here, we're excited to help bring your outdoor living dreams to life.

Investing in your home-- and in your relationships --always yields a great return in the short or long term. A custom backyard by Nicolock holds its value—riding the waves of a fluctuating economy over time. So, moving ahead with your hardscape plans now will add value and joy to your home and let you start banking new memories sooner than you think.

What do you envision your outdoor living space to be? Have you pictured hosting a special upcoming event there—maybe a shower, graduation party, or even a wedding? All of life's biggest and smallest celebrations can happen in your own stunning backyard by Nicolock.

Three generations of my family have been building homeowners' outdoor dreams for over 60 years. We'd be honored to build yours next.

WHY HOMEOWNERS CHOOSE NICOLOCK

Color. While there are many factors that draw homeowners to Nicolock... Color is King!

None of our competitors even comes close when it comes to color choices. Our stunning color palettes offer virtually limitless options for your hardscape vision. Will your outdoor dream project complement the color of your siding or brick face? Want a park-like look in earthy, natural tones? How about picking a bold accent color for a focal feature that really pops?

Tons of color options are only the beginning. You're entitled to color that lasts, too. With Nicolock, it's always going to look as good as it does on the day we install it. Our exclusive paver shield™ technology ensures that each stone is not only

durable, but is infused from top to bottom with rich, vibrant, and fade-resistant color that lasts. We guarantee it.

Easy Shopping Experience. Planning your dream backyard is a big deal. In fact, it can be a bit overwhelming. But not when you're with us. Whether you know exactly what you want or need some help deciding, we are committed to making your project planning enjoyable from start to finish. Many of our territory managers are former contractors who are eager to share their knowledge and experience during your decision-making process and none of them are pushy salespeople. Besides, our beautiful pictures of prior projects tend to sell themselves.

Imagine the excitement in your neighborhood when our gigantic 10 x 20' Mobile Design Center rolls right up to your house! Let us pamper you as we design your dream project in our spacious and well-lit showroom on wheels. See all the colors, touch the textures, and get up close and personal with our most popular outdoor living elements such as pavers, walls, fire features, grills and more.

Prefer wandering around yourself for inspiration? Another great way to take in all that Nicolock has to offer is to visit an outdoor design center. Nicolock and several of our dealers offer spacious outdoor showrooms with countless samples of paving stones, retaining walls, and outdoor living features. Your dream outdoor living design could be waiting for you right now!

Lifetime Transferable Warranty. For over six decades, my family has been building dreams for families just like yours. And we've always proudly stood behind our work. In fact, we are so confident in the quality of our product that we back it with a *lifetime transferable warranty*. That means that generations of your family can enjoy the space we build for you today. And if the time should come that you do sell your beautiful home, the warranty transfers to the next homeowner.

Affordability and Financing. Home purchases—and the indoor home improvement projects and repairs that frequently follow them-- are often funded through some form of financing. So why not approach expanding your *outdoor* living project in the same way? Giving your family-- and yourself --a beautiful, custom outdoor sanctuary will not only add to your home's overall value, but will outlast any indoor home improvements.

At Nicolock, we work hard to turn your outdoor living dream into a beautiful reality regardless of the size of your budget. We offer multiple financing options that can work for you whether your project will be completed all at once-- or in phases over time. So, with creative financing and design planning, you can likely afford that special design feature or product you have your heart set on after all.

Since the pandemic, we've seen some homeowners decide against booking traditional wedding venues and exotic vacation destinations. Instead, they're choosing to invest that money into a dream backyard that will be the beautiful backdrop for a lifetime of special events and memories-- instead of one 4-hour party. Maybe you've already got a few parties planned for your dream space, too?

No Supply Chain Worries. We respect your time and show up with the goods when expected. No lame excuses that the product you chose is stuck on a cargo boat in the Pacific. That's because we are the only company *making paving stones on Long Island*. Not only that, but we cranked up production before and during the pandemic—by building three additional manufacturing plants in the northeast—to meet the anticipated demand. And we're still expanding—while a competitor is limiting its customer's choices to only its most popular products. Why settle for less than the project you're dreaming of?

We're ready to deliver exactly what you want.

Let's roll. Not "someday". Today.

COME HOME TO NICOLOCK!

Nicolock pavers have a full, structural lifetime warranty* and are transferable to the next owner should you sell. Register your products at [NICOLOCK.COM](https://www.nicolock.com) and follow the 3 easy steps below.

1

Click the **WARRANTY** link at the bottom of our homepage.



2

Fill out the requested information



3

Upload Proof of Purchase



LIFETIME WARRANTY*

Nicolock provides a limited lifetime warranty on the structural integrity of its manufactured product used in residential applications. Nicolock pavers are warranted for as long as you own your home and are transferable to the next owner should you sell. Nicolock products installed in accordance with our guidelines and industry standards that are deemed to be structurally defective will be replaced with products of equal value. Removal and replacement labor cost is not the responsibility of Nicolock. Regarding de-icing products, Nicolock recommends sand for slip resistance as it is the most environmentally friendly option for use on concrete products. If a de-icing product is used, Nicolock recommends using only NaCl (rock salt) which should be used sparingly, following the manufacturer's instructions. Once ice is loosened, remove immediately to avoid buildup of the de-icing agent. **NOTE:** De-icing agents of any kind are not recommended for our Nicostone line.

Color matching and product availability are not guaranteed. Proof of purchase and/or installation contract must be made available prior to or at the time of inspection by an authorized Nicolock representative. Other exclusions apply.


Nicolock / Nicolica Concrete Products is the owner or authorized user of all patents and trademarks for products and designs illustrated herein. Firma®, Checker Block®, Sante-Euro® & paver-shield® are examples of registered trademarks of Nicolica Concrete Products. SF-Rima® is a trademark of SF Concrete Technology, Inc. Trinity® is a trademark of Earth Reinforcement Technologies. • US Patent # : Firma® 6,082,933.



DEFER PAYMENT, NOT YOUR DREAMS!

Introducing **Nicolock Financing** powered by Service Finance, a nationwide consumer finance program. Our exclusive financing plans make it possible for homeowners to complete their dream outdoor living spaces now with the help of multiple financing options, including true no interest payment (SAC), low monthly payments, or a combination of both plans.

Increase your home's value with the peace of mind of **Nicolock Financing**. Ask your Territory Manager for more information.



Granite City Blend



LOW MONTHLY PAYMENTS

Avoid high credit card interest rates. Choose the best payment option for you.



UNSECURED FINANCING

100% unsecured financing up to **\$100,000** on approved credit.



FAST, EASY AND SAFE

Easy application for near-instant approvals via phone, online or mobile app, 24/7




PEACE OF MIND

The application is free, there are no closing costs and no prepayment penalties

THE
PAVER-SHIELD[™]
 DIFFERENCE

Our patented process is not a sealant and features a smooth, ultra dense surface and rich vibrant color guaranteed not to fade!



1

Nicolock sources the highest class raw materials in the industry for the highest quality pavers

2

Our state-of-the-art manufacturing process creates a durable base mix

3

Iron oxide bonds with cement molecules resulting in the most vibrant color seen throughout each paver

4

Other quality materials are added to create our **PAVER-SHIELD**[™] **TECHNOLOGY!**

7

PAVER-SHIELD[™] is not a sealer, it's built into the manufacturing process for optimal durability

6

The final result is the very best in color, strength, and beauty that will last for generations!

5

PAVER-SHIELD[™] gives pavers a tight, smooth surface texture that will not expose heavy aggregate


PAVER-SHIELD[™] TECHNOLOGY
 Tight, smooth surface texture that is built into the paver, not a sealer like other manufacturers

Ultra dense base mix featuring color throughout the paver ensuring a lifetime of beauty

Before you start planning...

A key aspect to consider when choosing your product is your landscaping. Keep in mind the change of seasons and the way the colors around your home project will change. Different times of day may cast shadows in different areas of your pavers. It's important to plan how the environment affects your aesthetic. The color illustrations in this catalog are as accurate as photography and printing processes allow. **Final selection of colors should be made from several physical samples.**

Images below were photographed minutes apart in the same location. Image on the left is with cloud cover, image on the right is in full sun.



Shade variations are inherent in colored concrete products using natural materials. Delivered product can vary slightly from physical samples.

Using advanced design fundamentals to **CREATE A STRIKING VISUAL OUTDOOR SPACE**

Nicolock has everything you need to create the “**WOW**” factor when you’re designing your outdoor space. Whether it’s a new patio, poolscape, driveway, or any other outdoor project, our design fundamentals make it easy to create a customized look that complements your particular style and taste. It all begins with color. Choose from our vast collection of rich, artisan colors. Then, get creative with our different-shaped paving stones and paver laying pattern options. Check out a few examples of popular laying patterns on the next few pages-- or mix and match to create your own unique design.



90° traditional

PAVER DIRECTION

Go from a traditional installation to an exceptional look by laying pavers at a 45 degree angle to create the illusion of space.



45° with border

BORDERS

Borders define edges and softly combine large areas that would otherwise be toneless. Monochromatic or contrasting colors help define your style.



45° with inlay

INLAYS

Inlays allow you to define an area within your outdoor space. Often created with contrasting colors and textures, inlays add visual interest to make your space pop.

first, select your **COLOR**

Nicolock's rich, artisan colors--in blends of tans, browns, grays, and blues--are where your outdoor living dreams begin. Create your perfect space from our virtually limitless palettes of warm and cool neutral tones.

Overwhelmed by color options? Consider building a hardscape that complements your home's exterior design elements. Draw color inspiration from your siding, shutters, roof, and fence!

South Bay Blend



CAPPUCCINO BLEND*

A blend of earthy Browns and vibrant tans



CHESAPEAKE BLEND*

A blended mix of Travertina and Pewter



GRANITE CITY BLEND

A two color blend of Pewter and Charcoal



GRAPHITE PEARL BLEND*

A rich mixture of white, Pewter and Raven



HUDSON VALLEY BLEND

A blended mix of earthtones containing Pewter, Charcoal and Brown



OCEANIC BLUE*

A tranquil blend of Pewter, light stormy blue and white



PENNSYLVANIA BLUE**

A deep blue resembling the natural color of Pennsylvania Bluestone



SOUTH BAY BLEND*

A blend of gray, white and tan



TRAVERTINA*

A two-tone blend of coral and white




WESTCHESTER BLEND

A three color blend containing Pewter, Charcoal and Chamois accents

*Premium Color
**Deluxe Color



*Granite City Blend
Westchester Blend*



Travertina



Graphite Pearl Blend



Oceanic Blue



Graphite Pearl Blend



Westchester Blend



Pennsylvania Blue



your outdoor SANCTUARY

Pools & Patios



Granite City Blend
6" Colonial Wall



Granite City Blend
Stone Ridge XL

South Bay Blend

Stone Ridge





Chesapeake Blend

Stonegate® Contemporary Wall
Alpine Contemporary
6x12 Fullnose

South Bay Blend

Stone Ridge Contemporary






Oceanic Blue
Alpine Contemporary

Oceanic 5

Stone Ridge XL





York Brown
Natural Cleft Flagstone

Chesapeake Blend

Stone Ridge XL



Oceanic Blue

Alpine Contemporary



pull up to **NICOLOCK**
Driveways, Walkways & Stoops

Granite City Blend
Eco-Tre



Travertina

Rustico 6x9



South Bay Blend
Stone Ridge

A photograph of a stone walkway in a garden. The walkway is made of rectangular stone tiles in shades of tan, grey, and brown, laid in a pattern. It is bordered by dark grey stone on both sides. To the left is a flower bed with various plants, including purple and yellow flowers. To the right is a green lawn. In the background, a brick house is visible.

Peconic 6

Stone Ridge Contemporary

A photograph of a curved stone walkway in a garden. The walkway is made of light-colored, rectangular stone tiles laid in a staggered pattern. It is bordered by dark grey bricks. The garden features various plants, including green foliage and some with yellow flowers. A black metal fence is visible in the background. The overall scene is well-lit, suggesting a sunny day.

Oceanic Blue

Stone Ridge Contemporary

South Bay Blend

Ridge Brick





Chesapeake Blend

Rustico 6x9

South Bay Blend

Stone Ridge



Graphite Pearl Blend

Stone Ridge

Raven

Old Vienna

A photograph of a stone walkway in a garden. The walkway is made of light-colored rectangular stones in a herringbone pattern, bordered by darker grey stones. To the left is a large lavender bush with purple flowers and brown seed heads. To the right is a green lawn. The text 'Pennsylvania Blue' is written in a large, black, cursive font across the top right, with 'Stone Ridge' in a smaller, black, sans-serif font below it.

Pennsylvania Blue

Stone Ridge

your backyard **BLISS**

Fire Pits, Fireplaces & Outdoor Dining

Granite City Blend

Serafina Fire Pit





Graphite Pearl Blend
Stonegate® Contemporary Wall

Granite City Blend

Mini Fireplace
with Verona Wall



Bluestone

Belvedere Fire Pit



Pembrey

Natural Ledgestone
Sizzler Pro Kitchen Package





Golden Honey
Natural LedgeStone

Graphite Pearl Blend

Verona Wall





Adobe Blend

Jr Fireplace with Verona Wall



Granite City Blend

6" Colonial Wall
Serafina Fire Pit



Oceanic Blue

Custom Fire Pit with Verona Wall

Raven

Old Vienna
6x12 Fullnose

PAVER-SHIELD™

pavers

Oceanic 5

When determining what size and texture to choose, consider the style of your home. Is your home modern? Is it traditional?

Nicolock's Top-Selling products include a combination of smooth and textured styles. Each option comes in a variety of sizes to best fulfill your outdoor vision.



Stone Ridge

Multi-sized rectangular shapes. Slightly textured riven surface. Slightly chamfered edge. Can be combined with Stone Ridge XL.

	WIDTH	LENGTH	THICKNESS	PCS/SF	SF/PALLET	PCS/PALLET	LBS/PALLET
A	4½"	9"	2¾"	3.8		130	
B	9"	9"	2¾"	1.9	110	60	2,950
C	9"	13½"	2¾"	1.3		50	

Sizes not sold separately



CAPPUCCINO BLEND*



CHESAPEAKE BLEND*



GRANITE CITY BLEND



GRAPHITE PEARL BLEND*



HUDSON VALLEY BLEND



OCEANIC BLUE*



PENNSYLVANIA BLUE**



SOUTH BAY BLEND*



TRAVERTINA*



WESTCHESTER BLEND

**Also available in the following:
(color swatches on pg. 142-145)**

- Adobe Blend
- Autumn Blend*
- Crab Orchard Blend*
- Golden Brown Blend
- Marble Blend*
- Oceanic 5*
- Oyster Blend*
- Peconic 6*




Stone Ridge Contemporary

Multi-sized rectangular shapes with a smooth and modern finish.
Slightly chamfered edge.

	WIDTH	LENGTH	THICKNESS	PCS/SF	SF/PALLET	PCS/PALLET	LBS/PALLET
A	4½"	9"	2¾"	3.8		130	
B	9"	9"	2¾"	1.9	110	60	2,950
C	9"	13½"	2¾"	1.3		50	
D	18"	18"	2¾"	2.25	131	60	3,537

Size D sold separately



Travertina

Oceanic Blue



CAPPUCCINO BLEND*



CHESAPEAKE BLEND*



GRANITE CITY BLEND



GRAPHITE PEARL BLEND*



HUDSON VALLEY BLEND



OCEANIC BLUE*



PENNSYLVANIA BLUE**



SOUTH BAY BLEND*



TRAVERTINA*



WESTCHESTER BLEND

Also available in the following:
(color swatches on pg. 142-145)

- Adobe Blend
- Autumn Blend*
- Crab Orchard Blend*
- Golden Brown Blend
- Marble Blend*
- Oceanic 5*
- Oyster Blend*
- Peconic 6*






Travertina

Stone Ridge XL

Multi-sized rectangular shapes. Slightly textured riven surface. Slightly chamfered edge. Can be combined with Stone Ridge. Not recommended for vehicular applications.

	WIDTH	LENGTH	THICKNESS	PCS/SF	SF/PALLET	PCS/PALLET	LBS/PALLET
A	9"	9"	2 3/8"	1.9		20	
B	9"	18"	2 3/8"	.93	110	50	2,950
C	18"	18"	2 3/8"	.46		20	

Sizes not sold separately



CAPPUCCINO BLEND*



CHESAPEAKE BLEND*



GRANITE CITY BLEND



GRAPHITE PEARL BLEND*



NEW! HUDSON VALLEY BLEND



OCEANIC BLUE*



PENNSYLVANIA BLUE**



SOUTH BAY BLEND*




TRAVERTINA*



WESTCHESTER BLEND

**Also available in the following:
(color swatches on pg. 142-145)**

- Adobe Blend
- Autumn Blend*
- Crab Orchard Blend*
- Golden Brown Blend
- Marble Blend*
- Oceanic 5*
- Oyster Blend*
- Peconic 6*






Granite City Blend

Alpine Ridge

These multi-sized shapes will add a great feel to any project. Natural cleft texture with a lightly chamfered edge. Not recommended for vehicular applications. Add our NEW 24x24 to your pattern, or use alone.

	WIDTH	LENGTH	THICKNESS	PCS/SF	SF/PALLET	PCS/PALLET	LBS/PALLET
A	7¾"	15⅝"	2⅜"	2.55		30	
B	15⅝"	15⅝"	2⅜"	1.7	127	30	3,500
C	15⅝"	23½"	2⅜"	.84		20	
D	23½"	23½"	2⅜"	4	80	20	2,260

Size D sold separately



SOLD SEPARATELY



CAPPUCCINO BLEND*



CHESAPEAKE BLEND*



GRANITE CITY BLEND



GRAPHITE PEARL BLEND*



HUDSON VALLEY BLEND



OCEANIC BLUE*



PENNSYLVANIA BLUE**



SOUTH BAY BLEND*



TRAVERTINA*



WESTCHESTER BLEND

Also available in the following:
(color swatches on pg. 142-145)

- Adobe Blend
- Golden Brown Blend
- Marble Blend*
- Oyster Blend*





Alpine Contemporary

Multi-sized rectangular shapes with a smooth texture and slightly chamfered edges. Not recommended for vehicular applications.



	WIDTH	LENGTH	THICKNESS	PCS/SF	SF/PALLET	PCS/PALLET	LBS/PALLET
A	7¾"	15⅝"	2⅜"	2.55		30	
B	15⅝"	15⅝"	2⅜"	1.7	127	30	3,500
C	15⅝"	23½"	2⅜"	.84		20	
D	15⅝"	23½"	2⅜"	.84	107	40	2,889

Size D sold separately



CAPPUCCINO BLEND*



CHESAPEAKE BLEND*



GRANITE CITY BLEND



GRAPHITE PEARL BLEND*



HUDSON VALLEY BLEND



OCEANIC BLUE*



PENNSYLVANIA BLUE**



SOUTH BAY BLEND*



TRAVERTINA*



WESTCHESTER BLEND

Also available in the following:
(color swatches on pg. 142-145)

- Adobe Blend
- Golden Brown Blend
- Marble Blend*
- Oyster Blend*




Plank Paver



The long and narrow design of this Nicolock favorite gives a finished and sleek appearance to complement modern design trends.

	WIDTH	LENGTH	THICKNESS	PCS/SF	SF/PALLET	PCS/PALLET	LBS/PALLET
A	6"	9"	2¾"	2.66		54	
B	6"	13"	2¾"	1.85	103	81	3,122
C	6"	17"	2¾"	1.41		54	
D	6"	13"	2¾"	1.85	103	189	3,122

Size D sold separately



SOLD SEPARATELY



GRANITE CITY BLEND



GRAPHITE PEARL BLEND*



MARBLE BLEND*



PEWTER



RAVEN*



SOUTH BAY BLEND*



WESTCHESTER BLEND





Ridge Brick

A universal, oversized brick shape with a textured riven surface. Slightly chamfered edges. Use as a field paver or as a border.

	WIDTH	LENGTH	THICKNESS	PCS/SF	SF/PALLET	PCS/PALLET	LBS/PALLET
A	4½"	9"	2¾"	3.63	110	400	2,950



Also available in the following:
(color swatches on pg. 138-141)

- Adobe Blend
- Autumn Blend*
- Crab Orchard Blend*
- Golden Brown Blend
- Marble Blend*
- Oyster Blend*



BROWN



CAPPUCCINO BLEND*



CHARCOAL



CHESAPEAKE BLEND*



GRANITE CITY BLEND



GRAPHITE PEARL BLEND*



OCEANIC BLUE*



PENNSYLVANIA BLUE**



RAVEN*



SOUTH BAY BLEND*



TRAVERTINA*



WESTCHESTER BLEND

Rustico 6x6



Brown & Travertina

Rustico 6x9



SOLAR LIGHT PAVERS BY



Easy to install • DIY, No wiring
Up to 8 hours of light
White & Colored lights available
On/Off Switch on bottom

Comparable to
6x9 in size



Granite City Blend


Single-sized square and rectangular shapes with a slightly dimpled surface. Chamfered edges and square corners make these perfect for inlays and borders.

	WIDTH	LENGTH	THICKNESS	PCS/SF	SF/PALLET	PCS/PALLET	LBS/PALLET
A	6"	6"	2 $\frac{3}{8}$ "	4	120	480	3,027
B	6"	9"	2 $\frac{3}{8}$ "	3	113	300	2,982


Sizes sold separately



ADOBE BLEND
(6x9 only)



AUTUMN BLEND*
(6x9 only)



BROWN



CAPPUCCINO BLEND*




CHARCOAL



CHESAPEAKE BLEND*



CRAB ORCHARD BLEND
(6x9 only)



FIRE ISLAND BLEND
(6x9 only)



GOLDEN BROWN BLEND
(6x9 only)



GRANITE CITY BLEND



GRAPHITE PEARL BLEND*
(6x9 only)



HUDSON VALLEY BLEND
(6x9 only)



MARBLE BLEND*
(6x9 only)



OCEANIC BLUE*
(6x9 only)



OYSTER BLEND*



PENNSYLVANIA BLUE**
(6x9 only)



RAVEN*



SOUTH BAY BLEND*



TRAVERTINA*



WESTCHESTER BLEND

Rustico 4 Pc Combo



Marble Blend

Stylish multi-sized rectangular shapes with a slightly dimpled surface.
Chamfered edges with square corners.

	WIDTH	LENGTH	THICKNESS	PCS/SF	SF/PALLET	PCS/PALLET	LBS/PALLET
A	3"	6"	2 $\frac{3}{8}$ "	8	117	100	3,050
B	6"	6"	2 $\frac{3}{8}$ "	4		100	
C	6"	9"	2 $\frac{3}{8}$ "	2.7		160	
D	9"	9"	2 $\frac{3}{8}$ "	1.8		40	

Sizes not sold separately



ADOBE BLEND



GRANITE CITY BLEND



MARBLE BLEND*



PENNSYLVANIA BLUE**



TRAVERTINA*



WESTCHESTER BLEND

Also available in the following:
(color swatches on pg. 142-145)

- Autumn Blend*
- Crab Orchard Blend*
- Fire Island Blend
- Golden Brown Blend
- Oyster Blend*



Blue Ridge



Pennsylvania Blue

Multi-sized rectangular shapes with a textured riven surface and slightly chamfered edges give this paver a sleek look. Not recommended for vehicular applications.

	WIDTH	LENGTH	THICKNESS	PCS/SF	SF/PALLET	PCS/PALLET	LBS/PALLET
A	6½"	13"	2⅜"	3.8		40	
B	13"	13"	2⅜"	1.9	106	40	2,761
C	13"	19½"	2⅜"	1.3		20	

Sizes not sold separately



ADOBE BLEND



CHESAPEAKE BLEND*



GRANITE CITY BLEND



OCEANIC BLUE*



PENNSYLVANIA BLUE**



WESTCHESTER BLEND

Holland Stone



A classic brick shape with a flat surface and chamfered edges.
 Versatile for many residential and commercial projects.
 Available in 3/8" thickness for special order.

	WIDTH	LENGTH	THICKNESS	PCS/SF	SF/PALLET	PCS/PALLET	LBS/PALLET
A	4"	8"	2 3/8"	4.5	120	540	3,100



BROWN



CHARCOAL



GRANITE CITY BLEND



RAVEN*



WESTCHESTER BLEND

**Also available in the following:
 (color swatches on pg. 142-145)**

- Adobe Blend
- Autumn Blend*
- Crab Orchard Blend*
- Fire Island Blend
- Golden Brown Blend
- Marble Blend*
- Oyster Blend*
- Pewter
- Red



Colonial Cobble 1.5 Normal



Single-sized paver with a flat, smooth surface. Chamfered edges and pillowed corners make this paver perfect for driveways, walkways and more.

	WIDTH	LENGTH	THICKNESS	PCS/SF	SF/PALLET	PCS/PALLET	LBS/PALLET
A	6 3/8"	9 3/8"	2 3/8"	2.4	124	300	3,223



CHARCOAL



GRANITE CITY BLEND



WESTCHESTER BLEND

**Also available in the following:
 (color swatches on pg. 142-145)**

- Adobe Blend
- Golden Brown Blend
- Oyster Blend*





Heritage Slab

Heritage Slab is a great stone for various architectural applications including rooftops and plazas. Suitable for overlays and at-grade applications.

	WIDTH	LENGTH	THICKNESS	PCS/SF	SF/PALLET	PCS/PALLET	LBS/PALLET
A	8"	16"	2"	1.13	80	90	1,783
B	12"	12"	2"	1	120	120	2,654
C	18"	18"	2"	.44	135	60	2,990
D	24"	24"	2"	.25	80	20	1,776
E	18" Round		2"	n/a	n/a	40	1,562



BROWN



CHARCOAL



NEW!
DOVE GRAY
(18x18 & 24x24 only)



GRANITE CITY BLEND



GRAPHITE PEARL BLEND*
(18x18 & 24x24 only)



OCEANIC BLUE*
(18x18 & 24x24 only)




PEWTER



RED



NEW!
SAHARA*
(18x18 & 24x24 only)




NEW!
SNOW*
(18x18 & 24x24 only)



TRAVERTINA*
(18x18 & 24x24 only)

Matrix & MRP Pedestals Available



18x18 Heritage Slab with
7X Stackable Pedestal



18x18 Heritage Slab with
7X Adjustable Pedestal

Colonial Cobble Normal & Colonial Cobble 4 Pc Combo



Adobe Blend

	WIDTH	LENGTH	THICKNESS	PCS/SF	SF/PALLET	PCS/PALLET	LBS/PALLET
A	3 3/8"	6 3/8"	2 3/8"	7.1		100	
B	6 3/8"	6 3/8"	2 3/8"	3.6	133	100	3,454
C	6 3/8"	9 3/8"	2 3/8"	2.4		160	
D	9 3/8"	9 3/8"	2 3/8"	1.6		40	

Sizes B & C can be purchased separately



SPECIAL ORDER PRODUCT

Color availability varies by location. Please contact your local dealer to confirm pricing and availability.



Roma I & II



Westchester Blend

	WIDTH	LENGTH	THICKNESS	PCS/SF	SF/PALLET	PCS/PALLET	LBS/PALLET
A	4.6"	7"	2 3/8"	4.27	131	560	3,519
B	4.6"	4.6"	2 3/8"	N/A	126	740	3,278
	2.33"	4.6"	2 3/8"			120	

Sizes A & B sold separately



SPECIAL ORDER PRODUCT

Color availability varies by location. Please contact your local dealer to confirm pricing and availability.



Fiuggi Travertine



Travertina

	WIDTH	LENGTH	THICKNESS	PCS/SF	SF/PALLET	PCS/PALLET	LBS/PALLET
A	7 3/4"	15 5/8"	2 3/8"	.84		30	
B	15 5/8"	15 5/8"	2 3/8"	1.7	127	30	3,500
C	15 3/8"	23 1/2"	2 3/8"	2.56		20	

Sizes not sold separately



SPECIAL ORDER PRODUCT

Color availability varies by location. Please contact your local dealer to confirm pricing and availability.





Cobblestone

Granite City Blend

	WIDTH	LENGTH	THICKNESS	PCS/SF	SF/PALLET	PCS/PALLET	LBS/PALLET
A	6¼"	8⅞"	2⅜"	3.6	111	400	2,823
B	4⅜"	8⅞"	2⅜"	4.5	111	500	2,877

Sizes sold separately



Cobblestone Edger



AUTUMN BLEND (NOT AVAILABLE IN EDGER) CHARCOAL FIRE ISLAND BLEND GRANITE CITY BLEND RED

Color availability varies by location. Please contact your local dealer to confirm pricing and availability.



Diamond Paver

Marble Blend

	WIDTH	LENGTH	THICKNESS	PCS/SF	SF/PALLET	PCS/PALLET	LBS/PALLET
A	5⅞"	13⅞"	2⅜"	2.48	96	192 full pcs 32 half pcs	2,750



CHARCOAL FIRE ISLAND BLEND GRANITE CITY BLEND MARBLE BLEND* RED

SPECIAL ORDER PRODUCT

Color availability varies by location. Please contact your local dealer to confirm pricing and availability.



8x8

Granite City Blend

	WIDTH	LENGTH	THICKNESS	PCS/SF	SF/PALLET	PCS/PALLET	LBS/PALLET
A	8"	8"	2⅜"	2.25	106	240	3,724



CHARCOAL FIRE ISLAND BLEND RED

SPECIAL ORDER PRODUCT

Color availability varies by location. Please contact your local dealer to confirm pricing and availability.



Tie in an ACCENT

Consider adding an accent to your project. Choose from a variety of Inlay & Border styles, or make one of our Circle Kits your focal point. These products make the perfect finishing touch for driveways, seating areas and much more.

Granite City Blend


Old Vienna with paver-shield™



Raven

Rustic antique clay brick surface. Borders come to life with this aesthetic inlay.

	WIDTH	LENGTH	THICKNESS	SF/PALLET	PCS/PALLET	LBS/PALLET
A	2 $\frac{3}{8}$ "	7 $\frac{1}{2}$ "	2 $\frac{3}{8}$ "	55	425	1,554



AUTUMN BLEND*



BROWN



FIRE ISLAND BLEND



RAVEN*



The Mosaic




Granite City Blend

NEW!

Like the artwork it's named after, these multi-sized, irregular shapes of textured stone create a whimsical, striking border, path, or accent.

	WIDTH	LENGTH	THICKNESS	SF/PALLET	PCS/PALLET	LBS/PALLET
A	4 $\frac{1}{4}$ "	5 $\frac{3}{4}$ "	2 $\frac{3}{8}$ "	101	576	2,126
B	4 $\frac{1}{4}$ "	3 $\frac{1}{8}$ "	2 $\frac{3}{8}$ "			
C	4 $\frac{1}{4}$ "	4 $\frac{3}{4}$ "	2 $\frac{3}{8}$ "			
D	4 $\frac{1}{4}$ "	2 $\frac{7}{8}$ "	2 $\frac{3}{8}$ "			

Sizes not sold separately



BROWN



CHARCOAL



GRANITE CITY BLEND



GRAPHITE PEARL BLEND*



OYSTER BLEND*



RAVEN*

The Montauk



Granite City Blend

Multi-sized, irregular shapes with a textured surface and textured edges. Makes a stunning accent and is just as beautiful on its own. No spacer lugs.

	WIDTH	LENGTH	THICKNESS	SF/PALLET	PCS/PALLET	LBS/PALLET
A	2¾"	3¼"	2⅜"			
B	2¾"	4"	2⅜"			
C	3¼"	4"	2⅜"	65	630	1,663
D	3⅝"	4"	2⅜"			
E	4"	4"	2⅜"			

Sizes not sold separately



CHARCOAL



GRANITE CITY BLEND



OYSTER BLEND*



RAVEN*



Oyster Blend


Euro Cobble



Raven

Add an artistic touch to your hardscape design that has a classic old European look.

	WIDTH	LENGTH	THICKNESS	PCS/SF	SF/PALLET	PCS/PALLET	LBS/PALLET
A	6"	9"	2 3/8"	3	113	300	2,982



BROWN



GRANITE CITY BLEND



RAVEN*

Edgestone



Golden Brown Blend

Decorative solution for use around walkways, patios and gardens.

	WIDTH	LENGTH	THICKNESS	LF/PALLET	PCS/PALLET	LBS/PALLET
A	4"	10"	7 1/2"	100	120	2,695



ADOBE BLEND



GOLDEN BROWN BLEND



GRANITE CITY BLEND

Westchester Blend



Rustico Circle

You can mix in a Rustico Circle with other paver styles or use it with Rustico pavers to create incredible designs. This 10-ring with center circle kit makes a beautiful 10'4" circle with a dimpled surface texture.

	PCS/PALLET	SIZE	SF/PALLET	LAYERS/PALLET	LBS/PALLET
A	10				
B	20				
C	20	Kit Makes 10'4" Circle	86.5	10	2,842
D	220				
E	320				
F	10				

Sizes not sold separately



**Also available in the following:
(color swatches on pg. 142-145)**

- Adobe Blend
- Autumn Blend*
- Crab Orchard Blend*
- Fire Island Blend
- Golden Brown Blend
- Marble Blend*



BROWN



CHARCOAL



GRANITE CITY BLEND



OYSTER BLEND*



RAVEN*



WESTCHESTER BLEND

Ridge Circle

Graceful curves and a stone texture make this circle kit a favorite for patios and driveways. Large oversized pieces, with 6 rings plus a center stone, all with a ridge, to complement any of our Ridge products.

PCS/PALLET	SIZE	SF/PALLET	LAYERS/PALLET	LBS/PALLET
A	9			
B	9	Kit Creates 11' Circle (7 Rings)	10	3,143
C	18			
D	135			
E	72			

Sizes not sold separately



CAPPUCCINO BLEND*



CHESAPEAKE BLEND*



GRANITE CITY BLEND



GRAPHITE PEARL BLEND*



OCEANIC BLUE*



PENNSYLVANIA BLUE**



RAVEN*



SOUTH BAY BLEND*



TRAVERTINA*



WESTCHESTER BLEND

Also available in the following:
(color swatches on pg. 142-145)

Adobe Blend
Autumn Blend*
Crab Orchard Blend*

Golden Brown Blend
Marble Blend*
Oyster Blend*



Granite City Blend



Charcoal

Sante-Euro[®] Circle

Circle designs with sweeping curves are all possible with the stunning Sante-Euro[®] Circle Kit. A beautiful way to enhance your walkway, patio or driveway.

	PCS/PALLET	SIZE	SF/PALLET	LAYERS/PALLET	LBS/PALLET
A	9	Kit Creates 10' Circle	76	9	2,126
B	27				
C	288				
D	360				

Sizes not sold separately



CHARCOAL

GOLDEN BROWN BLEND

GRANITE CITY BLEND

OYSTER BLEND*

RAVEN*

WESTCHESTER BLEND


Old Town Flagstone Circle



A complete circle pack on a pallet! Naturally aged and textured surface with an authentic character of reclaimed flagstone, in circular design with stone cut edges.

	PCS/PALLET	SIZE	THICKNESS	SF/PALLET	LBS/PALLET
A	4	Kit Creates 9' Circle	1½"	64	1,100
B	16				
C	16				
D	16	13'	1½"	69	1,200

Size D sold separately as a large circle extension



BLUESTONE



GIRONDE*



MOCHA



YORK BROWN



Gironde

Old Town Flagstone Quartered Square

This classic design features a series of rectangular bands of slabs running out from a single central unit and radial lines that provide a quartered effect.

	PCS/PALLET	SIZE	THICKNESS	SF/PALLET	LBS/PALLET
A	1	Kit Creates 9' x 9' Square	1½"	81	1,424
B	16				
C	24				

Sizes not sold separately



BLUESTONE



GIRONDE*



MOCHA



YORK BROWN



Bluestone

ENVIRONMENTAL *pavers*

Granite City Blend

Going green was never so easy or cost-efficient. Nicolock's environmental pavers work with nature to provide visually appealing pavement options, plus the bonus of storm water management.

Available in a range of attractive colors, textures and styles, our environmental paver collection comes with ADA-compliant joint openings and is designed to filter rainwater safely back into the ground.

Eco-Ridge 80MM



Granite City Blend

An oversized brick shape with a slightly textured riven surface. Slightly chamfered edges with a 13% open surface area. Joint opening is compliant with the Americans with Disabilities Act. (ADA)

	WIDTH	LENGTH	THICKNESS	SF/PALLET	PCS/PALLET	LBS/PALLET
A	4¾"	9½"	3⅛"	100	320	3,389



GRANITE CITY BLEND



OYSTER BLEND*



SF-Rima®



Golden Brown Blend

A square shape and flat surface give these pavers a contemporary look. Chamfered edges give them a real stone feel. 10% open surface area and joint opening make these stones compliant with the Americans with Disabilities Act. (ADA)

	WIDTH	LENGTH	THICKNESS	SF/PALLET	PCS/PALLET	LBS/PALLET
A	8"	8"	3⅞"	91	192	3,218



GOLDEN BROWN BLEND



GRANITE CITY BLEND





Eco-Tre

Textured, chamfered edges give these pavers an authentic, stone feel yet provide a 10% open surface area and joint opening that is compliant with the Americans with Disabilities Act. (ADA)

	WIDTH	LENGTH	THICKNESS	SF/PALLET	PCS/PALLET	LBS/PALLET
A	8½"	5½"	3⅛"			
B	8½"	8½"	3⅛"	96	160	3,284
C	8½"	14¼"	3⅛"			

Sizes not sold separately



ADOBE BLEND



GRANITE CITY BLEND



OYSTER BLEND*



WESTCHESTER BLEND




Checker Block[®]



Natural

Gives you the strength of concrete with steel reinforcement in areas where you wish to maintain a grassy look including overflow parking, service roads, tree pits and fire lanes. It is also ideal for stabilizing embankments along streams, rivers and lakes. 75% surface open area for excellent drainage.

	WIDTH	LENGTH	THICKNESS	SF/PALLET	PCS/PALLET	LBS/PALLET
A	24"	24"	4"	80	20	2,000



NATURAL




Turfstone



Natural

Lattice concrete grid in rectangular pieces allows rainwater to gradually filter back into the soil. 40% flat, open surface area.

	WIDTH	LENGTH	THICKNESS	SF/PALLET	PCS/PALLET	LBS/PALLET
A	16"	24"	3 1/8"	93	35	2,100



NATURAL

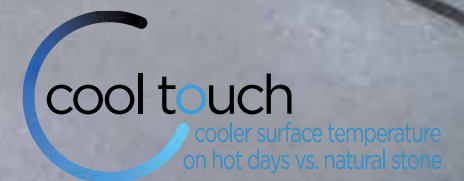


NICOSTONE *pavers*

Love the look and feel of real stone? Look no further than Nicostone. Offered in either free-form Grand Flagstone or an array of rectangular and square options, the look, durability and color-blending make Nicostone pavers a wildly-popular choice.

Nicostone pavers come with Cool Touch™ technology that reflects solar heat. Bye-bye burning feet!

York Brown





Natural stone appearance with a thermal, smooth finish and consistent texture. Sold as a patio pack or purchase sizes individually.



BLUESTONE



GIRONDE*



MOCHA



YORK BROWN

Thermal Finish Flagstone


	WIDTH	LENGTH	THICKNESS	SF/PALLET	PCS/PALLET	LBS/PALLET
A	12"	12"	1½"	6	6	1,175
B	12"	18"	1½"	18	12	
C	12"	24"	1½"	18	9	
D	18"	18"	1½"	5	2	
E	18"	24"	1½"	9	3	
F	24"	24"	1½"	12	3	

Patio Pack Specifications 68 sq. ft.

	WIDTH	LENGTH	THICKNESS	SF/PALLET	PCS/PALLET	LBS/PALLET
A	12"	12"	1½"	40	40	700
B	12"	18"	1½"	60	40	1,100
C	12"	24"	1½"	80	40	1,400
D	18"	18"	1½"	45	20	800
E	18"	24"	1½"	60	20	1,000
F	24"	24"	1½"	80	20	1,400

Individual Size Specifications






A uniquely attractive natural cleft texture with an Old World charm. Sold as a patio pack or purchase sizes individually.



BLUESTONE



GIRONDE*



MOCHA



YORK BROWN

Natural Cleft Flagstone

York Brown

	WIDTH	LENGTH	THICKNESS	SF/PALLET	PCS/PALLET	LBS/PALLET
A	12"	12"	1½"	6	6	1,175
B	12"	18"	1½"	18	12	
C	12"	24"	1½"	18	9	
D	18"	18"	1½"	5	2	
E	18"	24"	1½"	9	3	
F	24"	24"	1½"	12	3	

Patio Pack Specifications 68 sq. ft.

	WIDTH	LENGTH	THICKNESS	SF/PALLET	PCS/PALLET	LBS/PALLET
A	12"	12"	1½"	40	40	700
B	12"	18"	1½"	60	40	1,100
C	12"	24"	1½"	80	40	1,400
D	18"	18"	1½"	45	20	800
E	18"	24"	1½"	60	20	1,000
F	24"	24"	1½"	80	20	1,400

Individual Size Specifications



Marble Blend



Versailles Travertine

Sleek multi-sized rectangular shapes with a flat surface and natural travertine markings.



GIRONDE*



MARBLE BLEND*

	WIDTH	LENGTH	THICKNESS	SF/PALLET	PCS/PALLET	LBS/PALLET
A	8"	8"	1½"	64	16	1,051
B	8"	16"	1½"		18	
C	16"	16"	1½"	8	8	493
D	16"	24"	1½"		8	
E	12"	24"	1½"	N/A	15	493
F	12"	12"	1½"	N/A	N/A	12
G	18"	18"	1½"	N/A	N/A	18

Sizes E, F & G sold separately




COPING

OUTSIDE CORNER

INSIDE CORNER (6" NOTCH)






Grand Flagstone

Stunning natural stone texture and 15 unique shapes that replicate large, irregular flagstone. Fast installation with easy-to-install pattern. Uniform thickness with a comfortable end result. Multiple natural color blends are available.

	WIDTH	LENGTH	THICKNESS	SF/PALLET	SF/LAYER	LBS/PALLET
A	38"	42"	1 1/4"	90	11.25	2,000



BLUESTONE



MOCHA



YORK BROWN



Old Town Flagstone



A complete patio on a pallet! Naturally aged and textured surface with stone cut edges.

	WIDTH	LENGTH	THICKNESS	SF/PALLET	PCS/PALLET	LBS/PALLET
A	12"	12"	1½"	6	6	1,200
B	12"	18"	1½"	18	12	
C	12"	24"	1½"	18	9	
D	18"	18"	1½"	5	2	
E	18"	24"	1½"	9	3	
F	24"	24"	1½"	12	3	


Sizes not sold separately. Patio Pack 68 sq. ft.



BLUESTONE



GIRONDE*



MOCHA



YORK BROWN

York Brown



structural WALLS

Today, walls are not only functional but are distinctive focal points in numerous outdoor living and design projects. Whether it's a commercial or residential installation, you'll find the perfect wall in The Nicolock Wall Collection.

Get inspired by our endless color and style options to create an exceptionally attractive and functional wall system that will stand the test of time.

Oceanic Blue

Landscape Walls



Granite City Blend

Ideal for retaining, free-standing seat walls and many other outdoor living features


Retaining Walls



York Brown

Walls built for earth retention-- suitable for residential or commercial installations

Garden Walls



Mocha

Perfect for tree rings, edgings, garden borders and low retaining wall installations


Nicolock Walls are available in a variety of styles and include features designed for multiple applications. To help you select the best wall for your installation, please review the chart below. Additional information is included on each product page.

WALL STYLE	SYSTEM		CORNERS	WALL HEIGHTS*		ALIGNMENT	SETBACK	CORE	FEATURES	OUTDOOR LIVING KITS
				GRAVITY [+/-]	REINFORCED [+/-]					
LANDSCAPE WALLS										
Mini Colonial	4-Piece	N/A	Yes/Split	1.5'	N/A	Concrete Adhesive	Vertical	Solid	Double Sided	N/A
5" Colonial	4-Piece	Yes	Yes/Split	2.5'	6'	Tongue & Groove	Vertical or 1.5"	Solid	Double Sided	N/A
6" Colonial	4-Piece	N/A	Yes/Split	1.5'	N/A	Concrete Adhesive	Vertical	Solid	Double Sided	N/A
Verona	1-Piece	N/A	Yes	1.5'	N/A	Concrete Adhesive	Vertical	Solid	Double Sided	Yes
Stonegate®	3-Piece	Yes	Yes	2.5'	6'	Pin	Vertical or 1"	Solid	Double Sided	Yes
Claremont	2-Piece	N/A	Yes	1.5'	N/A	Concrete Adhesive	Vertical	Solid	Double Sided	N/A
Belvedere	6-Piece	Yes	Yes	2.0'	6'	Concrete Adhesive	1/2"	Solid	Double Sided	Yes
Kodah	4-Piece	Yes	Yes	2.5'	6'	Concrete Adhesive	3/4"	Solid	Double Sided	N/A
RETAINING WALLS										
Firma®	1-Piece	Yes	Yes	3.0'	12'	Tongue & Groove	3/4"	Solid	Single Sided	N/A
Alta	1-Piece	Yes	Yes	3.0'	12'	Rear Lip	1"	Hollow	Single Sided	N/A
Alta Pro	1-Piece	Yes	Yes	3.0'	40'	Rear Lip	1"	Hollow	Single Sided	N/A
Compac III	1-Piece	Yes	Yes	3.0'	40'	Pin	Near Vertical or 1"	Hollow	Single Sided	N/A
Outcropping	12-Piece	Yes	Yes	6'	15'	Shear Heel Lugs	14 Degrees	Solid	Single Sided	N/A
Redi-Rock®	Multi-Piece	Yes	Yes	25'	60'	Knob & Groove	0, 1, 5, 27½ & 43 Degree options	Solid & Hollow	Single, Double or Triple Sided	N/A
GARDEN WALLS										
Serafina	1-Piece	N/A	N/A	1.5'	N/A	Concrete Adhesive	Vertical	Solid	Double Sided	Yes
Mountain Block	2-Piece	N/A	N/A	1.5'	N/A	Concrete Adhesive	Vertical or 1"	Solid	Single Sided	N/A
Garden Wall	1-Piece	N/A	N/A	1.5'	N/A	Rear Lip	1"	Solid	Single Sided	N/A

*Wall heights shown are intended as a guide and not for construction purposes. **Note:** Gravity walls rely on unit weight and unit set-back to retain soils. Reinforced walls rely on unit weight, unit set-back and geogrid to retain and stabilize soils.



The symbol signifies that this product is suitable for building elevated wall heights using geogrid reinforcement or other design methods. Consult a licensed engineer for design assistance.



Mocha

Belvedere Wall

A Belvedere Wall provides the rich texture of quarried stone for an organic finish without the expense. Create warm, rustic silhouettes with our Belvedere wall.




ROSETTA
By Nicolock

	HEIGHT	WIDTH	DEPTH	SF/PALLET	PCS/PALLET	LBS/PALLET
A	3"	18"	9"	27	12	2,475
B	6"	18"	9"		12	
C	3"	12"	9"		12	
D	6"	12"	9"		12	
E	3"	6"	9"		12	
F	6"	6"	9"		12	

Sizes not sold separately



BLUESTONE



MOCHA



YORK BROWN



Granite City Blend

6" Colonial Wall

The Colonial Wall System features a distinctive double-sided face, hard-split finish. You can build the 3" or 6" wall individually or combine them for added dimension. There is also a prepackaged Colonial Pier to add the finishing touch to your wall.

	HEIGHT	WIDTH	DEPTH	SF/PALLET	PCS/PALLET	LBS/PALLET
A	6"	16"	9"	35	15	4,068
B	6"	12"	9"		25	
C	6"	9"	9"		25	
D	6"	16"	9"		10	

Sizes not sold separately




CORNER PIECE



CAPPUCCINO BLEND



CHESAPEAKE BLEND*



GRANITE CITY BLEND



GRAPHITE PEARL BLEND*



HUDSON VALLEY BLEND



SOUTH BAY BLEND



TRAVERTINA*



WESTCHESTER BLEND

**Also available in the following:
(color swatches on pg. 146-147)**

- Adobe Blend
- Bluestone*
- Crab Orchard Blend
- Fire Island Blend
- Golden Brown Blend
- Oyster Blend

Golden Brown Blend



5" Colonial Wall

The Colonial Wall System features a distinctive double-sided face, hard-split finish. The tongue and groove locking mechanism will ensure a solid connection and helps facilitate rapid installation. There is also a prepackaged Colonial Pier to add the finishing touch to your wall.

	HEIGHT	WIDTH	DEPTH	SF/PALLET	PCS/PALLET	LBS/PALLET
A	5"	16"	9"	35	18	3,548
B	5"	12"	9"		30	
C	5"	9"	9"		30	
D	5"	16"	9"		12	


Sizes not sold separately



CORNER PIECE



CHESAPEAKE BLEND*



GRANITE CITY BLEND



TRAVERTINA*



WESTCHESTER BLEND

Also available in the following:
 (color swatches on pg. 146-147)
 Adobe Blend Fire Island Blend
 Bluestone* Golden Brown Blend
 Crab Orchard Blend Oyster Blend





Graphite Pearl Blend

Mini Colonial Wall

The Colonial Wall System features a distinctive double-sided face, hard-split finish. You can build the 3" or 6" wall individually or combine them for added dimension. There is also a prepackaged Colonial Pier to add the finishing touch to your wall.

	HEIGHT	WIDTH	DEPTH	SF/PALLET	PCS/PALLET	LBS/PALLET
A	3"	16"	9"	35	30	3,921
B	3"	12"	9"		50	
C	3"	9"	9"		50	
D	3"	16"	9"		20	

Sizes not sold separately



CAPPUCCINO BLEND



CHESAPEAKE BLEND*



GRANITE CITY BLEND



GRAPHITE PEARL BLEND*



SOUTH BAY BLEND



TRAVERTINA*



WESTCHESTER BLEND

**Also available in the following:
(color swatches on pg. 146-147)**

- Adobe Blend
- Bluestone*
- Crab Orchard Blend
- Fire Island Blend
- Golden Brown Blend
- Oyster Blend



Chesapeake Blend

Verona Wall

The Verona Wall's antiqued, double-sided finish mirrors the look of natural stone. It's a versatile wall to construct almost any outdoor feature including free-standing walls, steps, outdoor kitchens and fireplaces. You can also build Verona Piers to complement your wall.

	HEIGHT	WIDTH	DEPTH	PCS/SF	SF/PALLET	PCS/PALLET	LBS/PALLET
A	4"	12"	8"	3	32	96	2,650

A



CHESAPEAKE BLEND*



GRANITE CITY BLEND



GRAPHITE PEARL BLEND*



OCEANIC BLUE*



SOUTH BAY BLEND



TRAVERTINA*



WESTCHESTER BLEND

Verona Wall Contemporary also available with smooth edges. *See image above.

Also available in the following:
(color swatches on pg. 148-149)

Adobe Blend
Bluestone*
Charcoal

Crab Orchard Blend
Golden Brown Blend
Oyster Blend



Graphite Pearl Blend

Stonegate® Contemporary Wall

The 3-piece Stonegate® Contemporary Wall System features a unique, modern contemporary finish on three sides. It's offered in three face lengths and has a matching cap. Specialized pin system allows vertical to 1" setback.

	HEIGHT	WIDTH	DEPTH	SF/PALLET	PCS/PALLET	LBS/PALLET
A	6"	16"/14"	10"	30	60	2,623
B	6"	12"/10"	10"			
C	6"	6"/4"	10"			
D	3"	12"/10"	11"	66 LF	72	2,033



CAP SOLD SEPARATELY

Size D sold separately



CHESAPEAKE BLEND*



GRANITE CITY BLEND



GRAPHITE PEARL BLEND*



OCEANIC BLUE*



SOUTH BAY BLEND



TRAVERTINA*



WESTCHESTER BLEND



Made in New York, additional freight rates may apply.

Also available in the following:
(color swatches on pg. 148-149)

Adobe Blend
Bluestone*
Charcoal

Crab Orchard Blend
Golden Brown Blend
Oyster Blend



Mocha

Claremont Wall


Linear, horizontal proportions evoke a contemporary yet classic stone appearance. Each unit is finished on both the front and back surfaces, allowing for both freestanding and retaining walls. Crisp, chiseled stone texture is indistinguishable from natural-shaped, limestone drywall.

	HEIGHT	WIDTH	DEPTH	SF/PALLET	PCS/PALLET	LBS/PALLET
A	4"	24"	8"	29	25	2,800
B	4"	18"	8"	40	25	2,200
C	4"	22"	8"	40	40	2,200

Size C sold separately



BLUESTONE



MOCHA



YORK BROWN

ROSETTA
By Nicolock



Bluestone

Kodah Wall

Kodah Wall is a one-of-a-kind large scale retaining wall system. Its modern, linear proportions combined with its rough, quarried stone texture make it perfect for a variety of applications. The Kodah Wall also makes it easier than ever to provide you with the big block look without the over-the-top installation costs.

	HEIGHT	WIDTH	DEPTH	SF/PALLET	PCS/PALLET	LBS/PALLET
A	6"	42"	10½"	21	6	2,400
B	6"	30"	10½"		3	
C	6"	21"	10½"		6	
D	6"	12"	10½"	31½	3	2,400
E	6"	21"	10½"		24	

Size E sold separately



CORNER SOLD SEPARATELY



BLUESTONE



MOCHA



YORK BROWN



ROSETTA
By Nicolock



Alta Wall

Alta Wall is a versatile wall for everyday landscape applications. Its tapered design simplifies installation of inside and outside curves so you can design with freedom. The hollow core design and rear lip connection make this wall system a go-to system for professionals.

	HEIGHT	WIDTH	DEPTH	PCS/SF	SF/PALLET	PCS/PALLET	LBS/PALLET
A	6"	16"	12"	1.5	26.6	40	1,962
B	6"	8"	12"	2	24	48	2,164

Sizes sold separately



CORNER SOLD SEPARATELY



ADOBE BLEND



FIRE ISLAND BLEND



GOLDEN BROWN BLEND



GRANITE CITY BLEND



TRAVERTINA*



WESTCHESTER BLEND

Alta Pro Wall

A taller version of our beautiful Alta Wall, this system helps landscape and hardscape professionals create stunning outdoor living spaces with structural integrity.

	HEIGHT	WIDTH	DEPTH	PCS/SF	SF/PALLET	PCS/PALLET	LBS/PALLET
A	8"	18"	12"	1	40	40	2,404
B	8"	18"	9"	1	32	32	2,509

Sizes sold separately



CORNER SOLD SEPARATELY



ADOBE BLEND



FIRE ISLAND BLEND



GOLDEN BROWN BLEND



GRANITE CITY BLEND



GRAPHITE PEARL BLEND*



HUDSON VALLEY BLEND



TRAVERTINA*



WESTCHESTER BLEND

Granite City Blend



Adobe Blend

Firma Wall

The Firma® Wall is a segmental retaining wall with a natural split-face texture. Its classic line complements any natural or architectural landscape. A solid block with tapered sides, this wall system combines rich color, form and function into your project.

	HEIGHT	WIDTH	DEPTH	PCS/SF	SF/PALLET	PCS/PALLET	LBS/PALLET
A	6"	16"	12"	1.5	26.6	40	3,187



ADOBE BLEND



CRAB ORCHARD BLEND



GOLDEN BROWN BLEND



GRANITE CITY BLEND



OYSTER BLEND

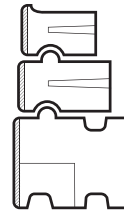
NEW! REDIROCK®

WALL SOLUTIONS

Gravity, reinforced, hybrid, and freestanding walls come together to create optimized solutions.

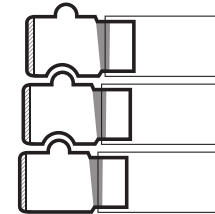
GRAVITY RETAINING WALLS

- Build walls over 20 feet tall
- Reduce excavation and use a smaller footprint without geogrid
- Install quickly with a machine and small crew



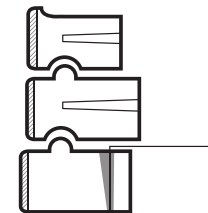
REINFORCED RETAINING WALLS

- Build walls over 50 feet tall
- Eliminate geogrid connection failures with positive connection blocks
- Support heavy live loads



HYBRID WALLS

- Blend gravity and reinforced sections
- Combine precast modular blocks with cast-in-place
- Maintain seamless appearance



FREESTANDING WALLS

- Integrate parapets with other walls seamlessly
- Build stand-alone structures
- Create great looking results with texture on multiple sides



REDI-ROCK TEXTURE: LEDGESTONE

Redi-Rock LedgeStone blocks, available in four natural colors, give projects a random, stacked stone look. Because they're made using architectural-grade precast concrete, the depth and level of detail in the texture is outstanding.



LedgeStone Block Specifications

- Trapezoidal shape allows convex and concave radii
- 5.5 inch deep texture
- Rich formulated colors to mimic the look of natural stone
- Ten individual face molds offer up to 115 square feet of non-repeating patterns
- Wet-cast concrete gives a greater level of detail and durability



BLUESTONE



MOCHA



PEWTER



YORK BROWN



York Brown


Outcropping



Mocha



BLUESTONE



MOCHA



YORK BROWN

With this large rock landscaping look, your new retaining wall, stairs or poolscapes will stand out among your neighbors. Get the look you want without sacrificing the structurally sound solution you need.

Pallet A

	HEIGHT	WIDTH	DEPTH	SF/PALLET	PCS/PALLET	LBS/PALLET
A	12"	42"	24"/20"	18	4	4,000
B	12"	48"	24"/20"			
C	12"	60"	24"/20"			
D	12"	66"	24"/20"			

Sizes not sold separately



Pallet B

	HEIGHT	WIDTH	DEPTH	SF/PALLET	PCS/PALLET	LBS/PALLET
A	6"	24"	24"/20"	18	6	4,000
B	6"	36"	24"/20"			
C	6"	48"	24"/20"			
D	12"	36"	24"/20"			
E	12"	54"	24"/20"			
F	12"	72"	24"/20"			

Sizes not sold separately



Pallet C

	HEIGHT	WIDTH	DEPTH	SF/PALLET	PCS/PALLET	LBS/PALLET
A	6"	24"	24"/20"	18	4	4,000
B	6"	36"	24"/20"			
C	18"	60"	24"/20"			
D	24"	48"	24"/20"			

Sizes not sold separately



Corners

	CORNERS	HEIGHT	WIDTH	DEPTH	PCS/PALLET	LBS/PALLET
A	6" CORNER	6"	39"	27"	1-6	489
B	12" CORNER	12"	48"	30"	1-4	1,222

Sizes sold separately





Granite City Blend

Keystone® Compac III Straight Split



The Compac III's shape allows for tight radius curves and vertical core alignments. This wall can do it all with vertical or battered setback construction options. With triangular-shaped receiving holes, construction adjustments are simplified. Natural stone appearance and rich colors complement any setting.

	HEIGHT	WIDTH	DEPTH	PCS/SF	SF/PALLET	PCS/PALLET	LBS/PALLET
A	8"	18"	12"	1	40	40	2,417



ADOBE BLEND



FIRE ISLAND BLEND



GOLDEN BROWN BLEND



GRANITE CITY BLEND

**½" x 5¼"
Fiberglass
Alignment Pins**

SOLD SEPARATELY

Made in New York, additional freight rates may apply.



York Brown

Mountain Block

Mountain Block's single-sided face provides a unique stone texture with its 4" x 12" wall face. Solid block makes this system structurally sound for walls with a maximum height of 36". Its organic design stylishly connects your home to its natural surroundings. Nicolock's Rockface Multi-Cap can be used to add the finishing touch to a great outdoor setting.

	HEIGHT	WIDTH	DEPTH	SF/PALLET	PCS/PALLET	LBS/PC	LBS/PALLET
A	4"	12"	8"	16	48	28	1,360
B	4"	12"	8"	16	24	32	775

Sizes sold separately



BLUESTONE



MOCHA



YORK BROWN

ROSETTA
By Nicolock



Fire Island Blend

Serafina Wall

The Serafina Wall's trapezoid shape and split face on two sides makes it a multifaceted solution for many hardscape applications. From straight and curved walls, single or two-sided borders for your garden, Serafina is a great option where walls less than three feet high are required. Available in colors for every home.

	HEIGHT	WIDTH	DEPTH	PCS/SF	SF/PALLET	PCS/PALLET	LBS/PALLET
A	4"	10"/6"	9"	3.5	17	60	1,519



GRANITE CITY BLEND



GRAPHITE PEARL BLEND*



SOUTH BAY BLEND



TRAVERTINA*



WESTCHESTER BLEND

**Also available in the following:
(color swatches on pg. 146-147)**

- Adobe Blend
- Bluestone*
- Crab Orchard Blend
- Fire Island Blend
- Golden Brown Blend
- Oyster Blend




Charcoal

Garden Wall

A pleasing 4"x12" garden wall with straight lines and a rear lip connection. This single-sided wall has tapered lines and is perfect for small applications in straight or serpentine walls.


	HEIGHT	WIDTH	DEPTH	PCS/SF	SF/PALLET	PCS/PALLET	LBS/PALLET
A	4"	12"	8"	3.5	36	108	1800



GRANITE CITY BLEND



TRAVERTINA*



WESTCHESTER BLEND

**Also available in the following:
(color swatches on pg. 146-147)**

- Adobe Blend
- Charcoal
- Fire Island Blend
- Golden Brown Blend

PIERS, COPING, CAPS & STEPS

Nicolock's Piers and Caps provide a decorative finishing touch to any wall system. Choose from a variety of styles and vivid colors to complement your outdoor project.

Bluestone




Travertina

Mini Colonial Pier

Builds Per Pallet:

One: 24" x 24" x 60" high pier
Two: 24" x 24" x 30" high piers



HEIGHT	WIDTH	DEPTH	SF/PALLET	PCS/PALLET	LBS/PALLET
3"	14¾"	9"	40	80	2,620

Also available in the following:
(color swatches on pg. 146-147)

Adobe Blend Fire Island Blend
Bluestone* Golden Brown Blend
Crab Orchard Blend Oyster Blend



Golden Brown Blend

5" Colonial Pier

Builds Per Pallet:

One: 24" x 24" x 70" high pier
Two: 24" x 24" x 35" high piers



HEIGHT	WIDTH	DEPTH	SF/PALLET	PCS/PALLET	LBS/PALLET
5"	14¾"	9"	46.6	56	2,849



Granite City Blend

6" Pier

You can also use our 6" and 8" corners to create piers.

Builds Per Pallet:

One: 20" x 20" x 72" H pier
Two: 20" x 20" x 36" H piers



HEIGHT	WIDTH	DEPTH	SF/PALLET	PCS/PALLET	LBS/PALLET
6"	8"	12"	24	48	2,164

8" Corner

Builds Per Pallet:

One: 27" x 27" x 64" H pier
Two: 27" x 27" x 32" H piers



HEIGHT	WIDTH	DEPTH	SF/PALLET	PCS/PALLET	LBS/PALLET
8"	18"	9"	32	32	2,509



CAPPUCCINO BLEND
(Mini & 6" only)



CHESAPEAKE BLEND*



GRANITE CITY BLEND



GRAPHITE PEARL BLEND*
(Mini & 6" only)



SOUTH BAY BLEND
(Mini & 6" only)



TRAVERTINA*



WESTCHESTER BLEND

Verona Pier



South Bay Blend

Builds Per Pallet:

Two: 20" x 20" x 48" high piers


HEIGHT	WIDTH	DEPTH	SF/PALLET	PCS/PALLET	LBS/PALLET
4"	12"	8"	32	96	2,739



Stonegate® Contemporary Pier



Graphite Pearl Blend


 1/2" x 4 3/4" Shouldered Pins
 SOLD SEPARATELY
 Made in New York,
 additional freight
 rates may apply.

Builds Per Pallet:

One: 20" x 20" x 60" high pier or One: 30" x 30" x 30" high pier or Two: 20" x 20" x 30" high piers

	HEIGHT	WIDTH	DEPTH	SF/PALLET	PCS/PALLET	LBS/PALLET
A	6"	16"/14"	10"			
B	6"	12"/10"	10"	30	60	2,800
C	6"	6"/4"	10"			
D	3"	12"/10"	11"	66 LF	72	2,033

Size D sold separately



CAP SOLD SEPARATELY

Also available in the following: (color swatches on pg. 148-149)

Adobe Blend
 Bluestone*
 Charcoal

Crab Orchard Blend
 Golden Brown Blend
 Oyster Blend



CHESAPEAKE BLEND*



GRANITE CITY BLEND



GRAPHITE PEARL BLEND*



OCEANIC BLUE*




SOUTH BAY BLEND



TRAVERTINA*



WESTCHESTER BLEND



York Brown

Belvedere Pier

Corner blocks are used to build the pier; multiple textures provide a random look for your finished project. The matching cap provides the finishing touch as well as additional landscape lighting possibilities. Pier Cap sold separately.

Buils Per Pallet (corner units):

One: 24" x 24" x 36" high pier

	HEIGHT	WIDTH	DEPTH	SF/PALLET	PCS/PALLET	LBS/PALLET
A	3"	15"	9"	24	16	1,520
B	6"	15"	9"		16	



Cap: 2½" x 27" x 27"

ROSETTA
By Nicolock




BLUESTONE



MOCHA



YORK BROWN



Mocha

Claremont Pier

Chiseled, finished corner blocks are used to build the pier. The matching cap provides the finishing touch as well as additional lighting possibilities. Pier Cap sold separately.

Buils Per Pallet (corner units):

One: 30" x 30" x 40" high pier

HEIGHT	WIDTH	DEPTH	SF/PALLET	PCS/PALLET	LBS/PALLET
4"	22"	8"	33	40	2,200



Cap: 3" x 34" x 34"

ROSETTA
By Nicolock




BLUESTONE



MOCHA



YORK BROWN



Bluestone

Kodah Pier

Corner blocks are used to build the pier. The cap provides the finishing touch as well as additional landscape lighting possibilities. Pier Cap sold separately.

Buils Per Pallet (corner units):

One: 32" x 32" x 36" high pier

HEIGHT	WIDTH	DEPTH	SF/PALLET	PCS/PALLET	LBS/PALLET
6"	21"	10½"	31.5	24	2,400




Cap: 3" x 34" x 34"

ROSETTA
By Nicolock



BLUESTONE



MOCHA



YORK BROWN

Nantucket Pre Built Pier



Ny. Bluestone

Easy to install, makes one pier. Pier Cap sold separately.

QTY	HEIGHT	WIDTH	DEPTH	LBS/PALLET
1 Pier	35"	24"	24"	250
1 Pier	35"	30"	30"	350

TEXTURE:



LEDGE STONE

CHOOSE YOUR COLOR:



BISCOTTI TAN



MOUNTAIN SLATE



NY BLUESTONE

Pier Caps



A clean, chiseled stone edge providing a sturdy platform for additional landscape lighting.

HEIGHT	WIDTH	DEPTH
2½"	18"	18"
2½"	20"	20"
3"	24"	24"
3"	26"	26"
3"	27"	27"
3"	28"	28"
3"	30"	30"



BLUESTONE



BROWN



GIRONDE*



YORK BROWN

Bluestone

Linear Cap



Charcoal


Contemporary double-sided wall cap with clean lines and a slight chamfer.
Perfect for pools, steps, or walls.

	HEIGHT	WIDTH	DEPTH	PCS/PALLET	LF/PALLET	LBS/PALLET
A	2 3/8"	18"	12"	42	63	1,800



Double-sided rustic wall cap with natural stone texture and a slight chamfer.
Perfect for pools, steps, or walls.

	HEIGHT	WIDTH	DEPTH	PCS/PALLET	LF/PALLET	LBS/PALLET
A	2 3/8"	18"	12"	42	63	1,800



Stone Face Cap

Charcoal



Multi Cap



Granite City Blend

Features a hard-split face design on one edge. Suitable for single-sided walls but also compatible with all Nicolock Walls.

	HEIGHT	WIDTH	DEPTH	PCS/PALLET	LF/PALLET	LBS/PALLET
A	3"	16"	12"	64	85	2,744



GRANITE CITY BLEND



TRAVERTINA*



WESTCHESTER BLEND

Also available in the following:
(color swatches on pg. 146-147)

Adobe Blend
Charcoal
Crab Orchard Blend
Fire Island Blend

Golden Brown Blend
Hudson Valley Blend
Oyster Blend

Colonial Cap



Travertina

Offered in a hard-split rock face finish on two sides. Corners can be split into trapezoid shapes suitable for Colonial Wall Systems, but also compatible with any Nicolock Wall.

	HEIGHT	WIDTH	DEPTH	LF/PALLET	PCS/PALLET	LBS/PALLET
A	3"	9"	12½"		40	
B	3"	12"	12½"		40	
C	3"	15"	12½"	108	20	3,766
D	3"	15"	12½"		20	

Sizes not sold separately



CORNER PIECE



CAPPUCCINO BLEND



CHESAPEAKE BLEND*



GRANITE CITY BLEND



GRAPHITE PEARL BLEND*



SOUTH BAY BLEND



TRAVERTINA*



WESTCHESTER BLEND

Also available in the following:
(color swatches on pg. 146-147)

Adobe Blend
Bluestone*
Crab Orchard Blend
Fire Island Blend
Golden Brown Blend
Hudson Valley Blend
Oyster Blend

Coastal Cap

NEW!



Features a smooth texture on two sides with a rounded front. Rectangular shapes and available in two depths. Can be cut for corners. Perfect for walls, steps and pool coping.

Coastal Cap

	HEIGHT	WIDTH	DEPTH	LF/PALLET	PCS/PALLET	LBS/PALLET
A	2 3/8"	24"	12"	96	48	2,700



Coastal Cap Plus

	HEIGHT	WIDTH	DEPTH	LF/PALLET	PCS/PALLET	LBS/PALLET
A	2 3/8"	24"	14"	64	32	2,115



Granite City Blend



BROWN



CAPPUCCINO BLEND*



CHARCOAL



CHESAPEAKE BLEND*



GRANITE CITY BLEND



GRAPHITE PEARL BLEND*



OCEANIC BLUE*



PENNSYLVANIA BLUE**



RAVEN*



SOUTH BAY BLEND*



TRAVERTINA*



WESTCHESTER BLEND

Also available in the following:
(color swatches on pg. 148-149)

Adobe Blend
Autumn Blend*
Crab Orchard Blend*

Golden Brown Blend
Marble Blend*
Oyster Blend*



Rockface Multi Cap



Features cast stone texture on two sides. Trapezoid shapes and available in two depths. Compatible with all Nicolock walls.

Rockface Multi Cap

	HEIGHT	WIDTH	DEPTH	LF/PALLET	PCS/PALLET	LBS/PALLET
A	2"	9"	11½"	11	14	1,200
B	2"	12"	11½"	14	14	
C	2"	15"	11½"	18	14	
D	2"	15"	11½"	5	4	

Sizes not sold separately. Combined 42 LF



Rockface Multi Cap Grande

	HEIGHT	WIDTH	DEPTH	LF/PALLET	PCS/PALLET	LBS/PALLET
A	2"	9"	14"	11	14	1,400
B	2"	12"	14"	14	14	
C	2"	15"	14"	18	14	
D	2"	15"	14"	5	4	

Sizes not sold separately. Combined 42 LF



Dimensional Coping




Features chiseled stone texture on two sides. Compatible with all Nicolock walls.

	HEIGHT	WIDTH	DEPTH	LF/PALLET	PCS/PALLET	LBS/PALLET
A	2½"	24"	12½"		18	500
B	2½"	18"	12½"	61	12	
C	2½"	19"	12½"		4	

Sizes not sold separately



Belvedere Coping



Creates the rustic appearance of natural stone and complements our Belvedere Wall.

	HEIGHT	WIDTH	DEPTH	LF/PALLET	PCS/PALLET	LBS/PALLET
A	2 1/4"	6"	10 1/4"		24	
B	2 1/4"	12"	10 1/4"		12	
C	2 1/4"	18"	10 1/4"	66	6	1,550
D	2 1/4"	18"	10 1/4"		6 Left End Unit	
E	2 1/4"	18"	10 1/4"		10 Right End Unit	

ROSETTA
By Nicolock



D & E (End Units) are useful for constructing corners/ends, finished on front, back, top and one side.

Sizes not sold separately



BLUESTONE



MOCHA



YORK BROWN

Old Town Coping



Rectangular shapes and a dimpled surface give this coping a unique look. Textured edges add a special charm. No spacer lugs needed.

	HEIGHT	WIDTH	DEPTH	LF/PALLET	PCS/PALLET	LBS/PC	LBS/PALLET
A	1 1/2"	18"	12"	30	20	30	600
B	1 1/2"	19"	12"	30	20	30	600
C	1 1/2"	12"	12"	N/A	N/A	12	N/A
D	1 1/2"	18"	18"	N/A	N/A	18	N/A

Sizes sold separately



OUTSIDE CORNER

INSIDE CORNER



AUTUMN COTSWOLD



BLUESTONE



GIRONDE*



MOCHA



YORK BROWN


Versailles Coping



Flat surface with natural travertine markings. Fullnose on one side. Inside and outside corners available.

	HEIGHT	WIDTH	DEPTH	SF/PALLET	PCS/PALLET	LBS/PC	LBS/PALLET
A	1 1/2"	24"	12"	30	15	-	493
B	1 1/2"	12"	12"	N/A	N/A	12	N/A
C	1 1/2"	18"	18"	N/A	N/A	18	N/A

Sizes sold separately



OUTSIDE CORNER

INSIDE CORNER WITH 6" NOTCH



GIRONDE*



MARBLE BLEND*

Rockface Treads



These treads have a chiseled stone edge treatment on three sides making them the perfect finishing touch to any wall, step or pool coping. A Thermal finish top surface gives them a smooth texture.

	HEIGHT	WIDTH	DEPTH	PCS/PALLET	LBS/PC	LBS/PALLET
A	2"	51"	14"	13	118	1,810
B	2"	64"	14"	13	147	2,245
C	2"	74"	14"	13	165	2,515

Sizes sold separately



BLUESTONE



BROWN



GIRONDE*

Thermal & Fullnose Treads



These classic treads offer a flamed or rounded stone edge treatment with a thermal finish top surface. Six sizes make it easy to fit your design. Perfect for walls, steps and pool coping.

	HEIGHT	WIDTH	DEPTH	PCS/PALLET	LBS/PC	LBS/PALLET
A	2"	48"	12"	15	96	1,490
B	2"	60"	12"	15	120	1,850
C	2"	72"	12"	15	143	2,200
D	2"	48"	14"	15	118	1,815
E	2"	60"	14"	15	147	2,250
F	2"	72"	14"	15	165	2,515

Sizes sold separately



BLUESTONE



BROWN



GIRONDE*



Chesapeake Blend

6x12 Fullnose

Surround your pool or create sturdy steps. 6x12 Fullnose pavers come in a wide variety of colors. Rectangular in shape and a smooth surface gives this coping a unique look. Rounded edges add a special charm. No spacer lugs needed.

	HEIGHT	WIDTH	DEPTH	PCS/LF	LF/PALLET	PCS/PALLET	LBS/PALLET
A	2 3/8"	6"	12"	2	104	208	2,566

*8x12 Fullnose available for special order in Charcoal & Granite City Blend



Also available in the following:
(color swatches on pg. 142-145)

- Adobe Blend
- Autumn Blend*
- Crab Orchard Blend*
- Fire Island Blend
- Golden Brown Blend
- Oyster Blend*
- Red



BROWN



CAPPUCCINO BLEND*



CHARCOAL



CHESAPEAKE BLEND*



GRANITE CITY BLEND



GRAPHITE PEARL BLEND*



OCEANIC BLUE*



PENNSYLVANIA BLUE**



RAVEN**



SOUTH BAY BLEND*



TRAVERTINA*



WESTCHESTER BLEND

Irregular Steps

ROSETTA
By Nicolock



York Brown

Our Irregular Steps will give a magnificent appearance that's indistinguishable from natural stone. They have a uniform rise that is both safe and comfortable. Irregular sizes lend a rustic sophistication to your landscape.

	HEIGHT	WIDTH	DEPTH	UNITS/BUNDLE	LBS/PC	LBS/PALLET
A	7"	54"	24"	6	458	2,962
B	7"	60"	24"		600	
C	7"	42"	17"		349	
D	7"	48"	28"		567	
E	7"	42"	26"		476	
F	7"	48"	24"		512	

Sizes not sold separately



BLUESTONE



MOCHA



YORK BROWN

Roma Step



Granite City Blend

Smooth top with a textured finish, the Roma Step provides transition and functionality to your hardscape design.

	HEIGHT	WIDTH	DEPTH	PCS/PALLET	LF/LAYER	LBS/PALLET
A	6"	48"	18"	6	8	2,250



BROWN



CHARCOAL



GRANITE CITY BLEND




OYSTER BLEND*



TRAVERTINA*



WESTCHESTER BLEND



Bluestone

Rockface Steps

Makes a 6" change in elevation with a single unit. Thermal finish top surface with chiseled stone edge treatment on three sides.

	HEIGHT	WIDTH	DEPTH	PCS/PALLET	LBS/PC	LBS/PALLET
A	6"	51"	16"	6	365	4,745
B	6"	64"	16"	6	455	5,915
C	6"	74"	16"	6	545	7,085

Sizes sold separately



BLUESTONE



BROWN




GIRONDE*

Stepping Stones



Effective in protecting lawns from traffic. Create winding paths across gravel, mulch or grass.

	HEIGHT	WIDTH	DEPTH	PCS/PALLET	LBS/PC	LBS/PALLET
A	1½"	22"	16½"	20	37	777




AUTUMN COTSWOLD



BLUESTONE



GIRONDE*



LILAC*



YORK BROWN

Log Sleepers



Create an authentic, rustic feel with a cut-log look. Create winding paths across gravel, mulch or grass.

	HEIGHT	WIDTH	DEPTH	PCS/PALLET	LBS/PC	LBS/PALLET
A	1½"	24"	10"	20	23	483



RUSTIC BROWN

Stay warm year-round with our **FIRE PITS & FIREPLACES**

Granite City Blend

WOOD

The Standard Wood option is for fire lovers who appreciate the full aesthetics of burning wood. Choose your coping option for added height.

SMOKE-LESS WOOD

A unique double-wall design results in smoke reduction. When a fire is burning, the walls heat up, hot air rises and exits the wall cavity through the line of holes around the rim. This pressurized, heated oxygen mixes with the smoke and causes it to reburn, reducing smoke.

GAS

Whether you prefer propane or natural gas, each ignition type includes everything you need to experience season-round enjoyment day or night. Packages include the vent kit for all ignition systems and control panels for MT, TPSI and AWS options.


Serafina Fire Pit



Westchester Blend

There is something magical about sitting around the fire pit. The Serafina Fire Pit provides a charming focal point for entertaining with family and friends.

	OUTSIDE DIAMETER	HEIGHT	LBS/PALLET
A WITHOUT COPING	48"	16"	1,350
B WITH COPING	51½"	19"	1,714



GRANITE CITY BLEND



GRAPHITE PEARL BLEND*



SOUTH BAY BLEND



TRAVERTINA*



WESTCHESTER BLEND

Also available in the following:
(color swatches on pg. 146-147)

- Adobe Blend
- Bluestone*
- Crab Orchard Blend
- Fire Island Blend
- Golden Brown Blend
- Oyster Blend



COPING OPTIONS:



BLUESTONE



BROWN



GIRONDE*

CHOOSE YOUR WOOD OR GAS PACKAGE:

WOOD	Full Pallet Wall Stone	Round Insert	Smoke-less Metal Insert	Smoke-less Stainless Steel Insert	Rockface Coping
Wood Standard 1					
Wood Standard 2					
SMOKE-LESS					
Smoke-Less 1					
Smoke-Less 2					
Smoke-Less 3					
Smoke-Less 4					

GAS	Full Pallet Wall Stone & Coping	Lava Rocks ² (min qty)	Match Throw Burner Kit	TPSI Burner Spark Ignition Kit	TFS Burner w/ remote	Deluxe Brass Match Throw	Deluxe Brass AWS
*Deluxe Match Throw ¹							
*Deluxe Spark TPSI ¹							
Deluxe Remote TFS**							
Deluxe Brass Match Throw**							
Deluxe Brass AWS**							

Vent kit included with all ignition systems.

*Control panel included

¹Includes NG to LP Piece

²Lava Rock supplied is minimum quantity needed. Must add additional or glass for finish

**Must be ordered with natural gas or liquid propane

Belvedere Fire Pit



What better way to enjoy your outdoor living area than to gather together around this cozy Belvedere Fire Pit with your loved ones. The natural textures and colors of the Belvedere seamlessly fit together with every Nicolock stone.

	OUTSIDE DIAMETER	HEIGHT	LBS/PALLET
A	55"	14¼"	2,540



BLUESTONE



MOCHA



YORK BROWN

ROSETTA[®]
By Nicolock



Bluestone

CHOOSE YOUR WOOD OR GAS PACKAGE:

	Half Pallet Wall Stone	Round Insert	Smoke-less Metal Insert	Smoke-less Stainless Steel Insert	Belvedere Coping
WOOD					
Wood Standard					
SMOKE-LESS					
Smoke-Less 1					
Smoke-Less 2					

	Half Pallet Wall Stone	Lava Rocks ² (min qty)	Match Throw Burner Kit	TPSI Burner Spark Ignition Kit	TFS Burner w/ remote	Belvedere Coping
GAS						
*Deluxe Match Throw ¹						
*Deluxe Spark TPSI ¹						
Deluxe Remote TFS ^{**}						

Vent kit included with all ignition systems. Control panel included. **Brass options available.**
¹Includes NG to LP Piece
²Lava Rock supplied is minimum quantity needed. Must add additional or glass for finish.
****Must be ordered with natural gas or liquid propane**

Verona Fire Pit



Westchester Blend

Complement your patio with the sleek look of the Verona Fire Pit. Add warmth to your backyard in any season! An easy fire pit to install, the Verona Fire Pit will fit in with any backyard or patio design.

	LENGTH	WIDTH	HEIGHT	LBS/PALLET
A WITHOUT COPING	43½"	43½"	16"	1,312
B WITH COPING	48"	48"	18"	1,600



CHESAPEAKE BLEND*



GRANITE CITY BLEND



GRAPHITE PEARL BLEND*



OCEANIC BLUE*



SOUTH BAY BLEND



TRAVERTINA*



WESTCHESTER BLEND

Also available in the following:
(color swatches on pg. 148-149)

- Adobe Blend
- Bluestone*
- Charcoal
- Crab Orchard Blend
- Golden Brown Blend
- Oyster Blend



CHOOSE YOUR WOOD OR GAS PACKAGE:

	WOOD	Half Pallet Wall Stone	Square Insert	Smoke-less Metal Insert	Smoke-less Stainless Steel Insert	Coping
Wood Standard 1	✓	✓	✓			
Wood Standard 2	✓	✓	✓			✓
SMOKE-LESS						
Smoke-Less 1	✓			✓		
Smoke-Less 2	✓			✓		✓
Smoke-Less 3	✓				✓	
Smoke-Less 4	✓				✓	✓

COPING OPTIONS:



BLUESTONE



BROWN



GIRONDE*

	GAS	Half Pallet Wall Stone	Coping	Lava Rocks ² (min qty)	Match Throw Burner Kit	TPSI Burner Spark Ignition Kit	TFS Burner w/ remote
*Deluxe Match Throw ¹	✓	✓	✓	✓	✓		
*Deluxe Spark TPSI ¹	✓	✓	✓	✓		✓	
Deluxe Remote TFS**	✓	✓	✓	✓			✓

Vent kit included with all ignition systems. Control panel included. **Brass options available.**

¹ Includes NG to LP Piece
² Lava Rock supplied is minimum quantity needed. Must add additional or glass for finish

****Must be ordered with natural gas or liquid propane**

Ovation Fire Pit



Ny Bluestone Ledge Stone

Every season is the season for the Ovation. Easily installed, the Ovation can create warmth and ambiance at your home tonight! Choosing your package is easy. Start by selecting your burn type (Wood, Smoke-Less or Gas), then select from our various options.

	BASE	TOP	HEIGHT	LBS/PALLET
A	WITHOUT TOP	40" DIAMETER	18"	345
B	WITH TOP	44" DIAMETER	19½"	



*Barn Wood texture available in Rustic Brown (color shown in texture swatch) and Weathered Wood colors. Stone textures available in Biscotti Tan, Mountain Slate and NY Bluestone colors.

CHOOSE YOUR TEXTURE:



BARN WOOD* LEDGE STONE STACKED STONE

CHOOSE YOUR COLOR:



BISCOTTI TAN MOUNTAIN SLATE NY BLUESTONE WEATHERED WOOD

CHOOSE YOUR TOP:



BLUESTONE BROWN

CHOOSE YOUR WOOD OR GAS PACKAGE:

	2 Panels and Connectors	Stone-Face Top	Round Insert	Smoke-less Metal Insert	Smoke-less Stainless Steel Insert
WOOD					
Wood Standard					
SMOKE-LESS					
Smoke-Less 1					
Smoke-Less 2					

	2 Panels and Connectors	Stone-Face Top	Lava Rocks ² (min qty)	Match Throw Burner Kit	TPSI Burner Spark Ignition Kit	TFS Burner Kit w/ remote
GAS						
*Deluxe Match Throw ¹						
*Deluxe Spark TPSI ¹						
Deluxe Remote TFS ^{**}						

Vent kit included with all ignition systems. Control panel included. **Brass options available.**
 *Control panel included
¹Includes NG to LP Piece
²Lava Rock supplied is minimum quantity needed. Must add additional or glass for finish
****Must be ordered with natural gas or liquid propane**

VERTICAL PANEL TECHNOLOGY

Vertical Panel Technology is the smart alternative to block and stone masonry. Reinforced concrete panels and an easy installation process makes constructing outdoor living spaces quick and affordable. This technology enables you to choose the texture, profile and color palette to fit the natural landscape of any backyard or outdoor setting. Reduce material waste and environmental impact, while delivering the highest quality vertical masonry structures.

Encore Fire Pit

*Biscotti Tan
Ledge Stone*



Celebrate every season year after year with the Encore Fire Pit! Anywhere you install it, the Encore will quickly become the favorite place for your family and friends to gather. Choosing your package is easy. Start by selecting your burn type (Wood, Smoke-less or Gas), then select from our various options.

	BASE	TOP	HEIGHT	LBS/PALLET
A WITHOUT TOP			18"	400
B WITH TOP	40" x 40"	44" x 44"	19½"	



B *Barn Wood texture available in Rustic Brown (color shown in texture swatch) and Weathered Wood colors. Stone textures available in Biscotti Tan, Mountain Slate and NY Bluestone colors.

CHOOSE YOUR TEXTURE:



BARN WOOD*



LEDGE STONE



STACKED STONE

CHOOSE YOUR COLOR:



BISCOTTI TAN



MOUNTAIN SLATE



NY BLUESTONE



WEATHERED WOOD

CHOOSE YOUR TOP:



BLUESTONE



BROWN

CHOOSE YOUR WOOD OR GAS PACKAGE:

	4 Panels and Connectors	Stone-Face Top	Square Insert	Smoke-less Metal Insert	Smoke-less Stainless Steel Insert
WOOD					
Wood Standard					
SMOKE-LESS					
Smoke-Less 1					
Smoke-Less 2					

	4 Panels and Connectors	Stone-Face Top	Lava Rocks ² (min qty)	Match Throw Burner Kit	TPSI Burner Spark Ignition Kit	TFS Burner Kit w/ remote
GAS						
*Deluxe Match Throw ¹						
*Deluxe Spark TPSI ¹						
Deluxe Remote TFS**						

Vent kit included with all ignition systems. Control panel included. **Brass options available.**

*Control panel included

¹Includes NG to LP Piece

²Lava Rock supplied is minimum quantity needed. Must add additional or glass for finish

**Must be ordered with natural gas or liquid propane

VERTICAL PANEL TECHNOLOGY

Vertical Panel Technology is the smart alternative to block and stone masonry. Reinforced concrete panels and an easy installation process makes constructing outdoor living spaces quick and affordable. This technology enables you to choose the texture, profile and color palette to fit the natural landscape of any backyard or outdoor setting. Reduce material waste and environmental impact, while delivering the highest quality vertical masonry structures.

South Bay Blend



SG Grande Fire Pit

LENGTH	WIDTH	HEIGHT	TOP HEIGHT	LBS/PALLET
62¼"	40"	24"	1¼"	3,500



INCLUDES:

- 30 SF Stonegate® Wall
- 44" x 66" Granite Top
- 1 NPS 14" x 20" Access Door w/ Vents
- 1 Paver Vent 6LNTS
- 1 TPSI-LPK #35
- 1 Paver CP-TPSI
- 1 LOF-3612HTPSI-N (12" x 36" linear burner)
- Lava Rocks

GRANITE TOP



Caledonia



CHESAPEAKE BLEND*



GRANITE CITY BLEND



GRAPHITE PEARL BLEND*



OCEANIC BLUE*



SOUTH BAY BLEND



TRAVERTINA*



WESTCHESTER BLEND

Also available in the following:
(color swatches on pg. 148-149)

- Adobe Blend
- Bluestone*
- Charcoal
- Crab Orchard Blend
- Golden Brown Blend
- Oyster Blend



Bluestone



SG Linear Fire Pit

LENGTH	WIDTH	HEIGHT	TOP HEIGHT	LBS/PALLET
52¼"	30"	18"	1¼"	3,200



INCLUDES:

- 30 SF Stonegate® Wall
- 34" x 56" Granite Top
- 1 Paver Vent 6LNTS
- 1 TPSI-LPK #35
- 1 Paver CP-TMSI/TPSI
- 1 LOF-30HTPSI-N (10" x 30" linear burner)
- Lava Rocks

GRANITE TOP



Caledonia

VERTICAL PANEL TECHNOLOGY

Biscotti Tan
Brickface



Triumph Fire Pit

LENGTH	WIDTH	HEIGHT	TOP HEIGHT	LBS/PALLET
62½"	40"	24"	1¼"	750



INCLUDES:

- 4 GFRC Wall Panels
- 4 GFRC Corner Pieces
- 44" x 66" Granite Top
- 1 NPS 14" x 20" Access Door w/ Vents
- 1 Paver Vent 4LNTS
- 1 TPSI-LPK #35
- 1 FG-32LPHRK Propane Regulator & Hose
- 1 LOF-36HTPSI-N (12" x 36" linear burner)
- Lava Rocks

GRANITE TOP



Caledonia

CHOOSE YOUR TEXTURE:



BRICKFACE



STACKED STONE

CHOOSE YOUR COLOR:



BISCOTTI TAN



HARBOR GRAY*



NY BLUESTONE*

*Harbor Gray not available in Stacked Stone. NY Bluestone not available in Brickface.

LIDS | ROUND AND SQUARE

MODEL	DIMENSIONS	DESIGNED TO FIT
Round LID-19R2*	22¾" Diameter x ⅝" H - lid height 2" with handle	Ovation Gas
Round LID-29R2*	32½" Diameter x ⅝" H - lid height 2" with handle	Ovation Gas or Serafina Gas
Square LID-20S	22¼" W x ⅝" H - lid height 2" with handle	Encore Gas
Square LID 26S	28¼" Diameter x ⅝" H - lid height 2" with handle	Verona & Encore Wood or Gas
LID-LUME29R	27" Diameter x 1¼" H - lid height with handle	Serafina Wood
LID-LUME34R	32" Diameter x 1¼" H - lid height with handle	Belvedere Wood

SPARK SCREENS

MODEL	DIMENSIONS	DESIGNED TO FIT
Square 770 Black	30" Screen (30" x 12")	Verona & Encore
Round 775 Black	30" Screen (30" x 15")	Serafina & Ovation
Round 775 Stainless Steel	30" Screen (30" x 15")	Serafina & Ovation
Round 781 Black	39" Screen (39" x 18")	Belvedere
Round 24SS	24" Screen Stainless Steel	N/A



Nicolock is a master Firegear distributor. Please visit Firegearoutdoors.com for a complete selection of products.



MEDIA



GAS PIPES



WARRANTY



MANUALS

GLASS

REFLECTIVE	Mirror finish broken reflective. Approx. 1/2" to 3/4" in size	10lb jug
BROKEN	Large broken. Approx. 1/2" to 3/4" in size	10lb jug

LARGE REFLECTIVE GLASS COLORS



BRONZE



COBALT



COPPER



EBONY



SILVER

BROKEN GLASS COLORS



CARIBBEAN



COLA



CRYSTAL



PEPPER



SEABREEZE

MATCH THROW



AVAILABLE IN ROUND AND SQUARE

TPSI SPARK IGNITION



AVAILABLE IN ROUND AND SQUARE

TFS W/ REMOTE



AVAILABLE IN ROUND AND SQUARE

BRASS AWS & MT



H-BURNER



T-BURNER



LAVA ROCK



Mined from the earth, these dark rocks contrast beautifully against a bright flame. Each rock is approximately 1" to 2" in diameter. 10lb bag / 50lb bag

LAVA STONE



Made from tumbled lava rock, these stones lend a casual elegance. Each stone is approximately 1" to 2" in diameter 40lb bag

SPIT FIRE



SEDONA



IRONWOOD STEEL





Sanctuary Series

Sanctuary 1



FEATURES

- Ignition Systems: AWS or TPSI
- Dimensions: 56" W x 16" H x 38" D
- Outdoor GFRC Fire Table (430 lbs. - Table Only)
- Choose between Natural Gas (NG) and Propane (LP)
- Natural Gas: 65,000 Btu's
- Includes weather cover

AVAILABLE IN:



ARCTIC

AWS IGNITION




Sanctuary 2



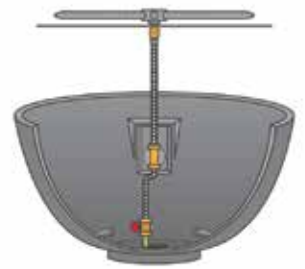
FEATURES

- Ignition Systems: MT, TPSI or AWS
- Dimensions: 39" Diameter x 18" H
- Outdoor GFRC Fire Bowl (222 lbs. - Bowl Only)
- AWS & MT ship as Natural Gas (NG) or Propane (LP)
- TPSI ships as Natural Gas (NG)
- Liquid Propane (LP) conversion kits sold separately
- Natural Gas: 65,000 Btu's (MT units: 75,000 Btu's)
- Includes weather cover



CHOCOLATE

MT IGNITION




Sanctuary 3



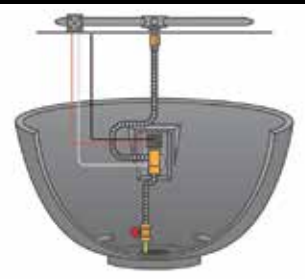
FEATURES

- Ignition Systems: MT, TPSI or AWS
- Dimensions: 30" Diameter x 14 1/4" H
- Outdoor GFRC Fire Bowl (112 lbs. - Bowl Only)
- AWS & MT ship as Natural Gas (NG) or Propane (LP)
- TPSI ships as Natural Gas (NG)
- Liquid Propane (LP) conversion kits sold separately
- Natural Gas: 65,000 Btu's (MT units: 75,000 Btu's)
- Includes weather cover



RAVEN

TPSI IGNITION



SLATE

Cowboy Cauldron

NEW!



ALSO AVAILABLE:

The Wrangler



36 IN. DIAMETER / 130 LB. BASIN

The Ranch Boss



42 IN. DIAMETER / 220 LB. BASIN

Say “Howdy!” to the Cowboy Cauldron –the world’s finest fire pit and grill.™ And possibly the coolest thing you ever did see. Channel your inner wrangler and treat your family and friends to endless entertainment and moments of meaningful interaction with one of these beautiful, versatile, and durable cauldrons. Each Cowboy Cauldron is painstakingly built by hand from solid plate steel and functions as a combination of fire pit, grill, and cooking vessel. It’s built to outlive you and last for generations to come. Whatever your lifestyle, there is a cauldron that fits it. You can take it to campgrounds, beaches, lakeshores, ski hills, tailgate parties, in the RV, and to other places where adventure awaits. Or settle it into your backyard and let the fun begin as your favorite people gather ‘round it. Be forewarned...you’re gonna need more chairs! Happy trails...



24 IN. DIAMETER / 35 LB. BASIN

The Dude®

This smaller cauldron is huge on adventure. It is lightweight, convenient, mobile, and affordable with segmented legs for easier transport. Its 24", 35 lb. basin brings the heat and draws the crowds wherever it goes – camping, tailgate parties, ski hills, the beach, or on your patio. Scaled to fit almost any lifestyle. You'll wonder how you ever lived without it.

FEATURES:

Solid Steel Construction
Segmented, 2-Piece Legs
Use as Fire Pit, Grill, or Cooking Vessel

INCLUDED:

Cauldron Basin
Tripod Frame
Suspension Chain
Charcoal Grate
Cooking Grill
Rain Cover



30 IN. DIAMETER / 75 LB. BASIN

The Urban Cowboy

The most versatile cauldron. Its 30" basin provides your crew with plenty of warmth to extend your outdoor life by weeks in the fall and spring. More than a cozy heat source, this cauldron really shines as a grill and cook pot--adding a western flair, a haunting vibe, or a touch of sophistication to any gathering at home or on the road. Though slightly larger, one person can still easily transport it, so you don't have to leave home without it.

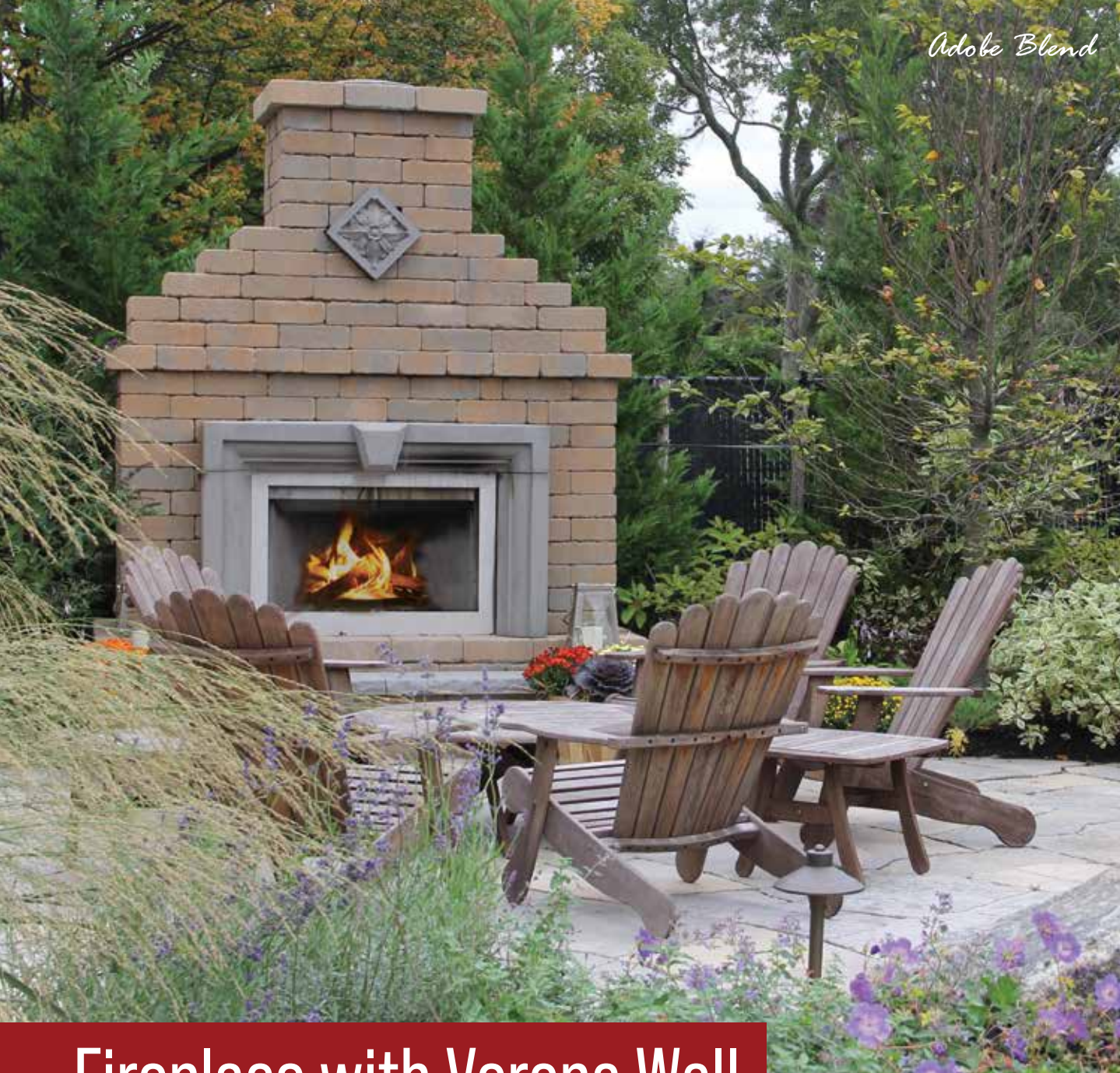
FEATURES:

Solid Steel Construction
Perfectly Proportioned
Multipurpose Fire Pit, Grill, Cooking Vessel

INCLUDED:

Cauldron Basin
Tripod Frame
Suspension Chain
Charcoal Grate
Cooking Grill
Rain Cover

Adobe Blend



Gather 'round the fire day or night! Complement your patio with the sleek look of the Fireplace with Verona Wall. Add warmth to your backyard in any season! Contains everything you need to construct this stunning fireplace.



CHESAPEAKE BLEND*



GRANITE CITY BLEND



GRAPHITE PEARL BLEND*



OCEANIC BLUE*



SOUTH BAY BLEND



TRAVERTINA*



WESTCHESTER BLEND

Also available in the following:
(color swatches on pg. 148-149)

- Adobe Blend
- Bluestone*
- Charcoal
- Crab Orchard Blend
- Golden Brown Blend
- Oyster Blend

Fireplace with Verona Wall

	LENGTH	WIDTH	HEIGHT	LBS/PALLET
A	91"	56"	97"	16,828



INCLUDES:

- 6 Pallets of Verona Wall
- Cast Concrete Fireplace opening surround
- Wood burning fireplace inset with single piece, brushed stainless face, stainless mesh screens with hidden pockets
- Round top cap with mesh screen
- Realistic textured brick liner in natural white, EZ access damper & gas log ready feature
- 4 concrete lintels
- Double wall flue pipe
- Pre-cast concrete medallion

ACCENT OPTIONS:




BLUESTONE



BROWN



GIRONDE*



Granite City Blend

A smaller version of the Fireplace with Verona Wall but just as awesome! Enjoy the warmth all year round. Extend your outdoor living season with a toasty fire anytime!



CHESAPEAKE BLEND*



GRANITE CITY BLEND



GRAPHITE PEARL BLEND*



OCEANIC BLUE*



SOUTH BAY BLEND



TRAVERTINA*



WESTCHESTER BLEND

Also available in the following:
(color swatches on pg. 148-149)

- Adobe Blend
- Bluestone*
- Charcoal
- Crab Orchard Blend
- Golden Brown Blend
- Oyster Blend

Mini Fireplace with Verona Wall

- INCLUDES:**
- 2 Pallets of Verona Wall
 - 4' Rockface step tread
 - 4" Rockface accent piece
 - Top piece with 8" cut out for smoke
 - Lentil with keystone
 - Firebrick recommended
 - Does not come with flue pipe (must be supplied by others if need)



	LENGTH	WIDTH	HEIGHT	LBS/PALLET
A	48"	40"	82½"	5,860



ACCENT OPTIONS:




BLUESTONE



BROWN



GIRONDE*



A compact version of the Fireplace with Verona Wall with all of the fire power! Enjoy all year long!



CHESAPEAKE BLEND*



GRANITE CITY BLEND



GRAPHITE PEARL BLEND*



OCEANIC BLUE*



SOUTH BAY BLEND



TRAVERTINA*



WESTCHESTER BLEND

Also available in the following:
(color swatches on pg. 148-149)

- Adobe Blend
- Bluestone*
- Charcoal
- Crab Orchard Blend
- Golden Brown Blend
- Oyster Blend

Adobe Blend

Jr Fireplace with Verona Wall

INCLUDES:

- 2 Pallets of Verona Wall
- Wet Cast 52" x 44"
- Wet Cast 36" x 36"
- Wet Cast 32" x 32"
- Insert, Flue Pipe & Vent Cap
- 6" x 48" x 16 1/2" Rockface Step

OPTIONAL WOOD BOX AVAILABLE



	LENGTH	WIDTH	HEIGHT	LBS / PALLET
A FOOTPRINT W/O STEP	47"	40"	70"	6,003
STEP	48"	16 1/2"	6"	

A



ACCENT OPTIONS:



BLUESTONE



BROWN



GIRONDE*

*Ny Bluestone
Ledge Stone*



Kalea Bay Fireplace

Perfect for entertaining or when you desire a place to retreat, relax and reconnect. Available in single-sided and see-through configurations.

SINGLE SIDED KALEA BAY INCLUDES:

- 1- 42" high x 84" wide with cut out
- 1- 42" high x 84" wide panel (no cut out)
- 2- 42" high x 17" wide side panel
- 4- 42" high structural corner units, smooth
- 1- Cast Stone top (24½" x 91½")
- 1- 48" Kalea Bay Fireplace insert with black crushed glass

Non LED

DOUBLED SIDED KALEA BAY INCLUDES:

- 2- 42" high x 84" wide with cut-out
- 2- 42" high x 17" wide side panel
- 4- 42" high structural corner units, smooth
- 1- counter top (24½" x 91½")
- 1- 48" Kalea Bay Fireplace insert with black crushed glass

Non LED

*Must order burner see thru conversion part #78010 separately

**Remote available, must order part #RCAF-3TX separately

	LENGTH	WIDTH	HEIGHT	LBS/PALLET
A WITHOUT TOP	87"	19½"	42"	750
B WITH TOP	91½"	24½"	43½"	



*Please order gas specific LP/NG

VERTICAL PANEL TECHNOLOGY

CHOOSE YOUR COLOR:



BISCOTTI TAN



MOUNTAIN SLATE



NY BLUESTONE

CHOOSE YOUR TOP:



BLUESTONE



BROWN

*Only offered in Ledge Stone texture

dine **OUTDOORS**

Patios and poolscapes really pop with the crowning touch of one of Nicolock's spectacular dining options. Give yourself the gift of year-round expanded living space and endless memory-making moments. No matter what size your outdoor space is, Nicolock has a package that will take it to the next level.



Choose from our pre-designed packages or customize your dream outdoor culinary space.

Graphite Pearl Blend



Cook up a feast on the Grill Island Deluxe with Verona Wall! A granite countertop and pro grill make this the perfect addition to your backyard patio.



CHESAPEAKE BLEND*



GRANITE CITY BLEND



GRAPHITE PEARL BLEND*



OCEANIC BLUE*



SOUTH BAY BLEND



TRAVERTINA*



WESTCHESTER BLEND

Also available in the following:
(color swatches on pg. 148-149)

- Adobe Blend
- Bluestone*
- Charcoal
- Crab Orchard Blend
- Golden Brown Blend
- Oyster Blend

Grill Island Deluxe with Verona Wall

	LENGTH	WIDTH	HEIGHT	LBS/PALLET
A WITHOUT TOP	79"	32"	36"	6,500
B WITH TOP	82"	36"	37¼"	



INCLUDES:

- 2 Pallets of Verona Wall
- 32" Sizzler Pro Grill • cutout dimensions: 30½" (W) x 8½" (H) x 20¾" (D)
- Double-lined roll top hood
- 740 sq in. Stainless steel cooking grates, warming rack, drip pan
- Illuminated control knobs
- 14" x 20" Single Access Door • cutout dimensions: 14¼" (W) x 19¼" (H) x n/a (D)
- Granite counter top included, covers 12 sq. ft of area
- Concrete Lintels

*Please order gas specific LP/NG

COUNTERTOP IS 1¼" IN HEIGHT
KIT ALSO AVAILABLE WITHOUT
GRANITE TOP

GRANITE TOP



Caledonia



Golden Brown Blend

“L” Shaped Kitchen with Verona Wall

Nothing beats firing up that steak year-round with your “L” Shaped Kitchen with Verona Wall! These hard-wearing units include a stainless steel grill, stainless steel refrigerator, six-piece granite countertops and lintel. Customize for maximum enjoyment with the many accessories offered!



*Please order gas specific LP/NG

COUNTERTOP IS 1 1/4" IN HEIGHT
KIT ALSO AVAILABLE WITHOUT
GRANITE TOP

INCLUDES:

- 4 Pallets of Verona Wall
- 6 Piece Granite Tops
- 14" x 20" Single Access Door • cutout dimensions: 14 1/4" (W) x 19 1/4" (H) x n/a (D)
- 30" Double Access Door • cutout dimensions: 30 1/4" (W) x 19 1/4" (H) x n/a (D)
- 38" Stainless Steel TRL Grill
- 21" Standard Refrigerator • cutout dimensions: 20 1/2" (W) x 33" (H) x 24" (D)
- 15" Sink • cutout dimensions: 14 3/8" (W) x n/a (H) x 14 3/8" (D)
- Refrigerator Trim Kit • cutout dimensions: 20 3/4" (W) x 33 1/8" (H)
- Concrete Lintels

	LENGTH INSIDE	LENGTH OUTSIDE	WIDTH	HEIGHT	LBS/PALLET
A GRILL SIDE	96"	128"	32"	36"	12,000
B REFRIGERATOR SIDE	87"	119"	32"	40"	



GRANITE TOP



Caledonia

Also available in the following:
(color swatches on pg. 148-149)

- Adobe Blend
- Bluestone*
- Charcoal
- Crab Orchard Blend
- Golden Brown Blend
- Oyster Blend



CHESAPEAKE BLEND*



GRANITE CITY BLEND



GRAPHITE PEARL BLEND*



OCEANIC BLUE*



SOUTH BAY BLEND



TRAVERTINA*



WESTCHESTER BLEND



South Bay Blend

Wood Fired Oven with Verona Wall

Dazzle everyone with an outdoor pizza oven! Cook up delicious pizza and a whole lot more! Leave the kitchen and cook outdoors!

Also available in the following:
(color swatches on pg. 148-149)

- Adobe Blend
- Bluestone*
- Charcoal
- Crab Orchard Blend
- Golden Brown Blend
- Oyster Blend



INSIDE OVEN	29½" x 32½"
OUTSIDE OVEN	33½" x 38¼"
TOP	49" x 49"
BASE	44" x 44"
OVERALL HEIGHT WITHOUT TOP	99"
OVERALL HEIGHT WITH TOP	103"
LBS/PALLET	7,500

ACCESSORIES INCLUDED:



Pizza Peel

Cleaning Brush



All-Weather Cover

INCLUDES:

- 2 Pallets of Verona Wall
- 1- 30" Combo (2 drawer/1 door) enclosure cutout dimensions: 30¼"(W) x 19¼" (H) x 20 ¾" (D)
- 3 - 4" Wetcast Tops
- Pizza Peel
- Cleaning Brush
- All-Weather Cover
- Cast Stone top
- Imperial Wood Fired Oven
- Concrete Lintel



IMPERIAL
Oven Only Option Available

304 stainless steel
Black top
Refractory brick floor
Removable door with wood handles
Thermostat
Opening: 17½"
Fits a 16" Pizza



DUKE
Oven Only Option

304 stainless steel
Black top
Refractory brick floor
Removable door with wood handles
Outside oven: 21" x 30¾"
Inside oven: 18" x 27¼"
Opening: 15"
Fits a 12" personal pizza

OPTIONAL WOOD BOX AVAILABLE



TOP OPTIONS:



BLUESTONE

BROWN

GIRONDE*



CHESAPEAKE BLEND*



GRANITE CITY BLEND



GRAPHITE PEARL BLEND*



OCEANIC BLUE*



SOUTH BAY BLEND



TRAVERTINA*



WESTCHESTER BLEND



*Ny. Bluestone
Ledge Stone*

Nantucket Kitchen Island

CHOOSE YOUR TEXTURE:



BARN WOOD*



LEDGE STONE



STACKED STONE

CHOOSE YOUR COLOR:



BISCOTTI TAN



MOUNTAIN SLATE



NY BLUESTONE



WEATHERED WOOD

*Barn Wood texture available in Rustic Brown (color shown in texture swatch) and Weathered Wood colors. Stone textures available in Biscotti Tan, Mountain Slate and NY Bluestone colors.

CHOOSE YOUR TOP:



BLUESTONE



BROWN

We are changing the way outdoor kitchens are built. Engineered stone panels make it possible to have the outdoor kitchen of your dreams in one day. This system gives you the flexibility of using our grill and door combinations or you can customize with other accessories. You can choose the design, colors and stone profile of your outdoor kitchen to perfectly fit the rest of your landscape and your home.

WITHOUT TOP	35" x 84" x 41"
WITH TOP	36½" x 86" Horizontal
LBS/PALLET	1,000



PACKAGE A INCLUDES:

- 1 Back panel
- 1 Front panel
- 4 Corners
- 2 End panels (sides)
- Top
- Drop cloth/sheet protector
- 32" Sizzler Pro Grill • cutout dimensions: 30⅝" (W) x 8½" (H) x 20¾" (D)
- 30" Double Access Door • cutout dimensions: 30¼" (W) x 19¼" (H) x n/a (D)
- 1 Strap
- 2 Tubes of adhesive



**Package A comes with cut outs

PACKAGE B INCLUDES:

- 2 Horizontal panels
- 4 Corners
- 2 End panels (sides)
- Top
- Drop cloth/sheet protector
- 1 Strap
- 2 Tubes of adhesive



**All cut outs for Package B will have to be done on site and can accommodate a variety of grills and accessories

VERTICAL PANEL TECHNOLOGY

*Please order gas specific LP/NG





Outdoor Dining Packages

Great cooking performance, innovative features and purposeful design allow you to enjoy more time outdoors. Each stainless steel package option provides everything you need to cook like a pro: grill, burner, refrigeration and storage. Build your kitchen using any Nicolock wall or create a kitchen using the natural stone of your choice.



ALTURI KITCHEN PACKAGE INCLUDES:





APPLIANCE ONLY PACKAGE
DOES NOT INCLUDE WALL STONE,
VENEERS OR COUNTERTOPS

36" Alturi Grill	24" Deluxe Refrigerator	33" 3-Drawer Single Door Access	Alturi Double Side Burner
			
Cutout Dimensions: 34¾"(W) x 10¾"(H) x 21¾"(D)	Cutout Dimensions: 25"(W) x 34½"(H) x 24"(D)	Cutout Dimensions: 30¾"(W) x 19½"(H) x 20½"(D)	Cutout Dimensions: 13¼"(W) x 10¼"(H) x 23¼"(D)



TRL KITCHEN PACKAGE INCLUDES:





APPLIANCE ONLY PACKAGE
DOES NOT INCLUDE WALL STONE,
VENEERS OR COUNTERTOPS

32" TRL Grill	24" Standard Refrigerator	33" 2-Drawer Single Door Access	TRL Double Side Burner
			
Cutout Dimensions: 38½"(W) x 10¼"(H) x 20¾"(D)	Cutout Dimensions: 25"(W) x 34½"(H) x 24"(D)	Cutout Dimensions: 30¾"(W) x 19¾"(H) x 20½"(D)	Cutout Dimensions: 11¾"(W) x 9"(H) x 19"(D)



SIZZLER PRO KITCHEN PACKAGE INCLUDES:

APPLIANCE ONLY PACKAGE
DOES NOT INCLUDE WALL STONE,
VENEERS OR COUNTERTOPS

32" Sizzler Pro Grill	21" Standard Refrigerator	33" Double Door	Sizzler Pro Double Side Burner
			
Cutout Dimensions: 30¾"(W) x 8½"(H) x 20¾"(D)	Cutout Dimensions: 20½"(W) x 33¼"(H) x 20"(D)	Cutout Dimensions: 30¼"(W) x 19½"(H) x 20¾"(D)	Cutout Dimensions: 10¾"(W) x 8"(H) x 20¾"(D)

*Please order gas specific LP/NG for all Kitchen Packages

NEW!

Create your customized outdoor dining area the way you envision it. Use our Segmental Kitchen Systems to create grill islands, kitchens, bar spaces and much more. Possibilities are endless when you choose from a variety of cabinet options and stainless appliances.



Segmental Kitchen Systems

The Sierra



INCLUDES:

- 3 Drawer Cabinet
- Cold Storage Cabinet
- 48" Grill Cabinet

- (2) End Panel Cabinets
- Trash Drawer / LP Cabinet

The Lexington



INCLUDES:

- 3 Drawer Cabinet
- Cold Storage Cabinet
- 48" Grill Cabinet
- (2) End Panel Cabinet

- 6" Filler Cabinet
- 12" Filler Cabinet
- Trash Drawer / LP Cabinet
- Universal Corner Cabinet

The Ultimate



INCLUDES:

- 3 Drawer Cabinet
- Cold Storage Cabinet
- 48" Grill Cabinet
- 48" Door / Drawer Cabinet
- (2) End Panel Cabinets


- 6" Filler Cabinet
- 12" Filler Cabinet
- Trash Drawer / LP Cabinet
- (2) Universal Corner Cabinets

Use one of our 3 combinations above, or choose multiple pieces below, to create your custom look:

- 3 Drawer Cabinet
- Cold Storage Cabinet
- 48" Grill Cabinet
- 54" Grill Cabinet
- 48" Door / Drawer Cabinet

- End Panel Cabinet
- 6" Filler Cabinet
- 12" Filler Cabinet
- Side Burner Cabinet
- Power Burner Cabinet

- Sink Cabinet
- Trash Drawer / LP Cabinet
- Universal Corner Cabinet



Dimplex Outdoor Heaters

Dimplex DLW Series Outdoor/Indoor Radiant Heater, White
DLW3200W24



- Effective radiant heat that warms like the sun, heating people and objects with zero glare
- Silent, maintenance free operation
- IP 55 rated, weather-proof construction allows year-round enjoyment
- Designed for permanent hardwired installations on a dedicated 240V circuit

Dimplex DLW Series Outdoor/Indoor Radiant Heater, Black
DLW2400B24



- Effective radiant heat that warms like the sun, heating people and objects with zero glare
- Silent, maintenance free operation
- IP 55 rated, weather-proof construction allows year-round enjoyment
- Designed for permanent hardwired installations on a dedicated 240V circuit

Dimplex Outdoor Portable Infrared Propane Heater, 31,500 BTU
DGR32PLP



- Powerful, stylish and portable heat for outdoor areas
- Heat on demand - when and where you need it
- Durable stainless steel construction
- Advanced safety features including world class wind protection up to 9.9 Mph/16 km/hr.

*Must order both DGR32PLP-HEAD & DGR32PLP-STAND

Dimplex Outdoor Wall-mounted Natural Gas Infrared Heater, 31,500 BTU
DGR32WNG



- Powerful, stylish and space-saving heat for outdoor areas
- Heat on demand - when and where you need it
- Durable stainless steel construction
- Advanced safety features including world class wind protection up to 9.9 Mph/16 Kph

Dimplex Indoor/Outdoor Electric Infrared Heater, 240V 2000W
DSH20W



- IP65 rating for indoor and outdoor applications
- 1, 2 and 3 hour delay timer
- 8 hour auto shutoff safety mechanism
- 3 second maximum heat up time

Dimplex DIRP Outdoor/Indoor Infrared Heater, Plug-in Model, 120V, 1500W
DIRP15A10GR



- Nextrema® Schott glass ensures even heat distribution and minimizes light emissions
- Corrosion resistant anodized aluminum and 304 stainless steel makes this product suitable for all climates
- Three temperature settings - 600W (low), 1050W (med), 1500W (high) for maximum comfort
- Produces full heat in as little as 6 second maximum

Dimplex Outdoor/Indoor Electric Infrared Heater
DIRP15A10GR



- Nextrema® Schott glass ensures even heat distribution and minimizes light emissions
- non-porous surface and attractive design
- Instant Heat: Ruby halogen bulb provides full power in under 8 seconds
- Waterproof: IP65 rated for outdoor or indoor use
- Corrosion Resistant: Anodized aluminum casing provides long life and suitable for all climates

Dimplex Indoor/Outdoor Electric Infrared Heater, Permanent Location Floor Stand
DSHSTAND



- Ability to tilt heater(s) for optimal heat exposure
- Corrosion resistant anodized aluminum and 304 stainless steel makes this product suitable for all climates
- All hardware included
- Quick and easy installation

NEW!



EsSENze di Luce

Take your outdoor living space to the next level with stunning, multi-sized natural stone monoliths and LED lighting available with or without a high-fidelity sound diffusion system. From romantic moments to big bashes, EsSENze di Luce has you covered with a variety of natural stone lighting and rock speaker options that are maintenance-free and designed to withstand the most adverse weather conditions-- from ice to the desert sun. Perfect for gardens, poolscapes, and outdoor living use.

Menhir Di Luce



A series of natural stone outdoor lamps and garden lights with LED technology, available in four different styles—Soft, Sidelong, Cross, and Stonehenge. In daylight, they function as design elements but evoke emotional light in the evening.

FEATURES

- Choose from single, double, or triple illuminated sections
- Choose from horizontal or inclined patterns
- Available in 2 standard textures
- Minimalistic and natural design complements any architectural style
- Ice resistant
- Stainless Steel

Menhir Sound



This natural stone outdoor sound system integrating Hi-fi sound diffusion and LED lighting brings both sights and sounds to the yard. Fill your space with soft illumination and your favorite music—all effortlessly emanating from natural stone elements. Unparalleled resistance to splashes, spray, sand, and the most adverse weather conditions.

FEATURES

- Aisi 316L stainless steel audio system
- Easy connect; user-friendly; control music from your device
- Plays/streams the most popular music services
- Choose from 3 standard textures
- Ice resistant
- Wi-fi Audio Controller

Stake



Arrange an ambience with outdoor path lighting. Sleek pillars of natural stone offer architectural and design elements by day and transform into striking and luminous scenic features by evening. Perfect for illuminating footpaths, flower beds and outdoor living areas.

FEATURES

- Natural stone floor lamp for outdoors
- Choose single or double vertical LED (only 4mm thick)
- Ice resistant
- Multiple color and texture options
- Fits modern, contemporary, and Mediterranean styles
- Chemical Resistant
- Stainless Steel



Westchester Blend

Custom Verona Grill Island

SIZZLER



26" Sizzler Built-In Grill
SIZ26



32" Sizzler Built-In Grill
SIZ32



40" Sizzler Built-In Grill
SIZ40



Sizzler Double Side Burner
SIZB2

SIZZLER PRO



32" Sizzler Pro Built-In Grill
SIZPRO32



40" Sizzler Pro Built-In Grill
SIZPRO40



Sizzler Pro Double Side Burner
w/LED Illumination
SIZPROB2

TRL



32" TRL Built-In Grill
TRL32



38" TRL Built-In Grill
TRL38



44" TRLD Built-In Grill
TRLD44



TRL Power Burner
w/LED Illumination
TRLPB2



TRL Double Side Burner
w/LED Illumination
TRLSB2



TRL Sear Side Burner
TRLSS

ALTURI



30" Alturi Built-In Grill
ALT30T



36" Alturi Built-In Grill
ALT36T



42" Alturi Built-In Grill
ALT42T



Alturi Power Burner
w/LED Illumination
ALTPB2



Alturi Double Side Burner
w/LED Illumination
ALTSB2



Alturi Sear Side Burner
w/LED Illumination
ALTSS

ATLAS



36" Atlas Built-In Grill
ATS36



Atlas Double Side Burner
ATSSB2

ENCORE



36" Encore Built-In Grill
ENC36



54" Encore Built-In Grill
ENC54



Encore Power Burner
ENCPB2



36" Muscle Built-In Grill
MUS36



54" Muscle Built-In Grill
MUS54



Muscle Power Burner
MUSPB2

ESTATE



30" Estate Built-In Grill
EST30



36" Estate Built-In Grill
EST36



42" Estate Built-In Grill
EST42



Estate Double Side Burner
ESTSB2



Estate Power Burner
ESTPB2

SUMMERSET



AMERICAN * MADE * GRILLS



SUNFIRE



32" SunFire Built-In Grill
SF432



38" SunFire Built-In Grill
SF538



Single Side Burner
SFSB1



Double Side Burner
w/LED Illumination
SFPB2



Power Burner
SFPB



SUNFIRE GRILLS



BARS & SINKS



19" Undermount Sink
SSNK-19U



15" Drop-in Sink
SSNK-15D



30" Lighted Beverage & Prep Station
SBC-30L



32" Outdoor Rated Farmhouse Sink
SSNK-32FH



17" 1.7C Drop-in Cooler
SSIC-17



28" 2.7C Drop-in Cooler
SSIC-28

REFRIGERATION



15" 3.2C Outdoor Rated Fridge
with Glass Door
SSRFR-15G
ALSO AVAILABLE IN STAINLESS STEEL: SSRFR-15S



15" 3.2C Outdoor Rated Dual Zone
Wine Cooler
SSRFR-15WD
ALSO AVAILABLE IN SINGLE ZONE: SSRFR-15W



21" 4.2C Compact Refrigerator
SSRFR-21S
ALSO AVAILABLE IN DELUXE: SSRFR-21D



24" 5.3C Deluxe Outdoor Rated
Refrigerator
SSRFR-24D
ALSO AVAILABLE IN STANDARD: SSRFR-24S



24" 5.3C Deluxe Outdoor Rated
2-Drawer Refrigerator
SSRFR-24DR2



24" 6.6C Deluxe Outdoor Rated
Kegerator Single Tower
SSRFR-24DK1
ALSO AVAILABLE IN DOUBLE TOWER: SSRFR-24DK2



15" Ice Maker
SSIM-15

DOORS | DRAWERS | COMBOS



27" Horizontal Access Door
SSDH-27M



33" Double Access Door
SSDD-33M



20x27" Vertical Access Door
SSDV-20M



33" 3-Drawer & Access
Door Combo
SSDC3-33



30" 2-Drawer & Access
Door Combo
SSDC2-30



20" Vented Liquid Propane Tank
or Trash Drawer
SSDR1-20LP



33" 2-Drawer & Vented LP Tank
Pullout Drawer Combo
SSDC2-33LP



36" Warming Drawer
SSWD-36



36" 2-Drawer & Access
Door Combo
SSDC2-36



17" Vertical 2-Drawer & Paper
Towel Holder Combo
SSTDC-17M



17" Double Drawer
SSRD2-17M



17" Paper Towel Holder
SSTH-17



42" 2-Drawer & Access
Door Combo



32" Double Horizontal Drawer
SSRD2-32H



17" Single Drawer
SSDR1-17



17" Triple Drawer
SSDR3-17



33" 2-Drawer & Access Door Combo
SSDC2-33M



26" Utensil Drawer
SSDR1-26U



20" Trash Recycling 2-Bin
Pullout Drawer
SSTD2-20



45" Double Access Door
SSDD-45M



Pergolas

- Constructed of vinyl
- Easy maintenance
- Customizable
- Lifetime warranty
- Two stock sizes: 13'x16' or 15'x15'

CUSTOM SIZES AVAILABLE




Natural LedgeStone

Golden Honey

Panels are designed using a unique Z-joint design that becomes nearly invisible after installation. Panels interlock for a seamless fit. LedgeStone Corners are two pieces that seamlessly interlock to create a 90 degree corner.

STRAIGHTS

HEIGHT	WIDTH	THICKNESS	PCS/BOX	BOX/PALLET	LBS/PALLET
6"	24"	3/4"	6	25	1,200



CORNERS

HEIGHT	WIDTH	THICKNESS	RETURN	LF/BOX	LBS/PALLET
6"	16"	3/4"	8"	3	994



12 pieces makes 6 corners



GOLDEN HONEY



PEMBREY*



STERLING




English Pattern

Boston

Natural stone veneers that feature the bold look of natural stone. Variation in size and shape complement any project. Artisan colors help create a look that will leave a lasting impression.

STRAIGHTS

HEIGHT	WIDTH	THICKNESS	SF/PALLET	LBS/PALLET
4"-8"	8"-15"	1 1/4"	120	1,600



CORNERS

HEIGHT	WIDTH	THICKNESS	RETURN	LF/BOX	LBS/PALLET
4"-8"	4"-6"	1 1/4"	4"-6"	5	1,162



BAVARIAN



BOSTON*



PEARL



ADOBE BLEND



AUTUMN BLEND*



BROWN



CAPPUCCINO BLEND*



CHARCOAL



CHESAPEAKE BLEND*

The color illustrations in this catalog are as accurate as photography and printing processes allow. **Final selection of colors should be made from several physical samples.**




CRAB ORCHARD BLEND*



NEW!

DOVE GRAY

ONLY OFFERED IN HERITAGE SERIES & ALPINE CONTEMPORARY 16x24



FIRE ISLAND BLEND



GOLDEN BROWN BLEND



GRANITE CITY BLEND



GRAPHITE PEARL BLEND*



NEW!

HUDSON VALLEY BLEND



MARBLE BLEND*



OCEANIC 5*

ONLY OFFERED IN STONE RIDGE COLLECTION

The color illustrations in this catalog are as accurate as photography and printing processes allow. **Final selection of colors should be made from several physical samples.**



OCEANIC BLUE*



OYSTER BLEND*



PECONIC 6*
ONLY OFFERED IN STONE RIDGE COLLECTION



PENNSYLVANIA BLUE**



PEWTER



RAVEN*




RED



SAHARA

ONLY OFFERED IN HERITAGE SERIES & ALPINE CONTEMPORARY 16x24



SNOW

ONLY OFFERED IN HERITAGE SERIES & ALPINE CONTEMPORARY 16x24

The color illustrations in this catalog are as accurate as photography and printing processes allow. **Final selection of colors should be made from several physical samples.**



SOUTH BAY BLEND*



TRAVERTINA*



WESTCHESTER BLEND



Oceanic 5

*Premium Color
**Deluxe Color

The color illustrations in this catalog are as accurate as photography and printing processes allow. **Final selection of colors should be made from several physical samples.**

TEXTURED WALLS



Graphite Pearl Blend

*Premium Color

**Deluxe Color



ADOBE BLEND



BLUESTONE*



CAPPUCCINO BLEND*



CHARCOAL



CHESAPEAKE BLEND*



CRAB ORCHARD BLEND

The color illustrations in this catalog are as accurate as photography and printing processes allow. **Final selection of colors should be made from several physical samples.**



FIRE ISLAND BLEND



GOLDEN BROWN BLEND



GRANITE CITY BLEND



GRAPHITE PEARL BLEND*



HUDSON VALLEY BLEND



OYSTER BLEND



SOUTH BAY BLEND



TRAVERTINA*



WESTCHESTER BLEND

The color illustrations in this catalog are as accurate as photography and printing processes allow. **Final selection of colors should be made from several physical samples.**

SMOOTH WALLS



ADOBE BLEND



BLUESTONE*



CHARCOAL



CHESAPEAKE BLEND*



CRAB ORCHARD BLEND



GOLDEN BROWN BLEND

The color illustrations in this catalog are as accurate as photography and printing processes allow. **Final selection of colors should be made from several physical samples.**



GRANITE CITY BLEND



GRAPHITE PEARL BLEND*



OCEANIC BLUE*



OYSTER BLEND



SOUTH BAY BLEND



TRAVERTINA*



WESTCHESTER BLEND

*Premium Color
**Deluxe Color

The color illustrations in this catalog are as accurate as photography and printing processes allow. **Final selection of colors should be made from several physical samples.**

NICOSTONE



AUTUMN COTSWOLD



BLUESTONE



BROWN



GIRONDE*



LILAC



MARBLE BLEND*

The color illustrations in this catalog are as accurate as photography and printing processes allow. **Final selection of colors should be made from several physical samples.**



MOCHA



YORK BROWN



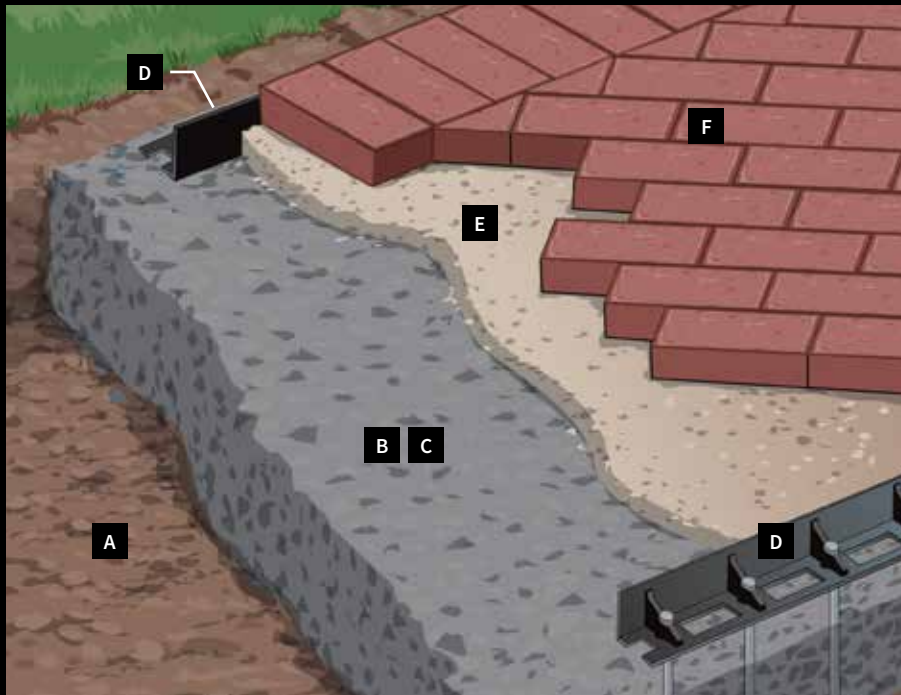
*Premium Color

The color illustrations in this catalog are as accurate as photography and printing processes allow. **Final selection of colors should be made from several physical samples.**

PAVING STONE INSTALLATION

MATERIALS NEEDED

- Gloves
- Tape Measure
- Stakes
- Shovel
- 3 lb. Hammer
- Levels
- Line Level
- Carpenters Square
- String Line
- Broom
- Wheelbarrow
- Pry Bar
- Wire Cutters
- Mason's Chisel
- Markers
- Screed Board
- Two 1" o.d. Screed Pipes
- Plate Compactor
- Paver Cutter
- Diamond Blade Table Saw



- A. Compacted Sub-Base
- B. 4" - 6" Compacted Aggregate
(for Pedestrian Traffic)
- C. 8" - 12" Compacted Aggregate
(for Vehicular Traffic)
- D. Edge Restraints
- E. 1" Bedding Sand
- F. Pavers

BEFORE YOU BEGIN

Your dealer can assist you in obtaining the necessary materials and equipment needed to complete your paving stone installation.

*Three color blends are not recommended for projects less than 500 sq.ft

Lay out your entire paver pattern prior to cutting any stones.

Find an area away from your installation to cut pavers. Concrete dust created by saw cutting pavers can stain the surface.

The use of an approved safety mask is recommended when cutting any concrete products.




1. PLAN

Determine the area to be paved. Measure for square footage and sketch a diagram of the shape & pattern of paving stone desired.



2. PREPARE / EXCAVATE

Before beginning excavation, make sure there are no utility lines within the area to be paved. Excavate area to the proper depth depending on the type of traffic.



3. GRADE

Establish the finish grade and slope or pitch of pavement to allow for drainage. Lay out the lines and corners with string line and stakes. Compact sub-base.



4. PREPARE / EXCAVATE

Spread aggregate base uniformly throughout the entire excavated area and 8 in. beyond perimeter lines. Base aggregate material should be processed 3/4" minus gravel or crushed concrete blend.



5 BASE COMPACTION

Compact the base aggregate evenly throughout the area with a mechanical plate compactor. Do not compact the base aggregate in more than 4" layers. The compacted base should conform to the contour of the finished paved area. The grade of the base aggregate should be 3" to 4" below the finished paving stone surface depending on the thickness of the paver.



6. EDGE RESTRAINTS

Install edge restraints as required. Pavers butting against curbs or

foundations will not need an edge restraint. Various types of edging materials can be used. Nicolock recommends a Snap Edge edge restraint system since it is easy to install and will not rot or decay.



7. BEDDING

Spread 1" of concrete sand evenly over the compacted base. Screed the bedding sand to a level, smooth surface using a screed board. For areas wider than the width of the screed board, use 1" conduit pipe as screed guides 4' apart. Screed sand, remove screed rails & fill in depressions with fresh sand. You should end up with a complete layer of smooth sand. Do not disturb sand bed after it has been screeded.



8. PAVER PLACEMENT

Begin placing paving stones on the screeded sand bed in the desired pattern. Hand place the paving stones with a hand tight joint. Work from the paving stone side of the installation as they are set. To achieve the best mixture of colors and blends, remove pavers from delivered bundles section by section, not layer by layer, and work from several bundles at a time. Cut pieces as needed to fill in the pattern.

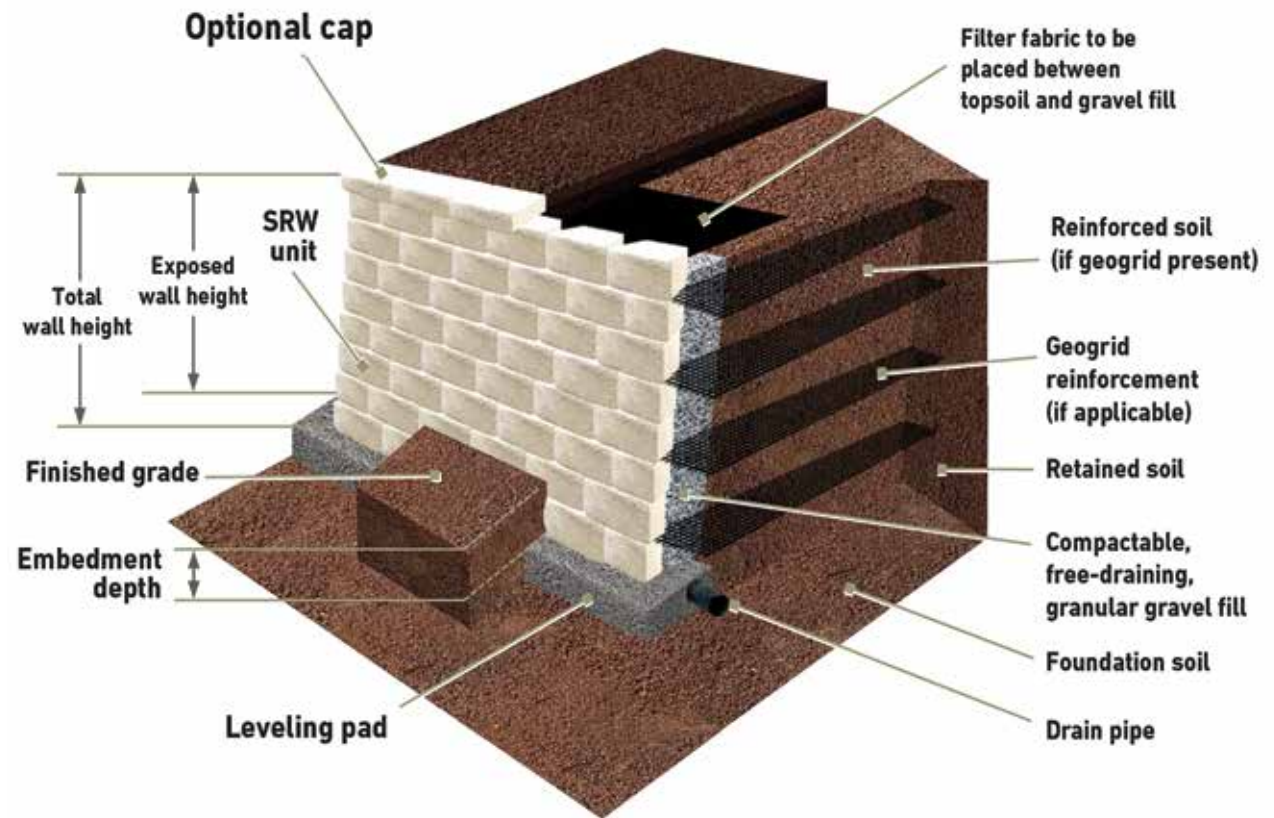
FINISHING

When complete, sweep surface clean. Spread a fine jointing sand over the entire surface and broom sweep to fill all joints. Leaving excess sand on the paving stone surface, tap the paving stones into the setting bed with the mechanical plate compactor with a rubber pad. Broom sweep more sand to fill any open joints. Finally, backfill over the top edge restraint and grade. Your installation is now complete and ready for use.

RETAINING WALL INSTALLATION

MATERIALS NEEDED

- Gloves
- Tape Measure
- Stakes
- Shovel
- 3 lb. Hammer
- Levels
- Line Level
- Carpenters Square
- String Line
- Broom
- Wheelbarrow
- Pry Bar
- Wire Cutters
- Mason's Chisel
- Markers
- Screed Board
- Two 1" o.d. Screed Pipes
- Plate Compactor
- Paver Cutter
- Diamond Blade Table Saw



NOTE: The following Installing procedures apply to all Nicolock retaining wall units constructed as a conventional gravity wall system.

PREPARING/EXCAVATING: Before beginning excavation, make sure there are no utility lines in the wall area. Excavate area to the proper depth. For geogrid-reinforced retaining walls or for more detailed information, consult your local distributor or contact Nicolock.

For most non-critical walls (and under favorable soil conditions) Nicolock wall units are constructed as a conventional gravity wall system. Walls up to 3 feet in height are attainable without the need for soil reinforcement (geogrid). Recommended installation procedures should be followed to ensure the life of your wall structure.

STAIN REMOVAL

The stain removal methods suggested here are merely a guide and may not work to your satisfaction in all instances. Nicolock is not responsible for any damage caused while using these methods. Nicolock recommends that you keep several pavers from your initial installation available to replace any pavers that become damaged or excessively stained or soiled.

ALGAE & FUNGAL GROWTHS

Apply a fungicide according to manufacturer recommendation.

BEVERAGE STAINS

Scrub the stain with hot soapy water. For stubborn stains apply a 1:10 diluted sodium hypochlorite solution (household bleach) use according to the manufacturer's recommendations.

CHEWING GUM

Chewing gum is best removed with a suitable aerosol freezing agent before scraping it off. Use according to the manufacturer's recommendations.

FRESH OIL STAINS

Soak the oil up with an absorbent cloth or paper towels. Do not wipe. Then cover the affected area with a 'dry' absorbent powder and leave for 24 hours. Repeat until the powder has absorbed all or as much of the oil as possible.

If a stain persists, apply a recommended cleaner according to the manufacturer's recommendations.

PAINT /WOOD-STAIN /VARNISH

Soak up the spillage with an absorbent cloth or paper towels. Do not wipe. The stained area should be immediately scrubbed with scouring powder and water.

The stained area should be immediately scrubbed with detergent and water. Paint removers or solvents should not be used on stains that are less than a week old, as this will increase penetration into the concrete. Scrape off as far as possible. Apply an appropriate proprietary paint remover, preferably one supplied as a thick gel. Follow the manufacturer's recommendations or contact the paint manufacturer.

WOOD PRESERVATIVES /CREOSOTE

Soak the stain with mineral spirits and scrub with a hot detergent and water. Finally rinse thoroughly with clean water, or contact the manufacturer of the preserver.

ASPHALT & EMULSIFIED ASPHALT

Chill with ice (if warm outside), scrape away & scrub the surface with scouring or abrasive powder. Rinse with water.

CUTBACK ASPHALT & ROOFING TAR

Use a soft moist putty made with talc or diatomaceous earth (available wherever pools supplies are sold.) Mix with kerosene, scrub, let dry and brush off. Repeat as needed.

CANDY, KETCHUP, MUSTARD, GREASE DRIPPINGS FROM FOOD

For stubborn stains, apply liquid detergent full strength and allow it to penetrate for 20-30 minutes. Scrub and rinse with hot water. Removal is easier if these stains are treated immediately.

CAULKING

Scrape off excess and scrub with denatured alcohol. Rinse with hot water and detergent. For acrylic latex caulk - follow guidelines for removal of latex paint.

CLAY SOIL

Scrape off dry material, scrub and rinse with hot water and strong detergent.

CREOSOTE

Apply a solution made with paint thinner and talc. Scrub and allow to dry. Scrape off, scrub with scouring powder and rinse with water.

MORTAR

Let dry but not harden and carefully remove spots with a towel, putty knife or chisel.

LEAF, WOOD ROT OR TOBACCO STAINS

Apply household bleach diluted 10:1 with water (10 parts water) and scrub with a non-metallic stiff bristled brush.

OIL OR GREASE THAT HAS PENETRATED

Mop up any excess oil with rags. Cover the area with oil absorbent talc, (kitty litter). Diatomaceous earth can also be used. Leave it on the stain for a day, then sweep up.

PAINT

Fresh paint should be mopped up immediately with rags or paper towels by blotting. Do not wipe as this will spread the paint and extend the job of removal. If the paint is latex and water-based, soak and then scrub area with hot water, scouring powder and a non-metallic stiff brush until no more improvement is seen. Let the remaining paint dry and remove as described below.

DRIED PAINT

Scrape any excess oil-based paint, varnish or water-based latex paint off the surface. Apply a commercial paint remover and let sit for 20-30 minutes. Loosen with gentle scrubbing. Do not rub the loosened paint into the surface of the pavers. Instead, blot up the loosened paint and thinner. Repeat as necessary.

TIRE SKID MARKS

Scrub black area with water, detergent and scouring powder.

ABOUT EFFLORESCENCE:

Efflorescence is a whitish, powder-like deposit that may sometimes appear on the surface of the paving stones. It may appear immediately or within a short time after installation. Left alone, normal wear and exposure to the elements will dissipate the efflorescence. Efflorescence does not affect the structural performance or durability of concrete pavers. Efflorescence is a normal occurrence in all cement based products, as well as many colored paving products. Because it is a natural reaction to

the proper hydration of concrete, Nicolock accepts no responsibility or liability for replacement.

If there is a need to remove the efflorescence before it naturally wears away, best results are obtained by using an efflorescence remover which is available from most mason supply dealers. Do not use muriatic acid.

If a sealer is to be applied to the paving stones, it is recommended that any presence of efflorescence be removed prior to sealer being applied. For installations over a new or existing concrete base, a cementitious setting bed, or with mortared joints, the occurrence of efflorescence is more likely. Precautions for proper drainage of the paving stones system should be taken to minimize this occurrence.

WHAT IS EFFLORESCENCE?

Efflorescence is a natural phenomenon and can occur with any cement based product, as well as other paving products. It may appear randomly and will possibly appear more pronounced on colored paving slab.

The white bloom may give the impression that the color of the paving slab is fading but, when wet, you will find that the efflorescence vanishes and the paving slab returns to its original shade. The white bloom will often return again when the paving slab dries. Be assured that efflorescence has no detrimental effect on the performance of the paving slab and will generally disappear with time.

HOW DOES EFFLORESCENCE OCCUR?

All concrete products contain cement which produces water soluble calcium oxide (lime).

Concrete paving materials contain millions of tiny invisible pores; when moisture penetrates into these pores – either from rain, dew or condensation – it dissolves part of the lime to make calcium hydroxide.

When the slab dries out, the calcium hydroxide rises to the surface and reacts with the carbon dioxide in the air, sometimes leaving a white bloom of calcium carbonate once the water has evaporated.

WILL EFFLORESCENCE DISAPPEAR NATURALLY?

Yes. The efflorescence action is arrested by carbon dioxide reacting with calcium oxide within the pores of the concrete. The efflorescence itself is then, over a period of time, either converted back to soluble salts and washed away by rain or simply disappears through the action of trafficking, snow or ice.

Once the efflorescence has disappeared naturally it does not usually recur. It is therefore not necessary to replace the paving or to take other measures against efflorescence.

HOW LONG WILL EFFLORESCENCE LAST?

This is difficult to predict as factors such as climate, location and conditions (damp/shady or open/sunny) are variables which can affect the extent of the phenomenon. However, on average, it can take from 12 months to 24 months to disappear.

FAQ

WHY DO NICOLOCK PAVERS MAKE THE BEST PAVEMENT?

Not only are Nicolock pavers beautiful, but they provide the best pavement solution in freeze/thaw conditions, when installed over a compacted aggregate base. Installation over a compacted aggregate base results in a pavement that is strong, yet flexible enough to move as the ground shifts without breaking apart, rutting or heaving. In addition, they can be "unzipped" to allow for repairs or access to utility lines. Unlike asphalt and other surfaces, pavers are virtually maintenance-free. And, by definition, concrete pavers are about 3 times stronger than regular poured concrete.

WHAT MAKES PAVER-SHIELD™ BETTER THAN THE COMPETITION?

paver-**shield**™ is not a thin veneer of color coating. paver-**shield**™ pavers are guaranteed to look great year after year, retaining their vibrant color and smooth texture. Products without paver-**shield**™ may look worn and faded over time with exposed aggregate on the surface.

DOES THE COLOR GO ALL THE WAY THROUGH NICOLOCK PAVERS?

All Nicolock pavers have color throughout. Those manufactured with our exclusive paver-**shield**™ process have an extra concentration of cement and pigment on the wear layer providing deep rich colors and a smooth, dense wear layer.

CAN I USE A PRESSURE WASHER TO CLEAN MY PATIO?

Yes – but, as always, follow the manufacturer's instructions carefully. Do not pressure wash your patio too strongly or too frequently as you may damage the surface of the paver.

CAN PAVERS BE INSTALLED OVER A POURED CONCRETE BASE?

Absolutely, provided certain steps are taken. Care must be taken so that water does not pool underneath the pavers. Drainage holes should be drilled in large slabs and filled with pea gravel and covered with landscape fabric. Edge pavers must be restrained to keep joints from opening up.

CAN I USE A SEALER ON MY PATIO?

Yes – check proprietary manufacturer's instructions and suitability for sealing concrete paver. Please note: applying sealant to paver may affect the color.

HOW DO PAVERS COMPARE WITH PATTERNED CONCRETE?

Patterned concrete pavements are slabs of concrete that are embossed with a pattern. Therefore, they are prone to the same problems with freeze/thaw cycles, namely cracking and spalling. Also, unlike Nicolock pavers, patterned concrete pavements don't allow access to underground utilities or the ability to make repairs. At virtually the same price installed per square foot, Nicolock Pavers are clearly a superior choice.

HOW DO I DETERMINE HOW MUCH STONE BASE MATERIAL AND SAND SETTING BED MATERIAL I NEED?

One half ton of modified stone or sand will cover about 100 square feet at 1" thick. Using a 10' x 10' (100 square feet) patio as an example, you would need 1/2 ton of sand for the setting bed (1" thick) and 3 tons of modified stone for the base (6" thick). You'll need about 5% more sand for the joints between the pavers. The thickness of the base material depends on the application and subgrade soil conditions (use a thicker base for poorly drained soils). As a rule of thumb, you'll need 4" to 8" of base material for walkways and patios, and 8" to 12" for driveways and parking lots.

I HAVE WHITE DEPOSITS ON MY PAVERS/WALLS, WHAT IS IT?

You are probably referring to efflorescence, a natural and common occurrence in many concrete products. Efflorescence occurs when natural salts come to the surface and leave behind a white deposit that can normally be brushed off. This is not a product defect or harmful to pavers and walls and Nicolock accepts no liability for its occurrence. It will usually weather away with time.

HOW CAN I REMOVE MOSS OR MOLD FROM MY PAVERS?

Try liquid bleach diluted in water (10 parts water to one part bleach). Be careful not to get it on plant material. Keep in mind that there is nothing that will keep moss and mold from reappearing in a shady, damp area.

WHAT IS POLYMERIC SAND AND WHAT IS ITS ADVANTAGE?

Polymeric sand is a high-tech mix of graded sand and binder, specially formulated for filling joints between pavers. When installed properly, polymeric sand will remain in the paver joints and inhibit weed growth and insect infestation.

CAN I USE NICOSTONE PAVING INSIDE MY HOUSE?

Yes – but it is preferable to seal the paving with a sealer after laying inside to protect against stains and reduce incidence of dust.

WHY DO THE PAVING STONES HAVE DARK PATCHES?

This is due to differential weathering, where the surface of the paving has cured at different rates, causing darker color variation on the paving. Generally this is exaggerated by the presence of efflorescence which, once removed, will reduce the effect of the dark patches. As with efflorescence the dark patches will generally disappear with time.

HOW OFTEN SHOULD I CLEAN MY PATIO?

Regular washing and brushing should be adequate to maintain your patio in pristine condition. However, you may wish to clean your patio using a recommended cleaner. This can enhance its appearance but it may affect long term durability and should only be used sparingly (only two or three times during the

lifetime of the paving). Consult your paving supplier for advice and a suitable cleaning product.

WHAT ARE THE BENEFITS OF SEALING MY PAVERS? HOW LONG DO I NEED TO WAIT BEFORE I APPLY A SEALER?

Sealers help resist stain and may enhance the color. Some can also bind the sand in the joints to make it difficult for weeds to germinate. As a rule of thumb we generally want you to wait at least six months to allow any efflorescence to appear. Prior to the application of any sealers, the pavers must be cleaned with an appropriate product to remove dirt and efflorescence.

CAN NICOLOCK PAVERS BE USED FOR MY DRIVEWAY?

Absolutely! For residential driveways, 8" to 12" of compacted base material is recommended. A standard 2-3/8" thick paver can be used for light vehicular (cars & pickup trucks) applications. A herringbone pattern is most suitable in these situations. (Not applicable for Stone Ridge XL, Alpine series and Nicostone products.)



FAQ

Not only do Nicolock Pavers make an attractive pool deck, but they also provide a slip-resistant walking surface. Pavers actually are better than poured concrete around pools from the standpoint that the joints will take on moisture and leave the pavement cooler under foot. Like all products that are used outdoors, lighter colors will tend to stay cooler as they reflect the sunlight. Furthermore, our Fullnose and Pool Coping Pavers are ideal for the pool's edge. Make sure the base material around the pool is well compacted before installing pavers. Safety covers can also be installed over pavers with the use of special anchors.

WILL WEEDS GROW BETWEEN MY PAVERS?

Weeds and grass between pavers occur when seeds or spores lodge in the joints between pavers. They will not grow from underneath. This can be minimized by using polymeric sand or mixing a pre-emergent granular weed killer into the joint sand. If weeds do appear, a spot vegetation killer (such as Round-Up™) can be used and will not damage the pavers.

CAN I SHOVEL AND PLOW MY PAVERS?

Pavers can be plowed and shoveled just like asphalt, concrete and other pavement materials. In fact, snow and ice will normally melt faster because of the joints around the pavers. A plow blade with a rubber edge is recommended when needed. Do not use sharp objects to chop ice as they can damage the pavers.

WHAT SHOULD I USE TO MELT SNOW AND ICE ON MY PAVERS?

Nicolock recommends sand for slip resistance as it is the most environmentally friendly product for use on concrete products to make sure surfaces are skid and slip resistant.

If a de-icing product is used, Nicolock recommends using only NaCl (rock salt) and should be used sparingly, following the manufacturer's instructions. Once ice is loosened, remove immediately to avoid buildup of the de-icing agent.

De-icing agents of any kind are not recommended for our Nicostone line. We recommend using only sand for providing skid and slip resistance.

I'VE GOT A RAILROAD TIE WALL THAT IS ROTTING AND FALLING DOWN. WHAT CAN I DO?

Our segmental retaining wall systems provide an excellent solution to this problem. They are strong and will last a lifetime. Nicolock offers several different wall systems to meet your needs.

WHAT IS GEOGRID AND WHEN SHOULD IT BE USED?

As a rule of thumb, all walls over 3' high should be reinforced with geogrid. Geogrid is placed between the layers of block at different intervals to stabilize the soil behind the retaining wall and secure the wall face to the earth behind it. The height of the finished wall, soil characteristics, and the pressure on the wall caused by slopes, structures, and/or paved areas all affect the proper placement and lengths of geogrid.

WHAT IS RECONSTITUTED STONE?

Reconstituted Stone – is manufactured from the highest grade materials and will last for years. It is hand crafted, with molds taken from original natural stone for an authentic appearance. Nicostone products are a consistent thickness and are therefore easy to lay.

Colors – shades are subtle and subject to slight variations, especially highlighted in the weathered shades where many products are hand made to ensure a completely random, natural look. Colors will appear different depending upon the prevailing conditions such as sunlight, heavy shade or rain.

Therefore it is advisable to check the color and appearance of the actual product samples in dry daylight conditions before purchasing. Where possible, products should also be selected from the same production batch. Reconstituted stone will weather over time in a fashion similar to natural stone.

PAVING SLAB AND WALLSTONE COLOR

Please note that some products have a multi-color mix where the manufacturing process means that different color percentages are likely selected from multiple pallets prior to installation. Choose from three to five different packs.

Multi-colored products are produced randomly, therefore color proportions in different slabs may vary widely.

APPLICATION/SUITABILITY

Unless otherwise stated, the Nicostone materials featured in this catalog are intended for use in residential landscape projects. Nicostone decorative slabs are not suitable for driveways. The manufacturer cannot accept any liability where products have been used for any inappropriate purpose.

In the unlikely event of products reaching you in a less than satisfactory condition, please contact your local distributor directly, allowing time for the rejected product to be replaced. If a complaint is raised after laying the product, Nicostone cannot accept responsibility for any defect.

De-icing salts should not be used on Nicostone slabs.

SIZES & JOINT WIDTHS

All dimensions quoted in this catalog are nominal and are for guidance only. Actual sizes will vary, particularly on the products designed to replicate natural stone which have features such as riven profiles and fettled edges. Where space is critical, Nicostone recommends dry laying the product to check area required.

When laying random slabs and circles, and in particular Old Town Flagstone Paving Slabs with their fettled edges, joint widths will depend on the slab type & laying pattern chosen and will be variable – from approximately 1/2" to 1".

HANDLING

Standard manual handling techniques should be adopted when handling products. Some products in the Nicostone range are heavy or an awkward shape to lift and it is recommended that suitable lifting equipment be used for these products. Always wear gloves and safety footwear when handling product.

If product is to be cut, always wear safety goggles and when using a high speed saw also wear suitable respiratory protection, such as a dust mask.

Before removing wrapping or banding, ensure that the products are on level ground or retained in some way to prevent them from tipping over. When removing, shrink wrapping and banding use the appropriate cutting tools; also it is recommended that safety goggles are worn.

Product should always be handled with care as breakages, chipping and other damage may result from mishandling. Minor scuffing can occur due to movement in transit and will generally disappear in time. If in doubt do not install the product, consult your Nicolock Territory Manager.

SPECIAL NOTES

All measurements are nominal. Dimensions include the joint widths when fully installed. Dimensions/height: May vary up to 1/4" due to unique manufacturing technique. Nicostone provides only general installation guidelines, climate and soil conditions may vary by region.


PATTERNS

Patterns, whether simple or complex, help to define a paved area and add your own personality to your project. The following are examples of popular patterns.

RUNNING BOND

Products that can be used:


Plank Paver
Ridge Brick
Rustico 6x6
Rustico 6x9
Holland Stone
Colonial Cobble 1.5 Normal
Heritage Slab
Old Vienna with paver-shield™
The Montauk
Euro Cobble
Eco-Ridge
SF-Rima



HERRINGBONE

Products that can be used:


Plank Paver
Ridge Brick
Rustico 6x9
Holland Stone
Colonial Cobble 1.5 Normal
Old Vienna with paver-shield™
Eco-Ridge



BASKET WEAVE

Products that can be used:


Plank Paver
Ridge Brick
Holland Stone
Old Vienna with paver-shield™
Eco-Ridge



MODIFIED HERRINGBONE & 'I' PATTERN

Products that can be used:

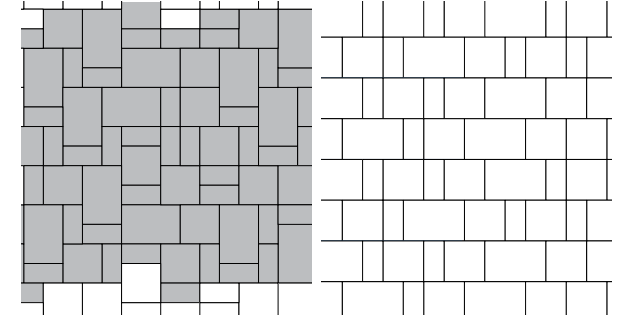
Rustico 6x6 & 6x9



RANDOM 3-PIECE RECTANGULAR & STAGGERED RUNNING BOND

Products that can be used:


Stone Ridge
Stone Ridge Contemporary
Alpine Ridge
Alpine Contemporary
Blue Ridge
Eco-Tre
Natural Cleft Flagstone (Individual Sizes)
Thermal Finish Flagstone (Individual Sizes)



RANDOM 3-PIECE SQUARE & DIAGONAL PATTERN

Products that can be used:

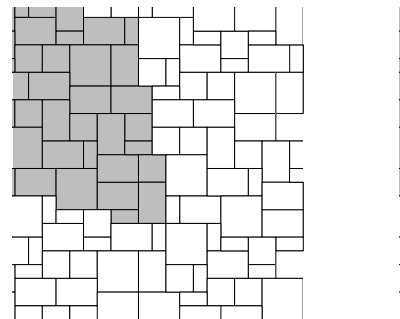
Stone Ridge XL



RANDOM 6-PIECE PATIO PACK

Products that can be used:


Natural Cleft Flagstone Patio Pack
Thermal Finish Flagstone Patio Pack
Old Town Flagstone Patio Pack



RANDOM 4-PIECE

Products that can be used:


Rustico 4 Pc Combo



FRENCH ASHLER PATTERN

Products that can be used:

Versailles Travertine



**Please use patterns as a reference to get you started.
The diagrams shown may require additional material
if followed directly.**



LOCATIONS

New York
Corporate Headquarters
612 Muncy Avenue • Lindenhurst, NY 11757
P: 631.669.0700 • F: 631.669.0711

Nicostone by Nicolock
200 Henry Street • Lindenhurst, NY 11757
P: 631.669.0600 • F: 631.669.8052

Albany
801 Watervliet Shaker Road • Latham, NY 12110
P: 518.888.2731 • F: 518.252.4937

New Jersey
482 Houses Corner Rd • Sparta, NJ 07871
P: 551.232.6443 • F: 973.425.5188

New Jersey Design Center
620 Cedar Swamp Road • Jackson, NJ 08527
P: 201.932.4500 • F: 732.960.9950

NPS Outdoor Living Showroom
9 Aaron Way • Sparta, NJ 07871
P: 908.482.8483

New England
99 Stoddard Avenue • North Haven, CT 06473
P: 203.234.2800 • F: 203.985.0381

Massachusetts
241 Francis Avenue • Mansfield, MA 02048
P: 508.298.2243 • F: 508.590.7678

Maryland
8400 Progress Court • Frederick, MD 21701
P: 301.620.0100 • F: 301.620.0007

Delaware
1000 South Market Street • Wilmington, DE 19801
P: 302.981.0986 • F: 302.691.4500

Virginia
9135 Barricade Lane • Mechanicsville, VA 23116
P: 571.332.3513 • F: 571.406.1251