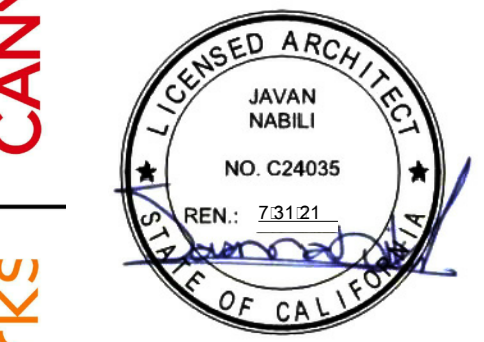


155 S. Fair Oaks, 2nd Floor,
Pasadena California 91105
t 626.666.6906
f 626.666.3940
www.cannondesign.com



COPYRIGHT 2018
No part of the contents of this document may be reproduced or transmitted in any form or by any means without the written permission of CANNONDESIGN.



SOUND MITIGATION PROGRAM
OAK STREET ELEMENTARY SCHOOL
633 South Oak Street Inglewood, CA 90301
A PROJECT FOR:
INGLEWOOD UNIFIED SCHOOL DISTRICT

PROJECT NUMBER: 10292
A# 03-119485

DATE	ISSUE/REVISION
8/21/2018	30% - SCHEMATIC DESIGN
10/10/2018	50% CD SUBMITTAL
11/15/2018	100% CD - DSA SUBMITTAL
05/23/2019	DSA APPROVAL

REFLECTED CEILING PLAN
BUILDING C

AC201

LEGEND

- NEW 12" x 12" ADJUSTABLE CEILING TILE ATTACHED DIRECTLY TO NEW 5/8" GYPSUM BOARD CEILING.
- NEW 5/8" GYPSUM BOARD CEILING / SOFFIT.
- EXISTING CEILING TO REMAIN. PROTECT IN PLACE.
- NEW WALL. SEE WALL TYPE DESIGNATIONS FOR MORE INFORMATION.
- EXISTING 2' x 4' SURFACE-MOUNTED LIGHT FIXTURE TO REMAIN.
- EXISTING 1' x 4' SURFACE-MOUNTED LIGHT FIXTURE TO REMAIN.
- NOT USED
- NOT USED.
- REFLECTED BY PANELED GYP.BD. CEILINGS FOR HEAT DETECTOR. SEE ELECTRICAL DWGS AND 10/AG5.1
- A

SHEET NOTES

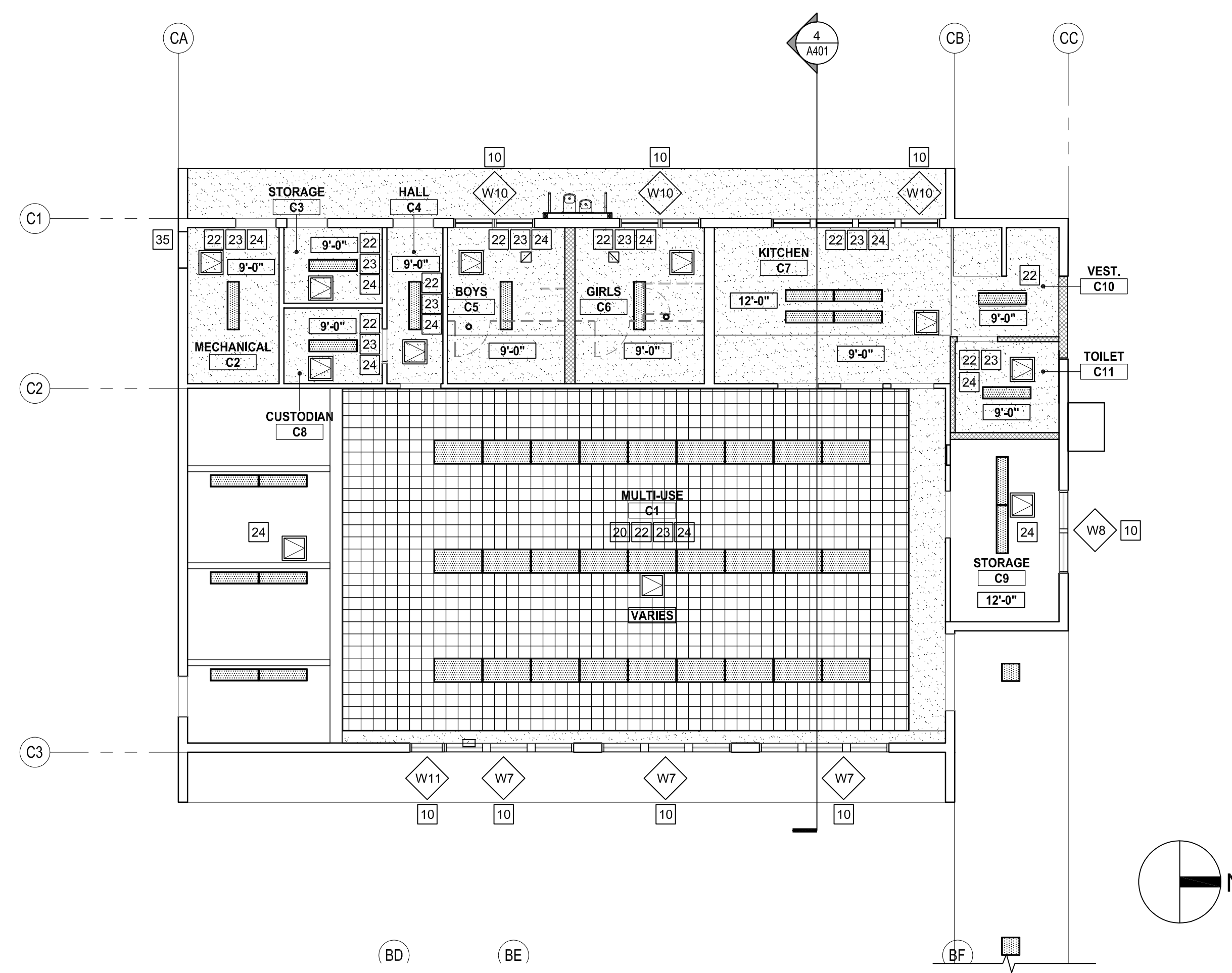
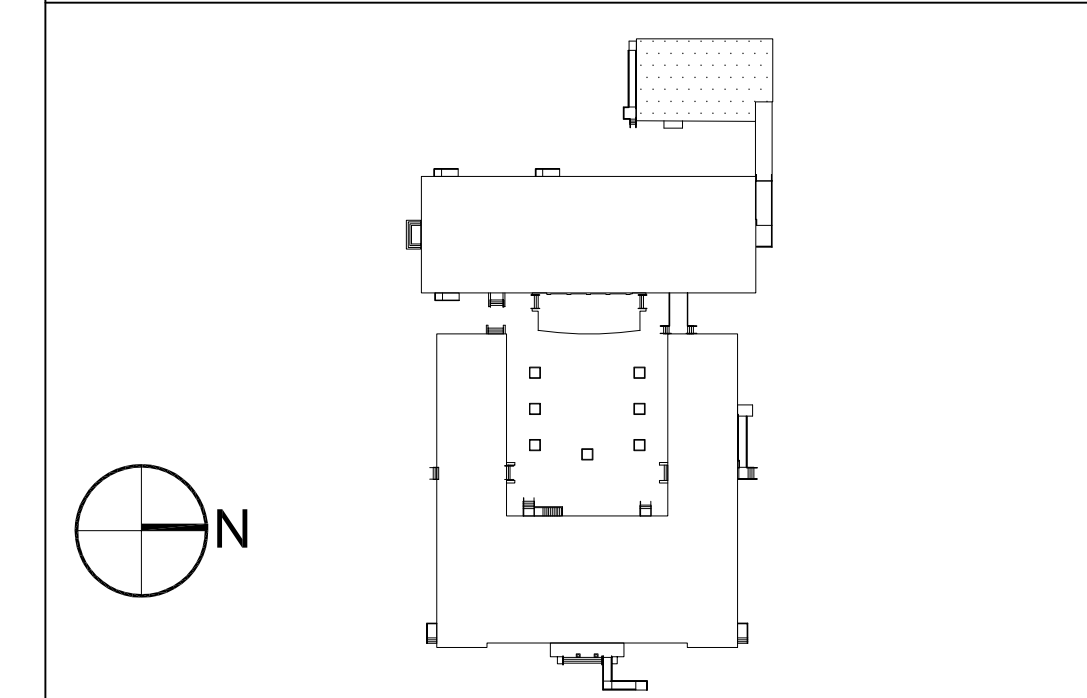
1. CONTRACTOR SHALL PAINT ALL EXTERIOR SURFACES OF BUILDINGS "A", "B", AND "C", INCLUDING ALL MATERIALS AND ITEMS ATTACHED TO THE BUILDINGS, WHETHER OR NOT NOTED WITHIN THE DRAWINGS. SEE SHEET 0003, 10-FINISH NOTES.
2. PATCH AS REQUIRED AND REFINISH ALL CEILING SURFACES TO MATCH EXISTING OR NEW ADJACENT SURFACES AND FINISHES, UNLESS OTHERWISE SPECIFIED BY ARCHITECT.
3. PROTECT AND SAFEGUARD FROM DAMAGE ALL EXISTING CONSTRUCTION, MATERIALS, EQUIPMENT, AND FINISHES TO REMAIN.
4. EXISTING LIGHT FIXTURES TO REMAIN, TYPICAL. EXISTING FIXTURES MAY BE REMOVED, STORED, AND REINSTALLED AS REQUIRED.

KEYNOTES

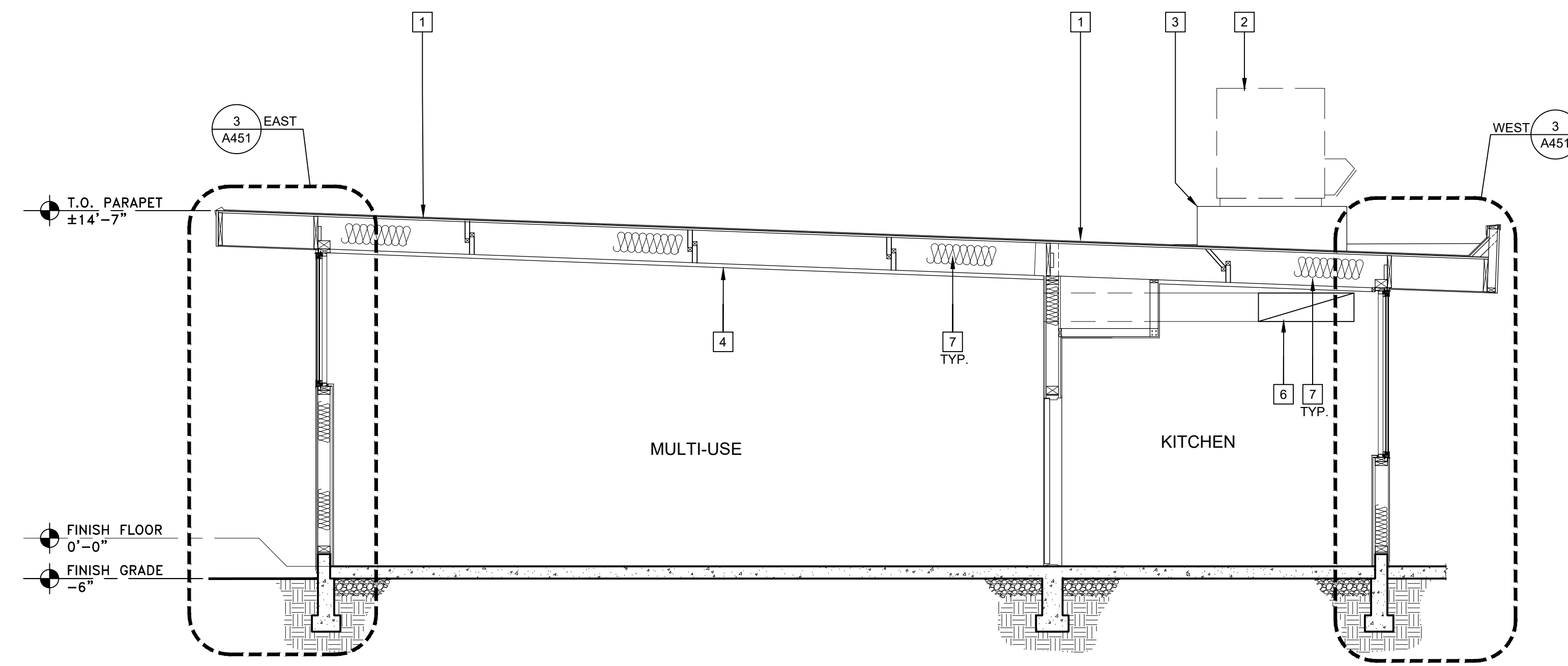
- 10 NEW CLERESTORY WINDOW AND FRAME. SEE WINDOW SCHEDULE.
- 20 NEW GLUE-ON TILE CEILING SYSTEM. SEE SPECIFICATIONS.
- 21 NOT USED.
- 22 NEW GYPSUM BOARD CEILING SYSTEM.
- 23 NEW MECHANICAL DIFFUSERS, TYPICAL. SEE MECHANICAL DRAWINGS FOR MORE INFORMATION.
- 24 EXISTING LIGHT FIXTURE TO REMAIN, TYPICAL. SEE NOTE 4, THIS SHEET.
- 35 NEW 36"x12" EXHAUST AIR LOUVER. SEE MECHANICAL DRAWINGS FOR MORE INFORMATION.

LIGHTING NOTE:
EXISTING LIGHT FIXTURES TO REMAIN, TYPICAL. REINSTALLED AT SAME LOCATION. CLEAN DIFFUSER; REPLACE LAMP. PROTECT IN PLACE (E) CIRCUITRY & RECONNECT TO RESULT IN A COMPLETE WORKING FIXTURE.

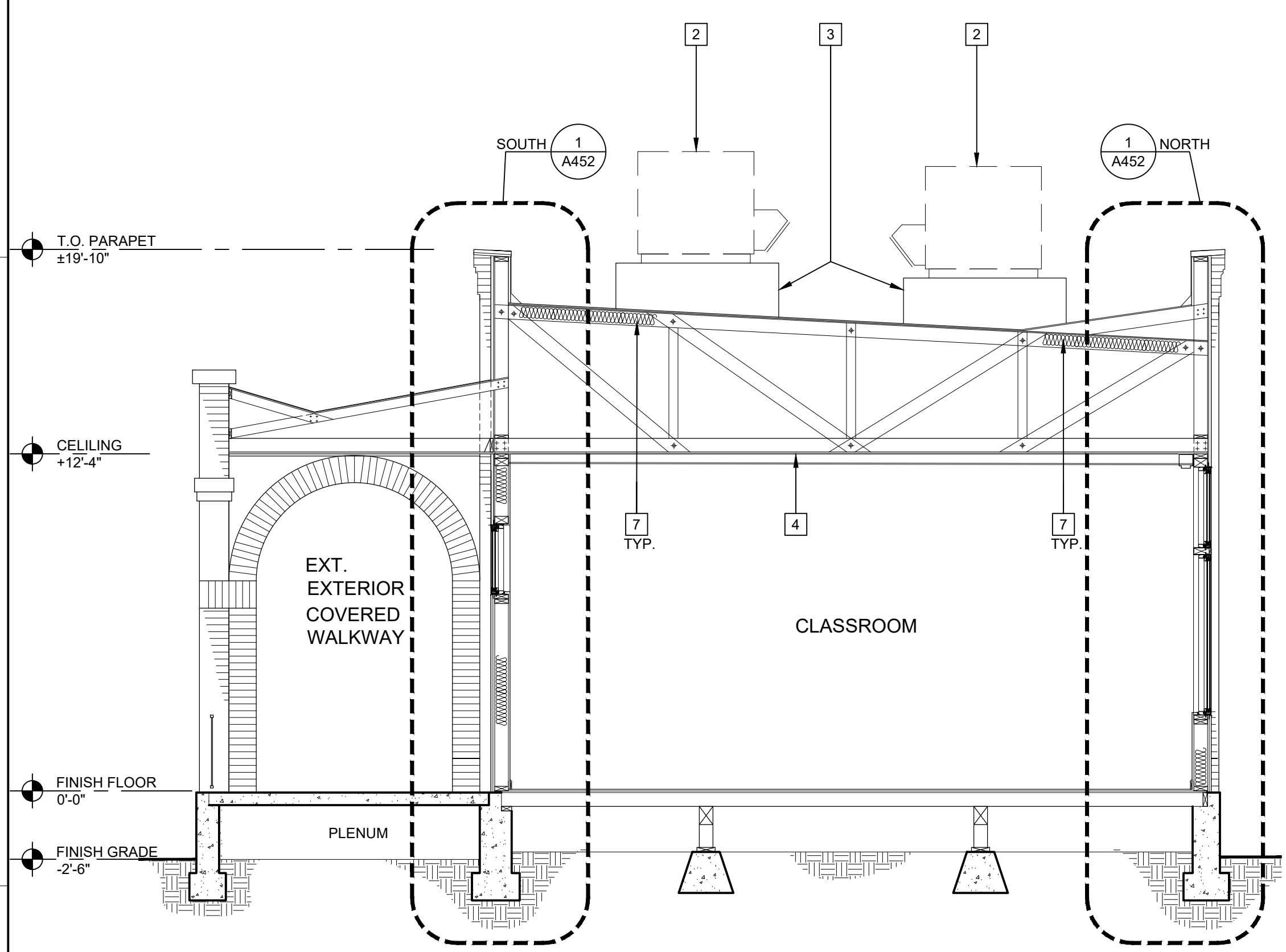
KEY PLAN



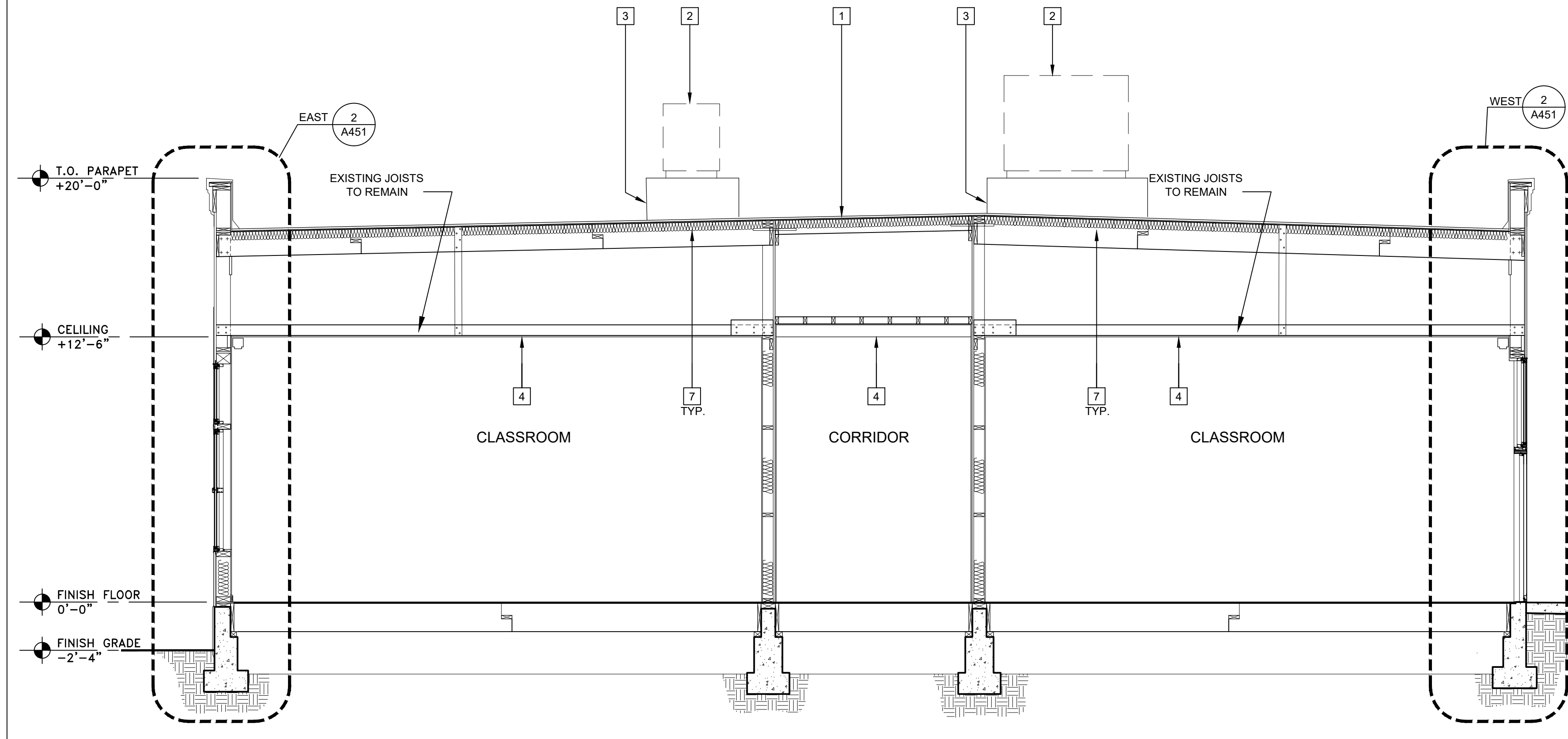
REFLECTED CEILING PLAN - BUILDING C
1/8" = 1'-0"



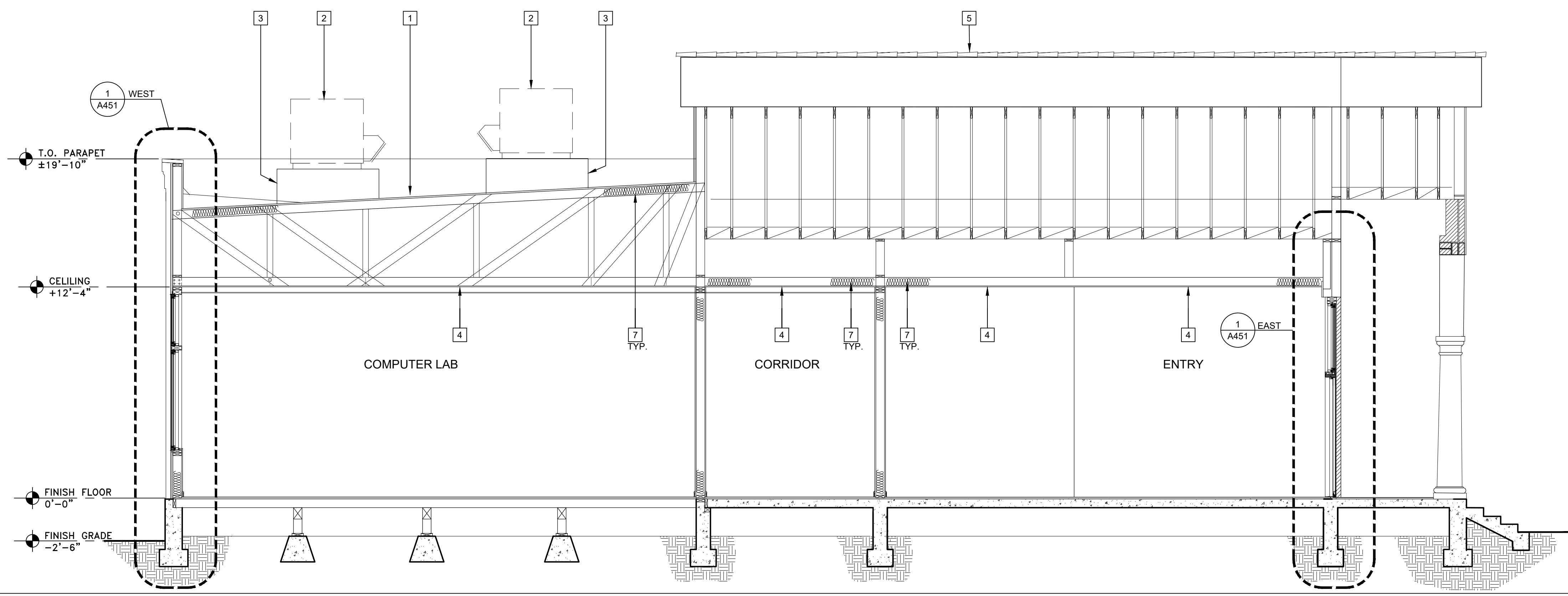
BUILDING SECTION "C"
1/4" = 1'-0" **4**



BUILDING SECTION "A"
1/4" = 1'-0" **3**



BUILDING SECTION "B"
1/4" = 1'-0" **2**



BUILDING SECTION "A"
1/4" = 1'-0" **1**

LEGEND

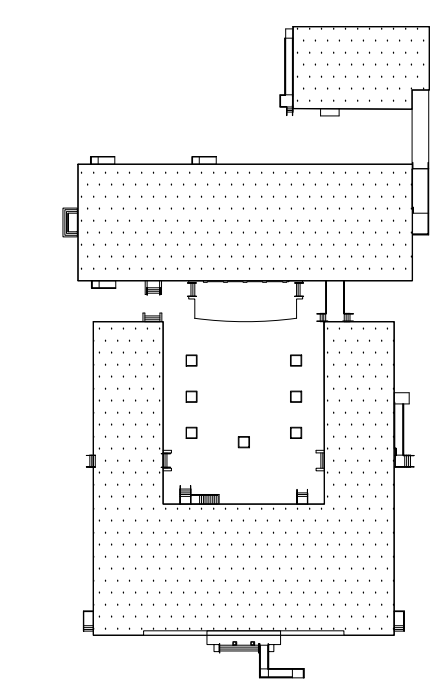
SHEET NOTES

1. CONTRACTOR SHALL PAINT ALL EXTERIOR SURFACES OF BUILDINGS "A", "B", AND "C", INCLUDING ALL MATERIALS AND ITEMS ATTACHED TO THE BUILDINGS, WHETHER OR NOT NOTED WITHIN THE DRAWINGS. SEE SHEET 0003, 10-FINISH NOTES.
2. NEW ROOF MEMBRANE TO BE PROVIDED AT BUILDING "A", "B", & "C".
3. SEE MECHANICAL DRAWINGS FOR NEW MECHANICAL EQUIPMENT.
4. SEE PLUMBING DRAWINGS FOR NEW PLUMBING EQUIPMENT, POINT OF ORIGIN AND TERMINATION OF WATER, WASTE, AND VENT LINES, ETC.
5. SEE ELECTRICAL DRAWINGS FOR NEW ELECTRICAL EQUIPMENT, POINT OF ORIGIN AND TERMINATION OF COMMUNICATION, WIRING OUTLETS, CONTROL DEVICES, ETC.
6. PROTECT AND SAFEGUARD FROM DAMAGE ALL EXISTING CONSTRUCTION, MATERIALS, EQUIPMENT, AND FINISHES TO REMAIN. THIS SHALL INCLUDE COPINGS, CRICKETS, ROOF DRAINS, SCUPPERS, FLASHING, ACCESS HATCHES AND LADDERS.

KEYNOTES

- 1 NEW ROOF MEMBRANE
- 2 NEW A/C UNIT. SEE MECHANICAL DRAWINGS
- 3 NEW PLATFORM. SEE STRUCTURAL PLATFORM DETAILS 10.11/S101 & ARCHITECTURAL CURB FLASHING DETAIL 1.2/A602
- 4 12" x 12" GLUE ON TILES ON (N) 5/8" GYP BOARD OVER (E) CEILING FRAMING
- 5 EXISTING TILE ROOF TO REMAIN
- 6 NEW MECHANICAL DUCT BELOW JOISTED CEILING PER MECHANICAL DRAWINGS
- 7 INSTALL BATT INSULATION

KEY PLAN



IDENTIFICATION STAMP
DIV. OF THE STATE ARCHITECT
APP. 03-119485 INC.
REVIEWED FOR
SS FLS ACS
DATE: 8/14/2019

155 S. Fair Oaks, 2nd Floor,
Pasadena California 91105
t 626.666.6906
f 626.666.3940
www.cannondesign.com



COPYRIGHT 2018
No part of the contents of this document may be reproduced or transmitted in any form or by any means without the written permission of CANNONDESIGN.



SOUND MITIGATION PROGRAM

OAK STREET ELEMENTARY SCHOOL
633 South Oak Street, Inglewood, CA 90301

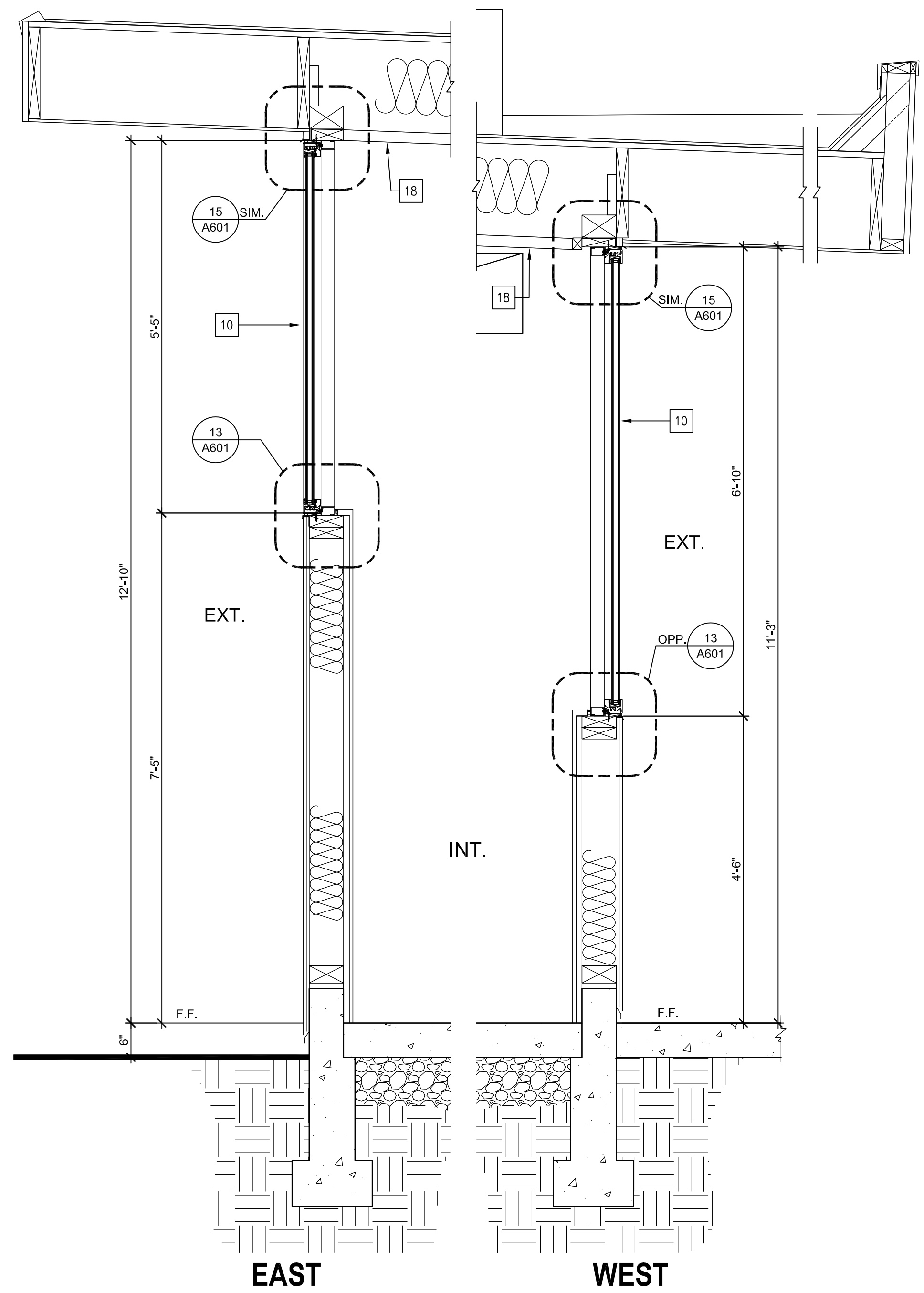
A PROJECT FOR:
INGLEWOOD UNIFIED SCHOOL DISTRICT

PROJECT NUMBER:
10292
A# 03-119485

DRAWN:
CHECKED:
ISSUE/REVISION:
8/21/2018 30% SCHEMATIC DESIGN
10/10/2018 50% CD SUBMITTAL
11/15/2018 100% CD - DSA SUBMITTAL
05/23/2019 DSA APPROVAL

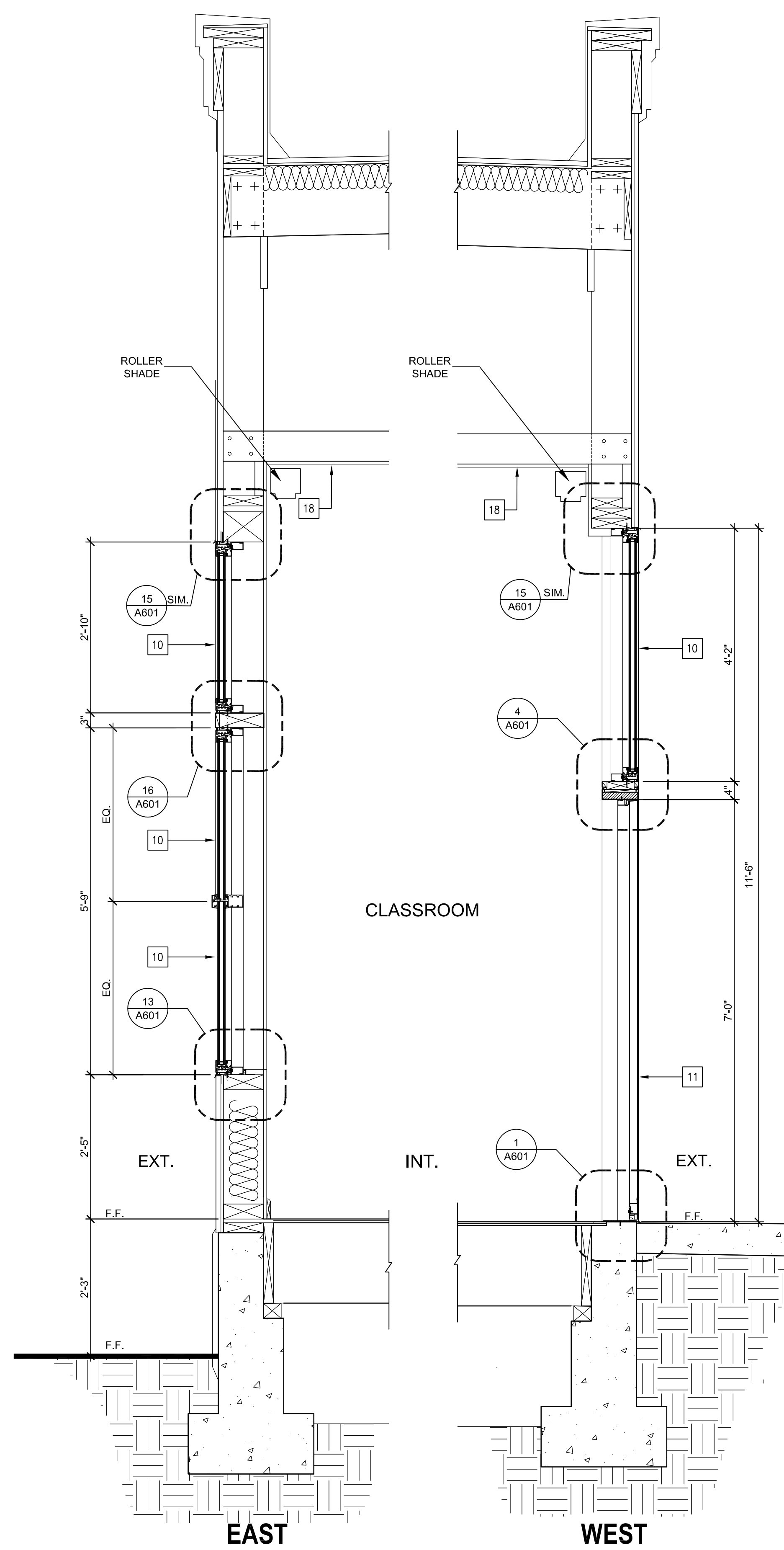
BUILDING SECTIONS

A401



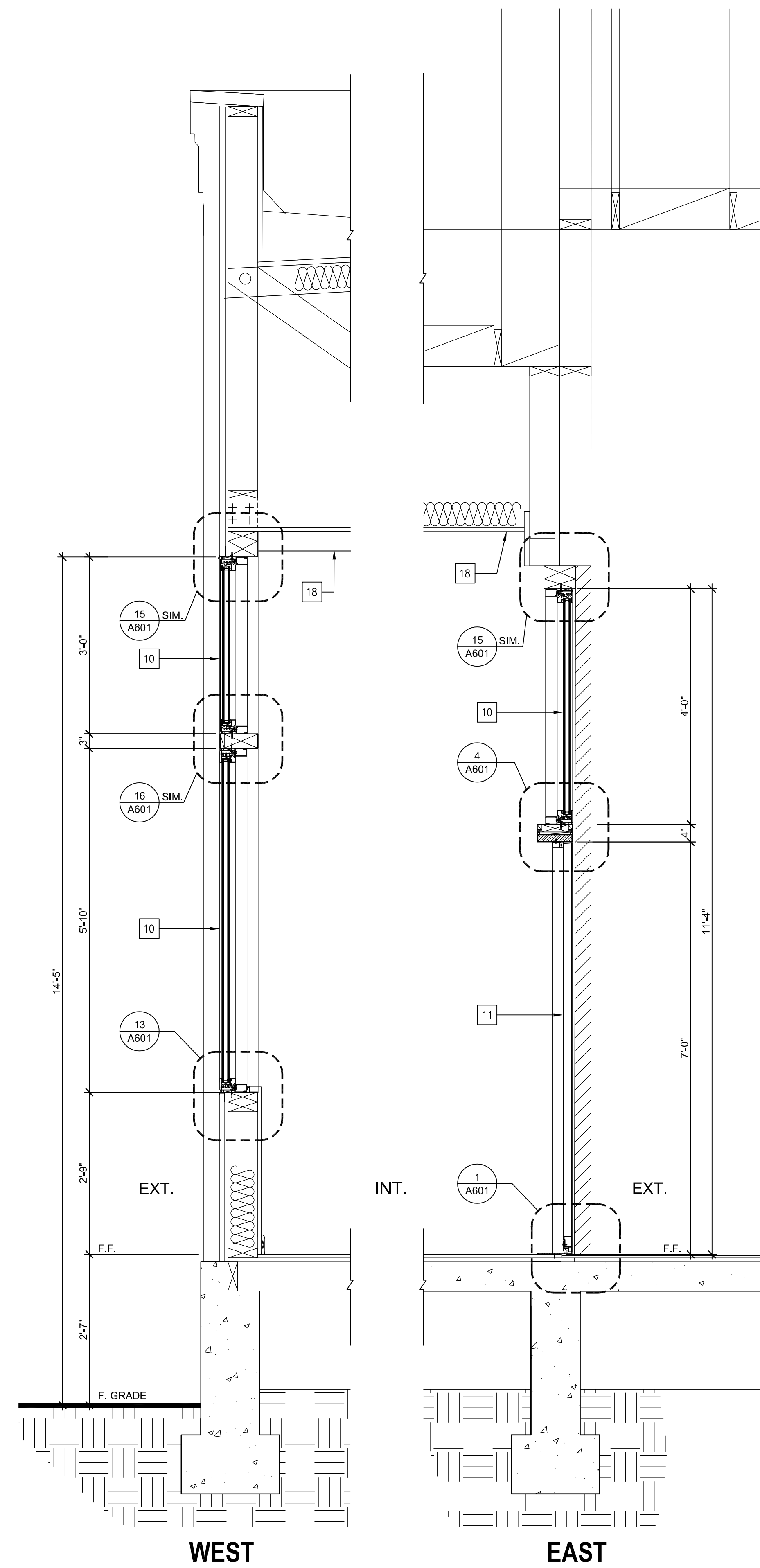
WALL SECTIONS - BUILDING "C"
3/4" = 1'-0"

3



WALL SECTIONS - BUILDING "B"
3/4" = 1'-0"

2



WALL SECTIONS - BUILDING "A"
3/4" = 1'-0"

1

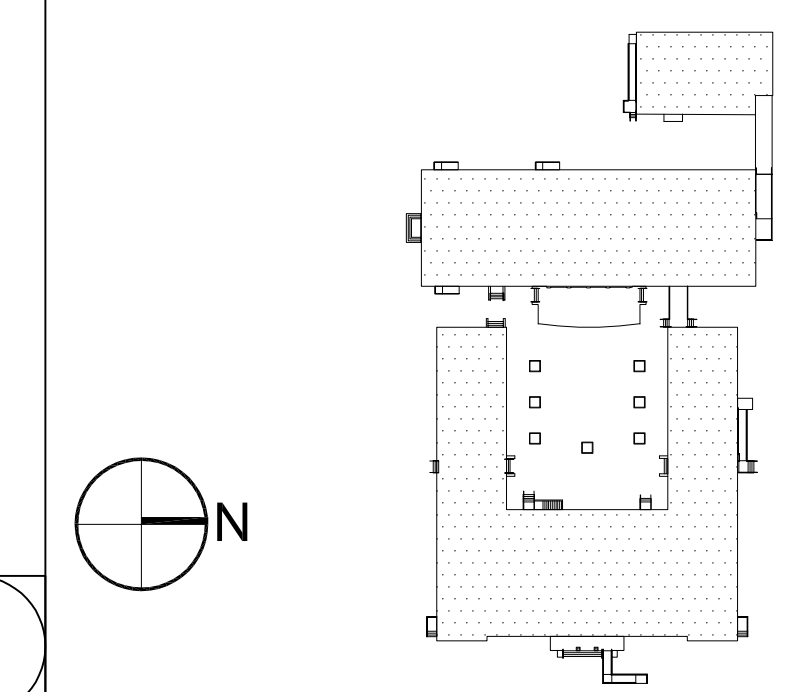
LEGEND

- SHEET NOTES**
- CONTRACTOR SHALL PAINT ALL EXTERIOR SURFACES OF BUILDINGS "A", "B", AND "C", INCLUDING ALL MATERIALS AND ITEMS ATTACHED TO THE BUILDINGS, WHETHER OR NOT NOTED WITHIN THE DRAWINGS. SEE SHEET 0003, 10-FINISH NOTES.
 - PATCH AS REQUIRED AND REFINISH ALL WALL AND CEILING SURFACES TO MATCH EXISTING OR NEW ADJACENT SURFACES AND FINISHES, UNLESS OTHERWISE SPECIFIED BY ARCHITECT.
 - ALL EXISTING ELECTRICAL SWITCHES AND OUTLETS SHALL BE RELOCATED AND REWIRED, AS REQUIRED, TO MEET ADA REQUIREMENTS. PATCH EXISTING WALL AND CEILING SURFACES AND REFINISH TO MATCH ADJACENT EXISTING OR NEW FINISH WHERE REQUIRED.
 - PROTECT AND SAFEGUARD FROM DAMAGE ALL EXISTING CONSTRUCTION, MATERIALS, EQUIPMENT, AND FINISHES TO REMAIN.

KEYNOTES


- 1 NOT USED.
- 2 NOT USED.
- 3 NOT USED.
- 4 NOT USED.
- 10 NEW WINDOW AND FRAME. SEE WINDOW SCHEDULE.
- 11 NEW DOOR AND FRAME. SEE DOOR SCHEDULE.
- 12 NOT USED.
- 14 NOT USED.
- 15 NOT USED.
- 16 NOT USED.
- 17 NOT USED.
- 18 NEW CEILING PER PLAN

KEY PLAN



IDENTIFICATION STAMP
DIV. OF THE STATE ARCHITECT
APP. 03-119485 INC.
REVIEWED FOR
SS FLS ACS
DATE: 8/14/2019

CANNONDESIGN
155 S. Fair Oaks, 2nd Floor,
Pasadena California 91105
t 626.666.6906
f 626.666.3940
www.cannondesign.com



gkkworks | **CANNONDESIGN**
COPYRIGHT 2018
No part of the contents of this document may be reproduced or transmitted in any form or by any means without the written permission of CANNONDESIGN.



SOUND MITIGATION PROGRAM
OAK STREET ELEMENTARY SCHOOL
633 South Oak Street Inglewood, CA 90301
A PROJECT FOR:
INGLEWOOD UNIFIED SCHOOL DISTRICT

PROJECT NUMBER: 10292
A# 03-119485

DRAWN: _____
CHECKED: _____
ISSUE/REVISION:
8/21/2018 30% - SCHEMATIC DESIGN
10/10/2018 50% CD SUBMITTAL
11/15/2018 100% CD - DSA SUBMITTAL
05/23/2019 DSA APPROVAL

WALL SECTIONS

A451

NOT USED
3/4" = 1'-0"

3

NOT USED
3/4" = 1'-0"

2

WALL SECTIONS - BUILDING "A"
3/4" = 1'-0"

1

LEGEND

SHEET NOTES

- CONTRACTOR SHALL PAINT ALL EXTERIOR SURFACES OF BUILDINGS "A", "B", AND "C", INCLUDING ALL MATERIALS AND ITEMS ATTACHED TO THE BUILDINGS, WHETHER OR NOT NOTED WITHIN THE DRAWINGS. SEE SHEET 0003, 10-FINISH NOTES.
- PATCH AS REQUIRED AND REFINISH ALL WALL AND CEILING SURFACES TO MATCH EXISTING OR NEW ADJACENT SURFACES AND FINISHES, UNLESS OTHERWISE SPECIFIED BY ARCHITECT.
- ALL EXISTING ELECTRICAL SWITCHES AND OUTLETS SHALL BE RELOCATED AND REWIRED, AS REQUIRED, TO MEET ADA REQUIREMENTS. PATCH EXISTING WALL AND CEILING SURFACES AND REFINISH TO MATCH ADJACENT EXISTING OR NEW FINISH WHERE REQUIRED.
- PROTECT AND SAFEGUARD FROM DAMAGE ALL EXISTING CONSTRUCTION, MATERIALS, EQUIPMENT, AND FINISHES TO REMAIN.

KEYNOTES

1	NOT USED.
2	NOT USED.
3	NOT USED.
4	NOT USED.
10	NEW WINDOW AND FRAME. SEE WINDOW SCHEDULE.
11	NOT USED.
12	NOT USED.
14	NOT USED.
15	NOT USED.
16	NOT USED.
17	NOT USED.
18	NEW CEILING PER PLAN

KEY PLAN

WALL SECTIONS

A452

IDENTIFICATION STAMP
DIV. OF THE STATE ARCHITECT
APP. 03-119485 INC.
REVIEWED FOR
SS FLS ACS
DATE: 8/14/2019

CANNONDESIGN
155 S. Fair Oaks, 2nd Floor,
Pasadena California 91105
t 626.666.6906
f 626.666.3940
www.cannondesign.com

gkkworks | **CANNONDESIGN**

LICENSED ARCHITECT
JAVAN NABILI
NO. C24035
REN. 73121
STATE OF CALIFORNIA

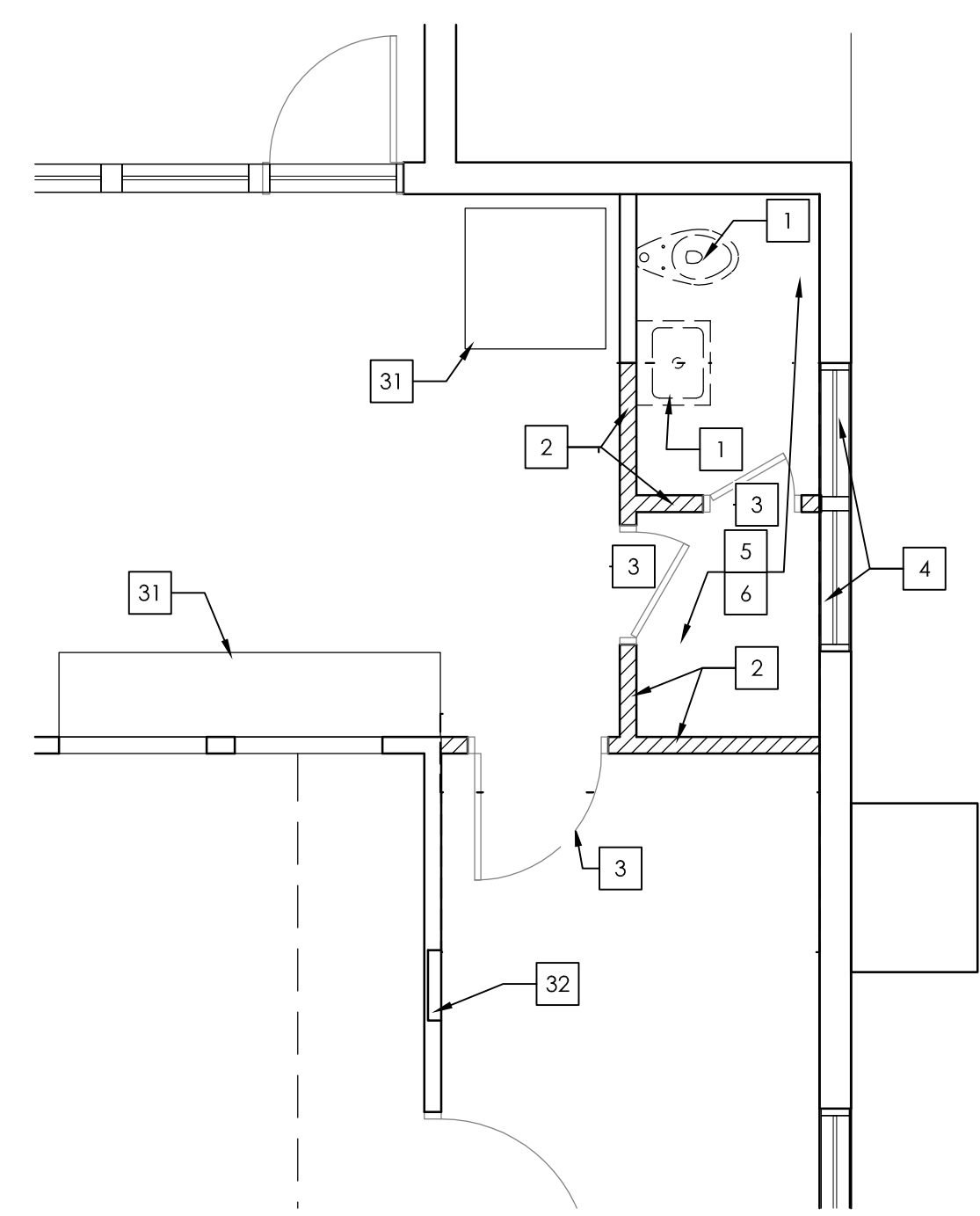
COPYRIGHT 2018
No part of the contents of this document may be reproduced or transmitted in any form or by any means without the written permission of CANNONDESIGN.

CORDOBA CORPORATION
633 South Oak Street Inglewood, CA 90301

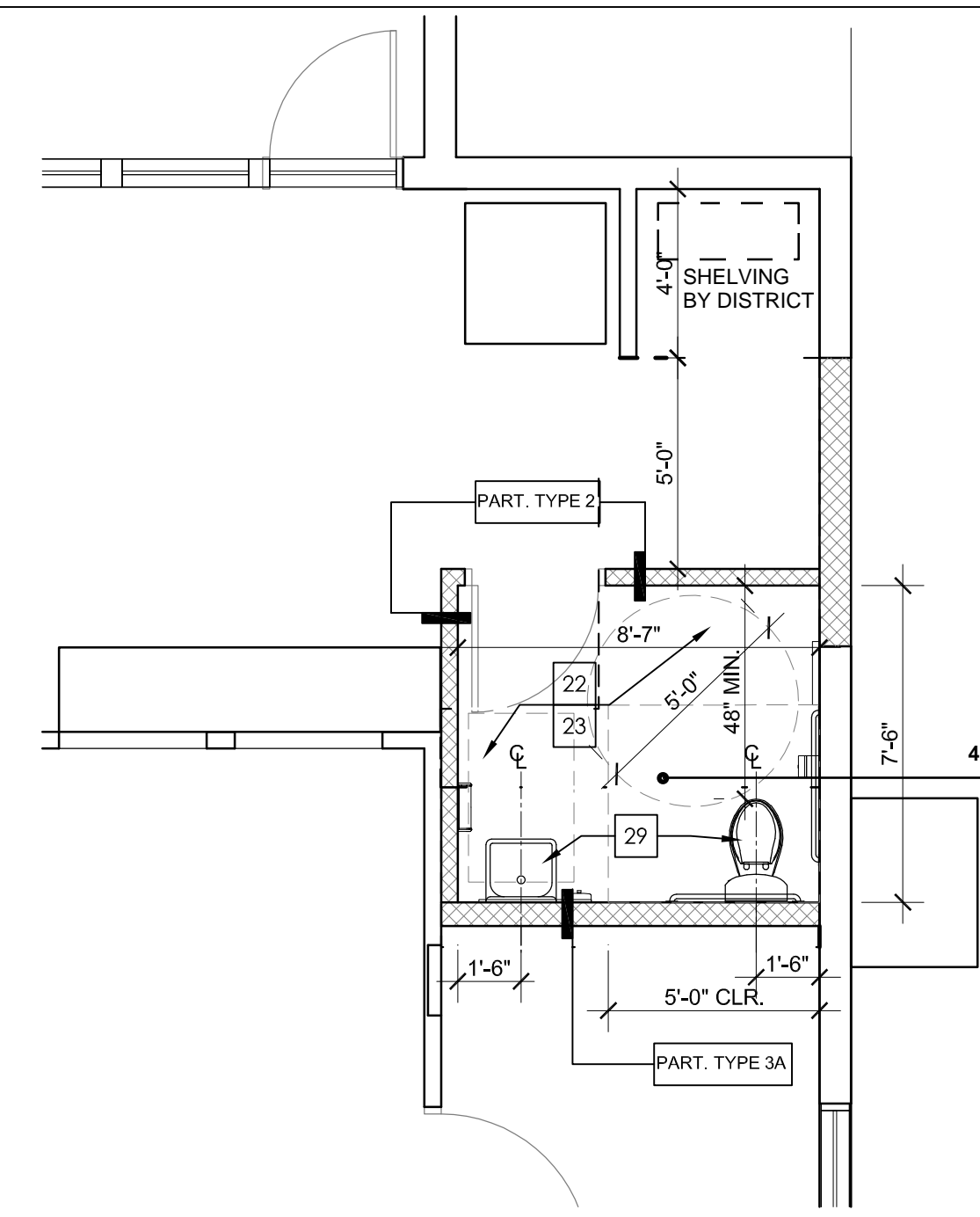
SOUND MITIGATION PROGRAM
OAK STREET ELEMENTARY SCHOOL
633 South Oak Street Inglewood, CA 90301
A PROJECT FOR:
INGLEWOOD UNIFIED SCHOOL DISTRICT

PROJECT NUMBER: **10292**
A# 03-119485

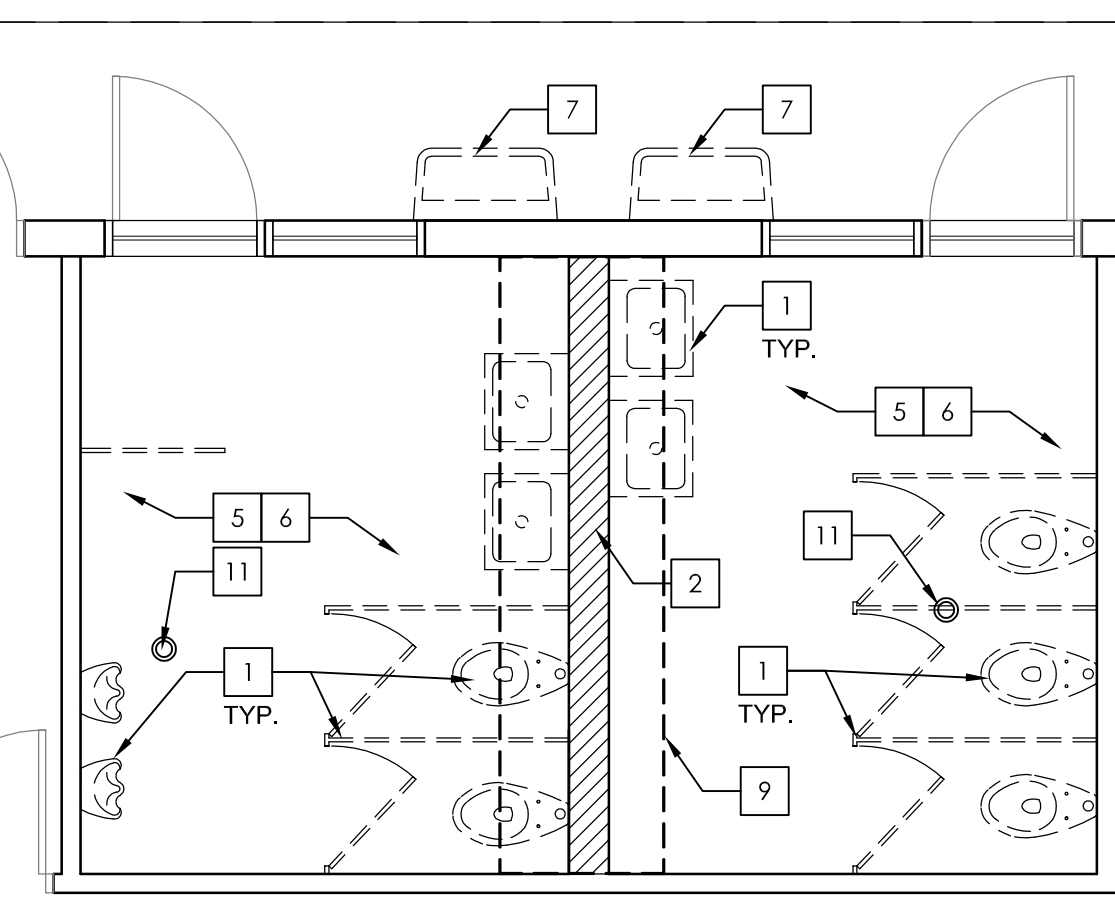
DRAWN: _____
CHECKED: _____
ISSUE/REVISION:
8/21/2018 30% - SCHEMATIC DESIGN
10/10/2018 50% CD SUBMITTAL
11/15/2018 100% CD - DSA SUBMITTAL
05/23/2019 DSA APPROVAL



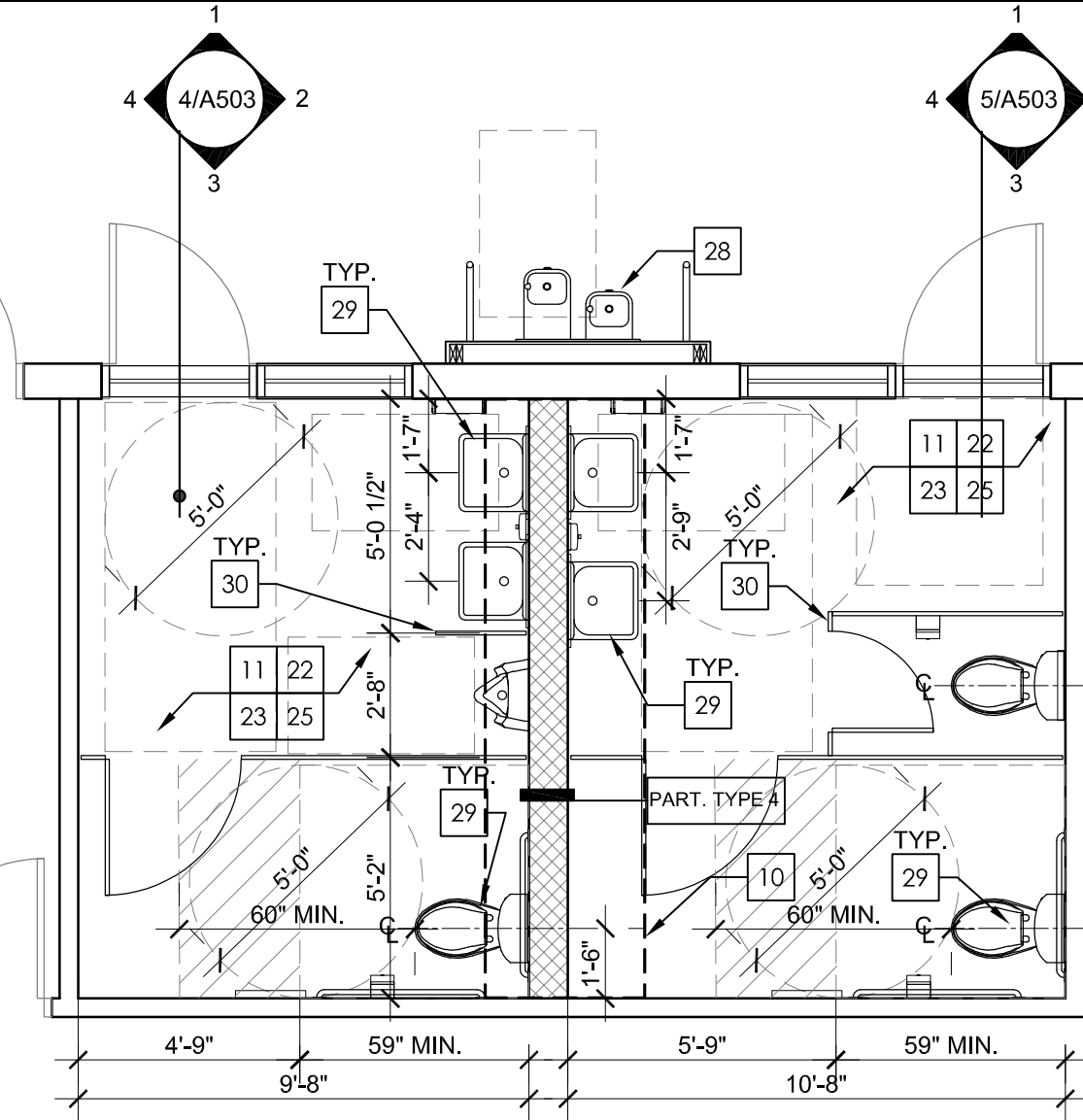
ENLARGED RESTROOM C11 - STAFF_DEMO 16
1/4" = 1'-0"



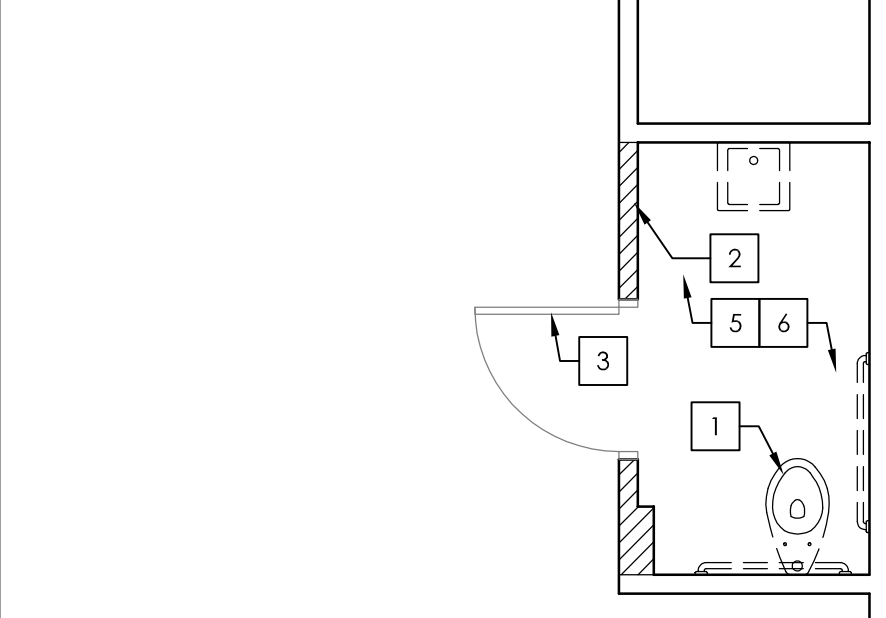
ENLARGED RESTROOM C11 - STAFF 15
1/4" = 1'-0"



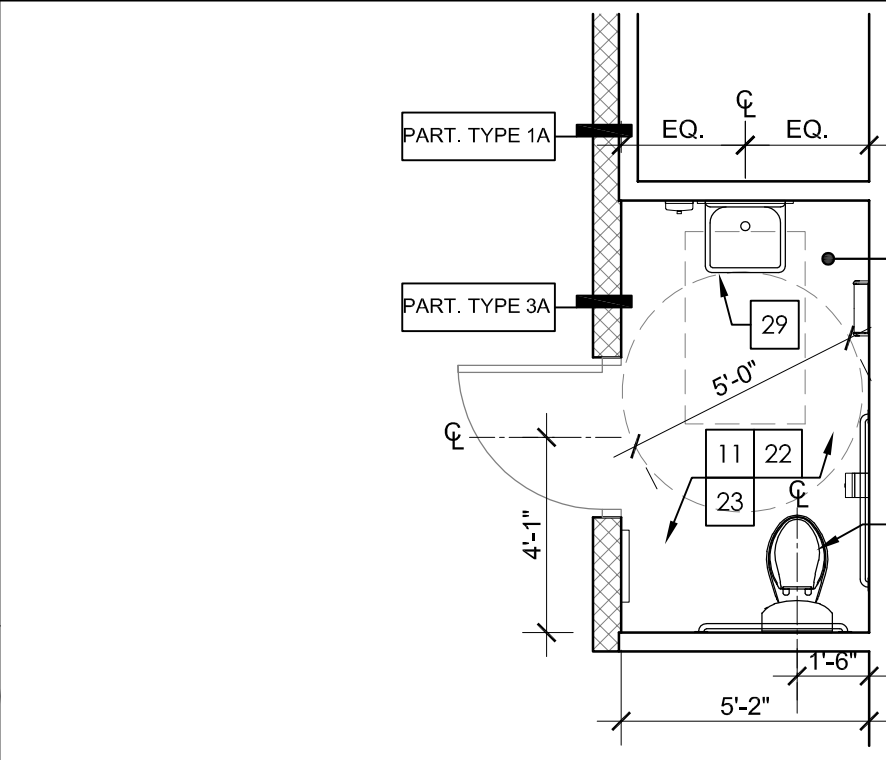
ENLARGED RESTROOM C5-BOYS & C6-GIRLS_DEMO 14
1/4" = 1'-0"



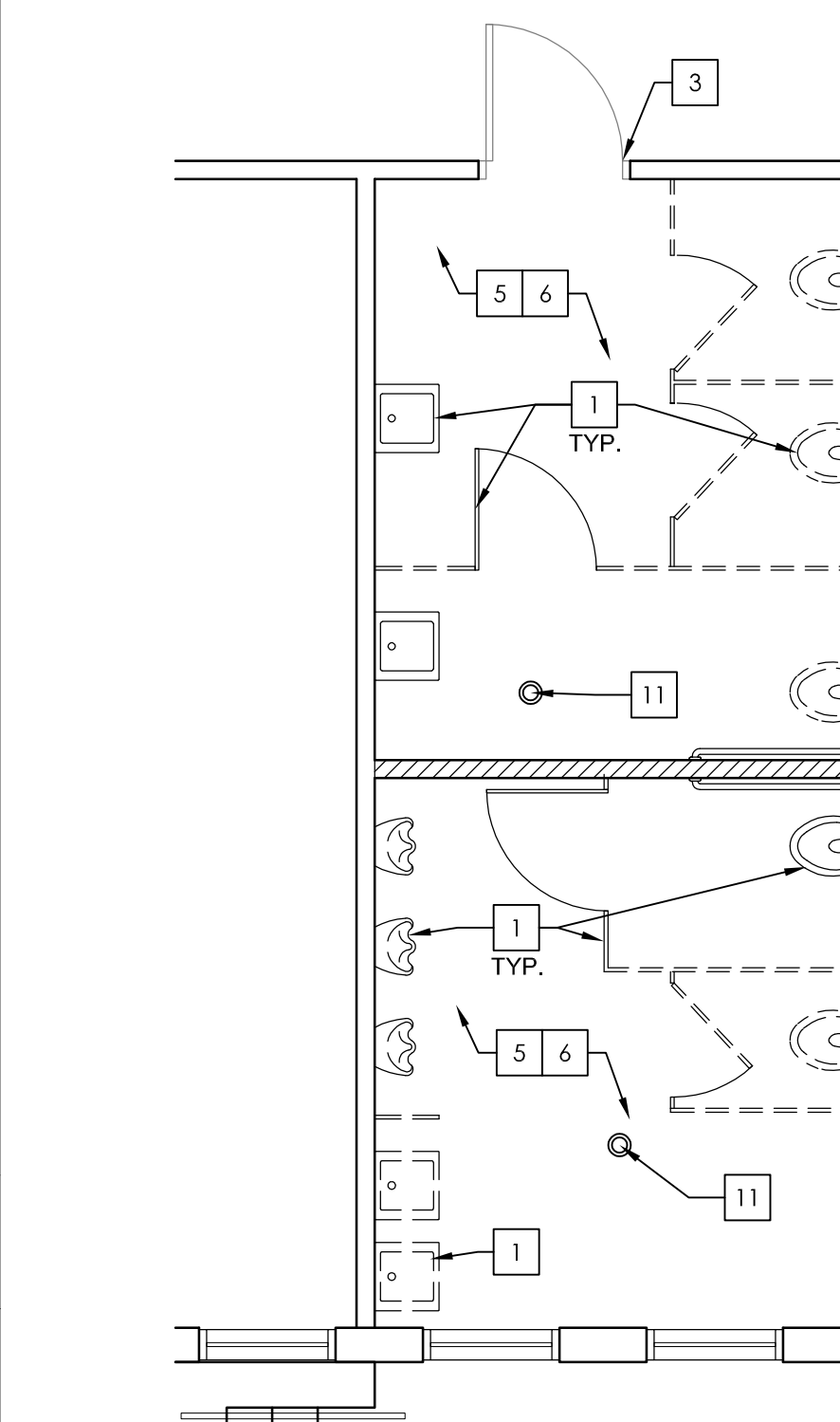
ENLARGED RESTROOM C5-BOYS & C6-GIRLS 13
1/4" = 1'-0"



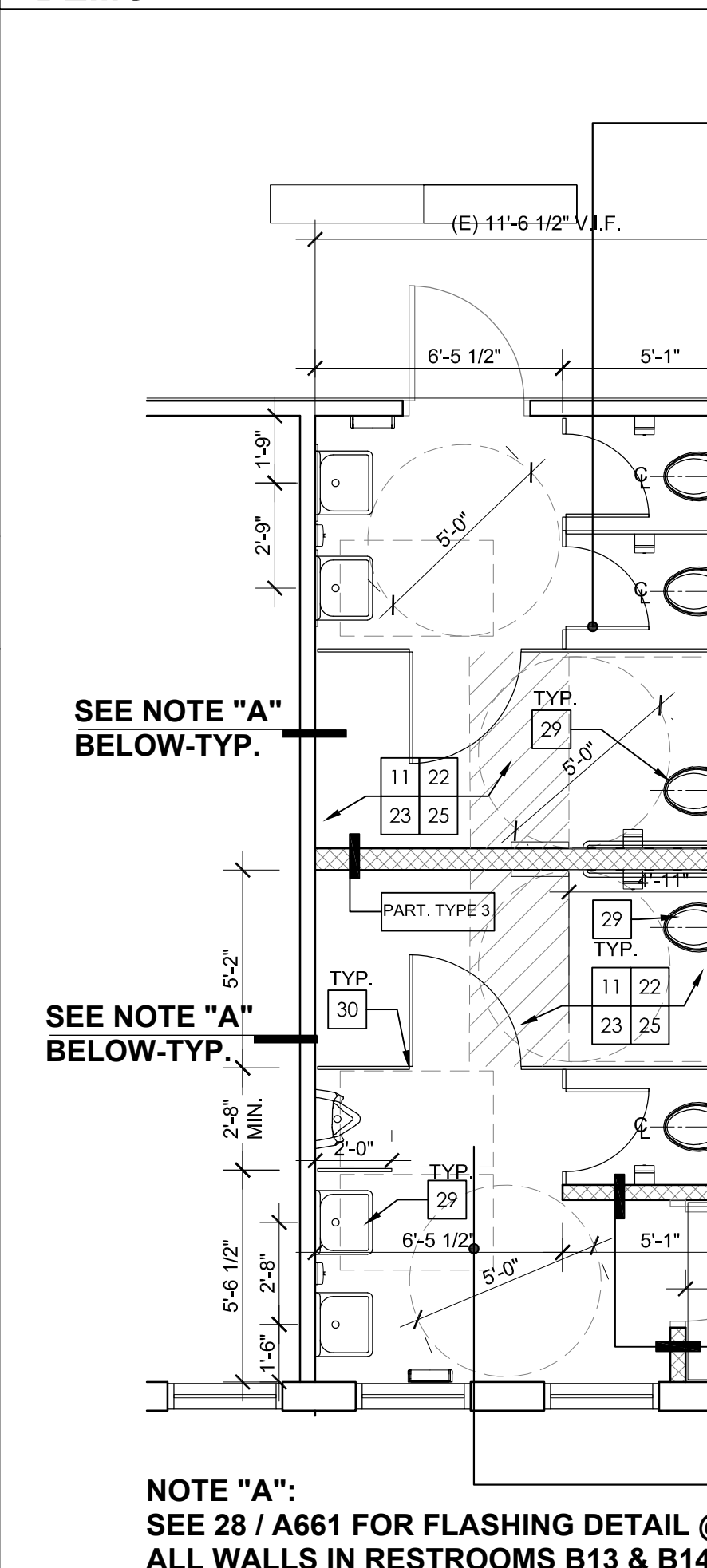
ENLARGED RESTROOM B15 - STAFF_DEMO 12
1/4" = 1'-0"



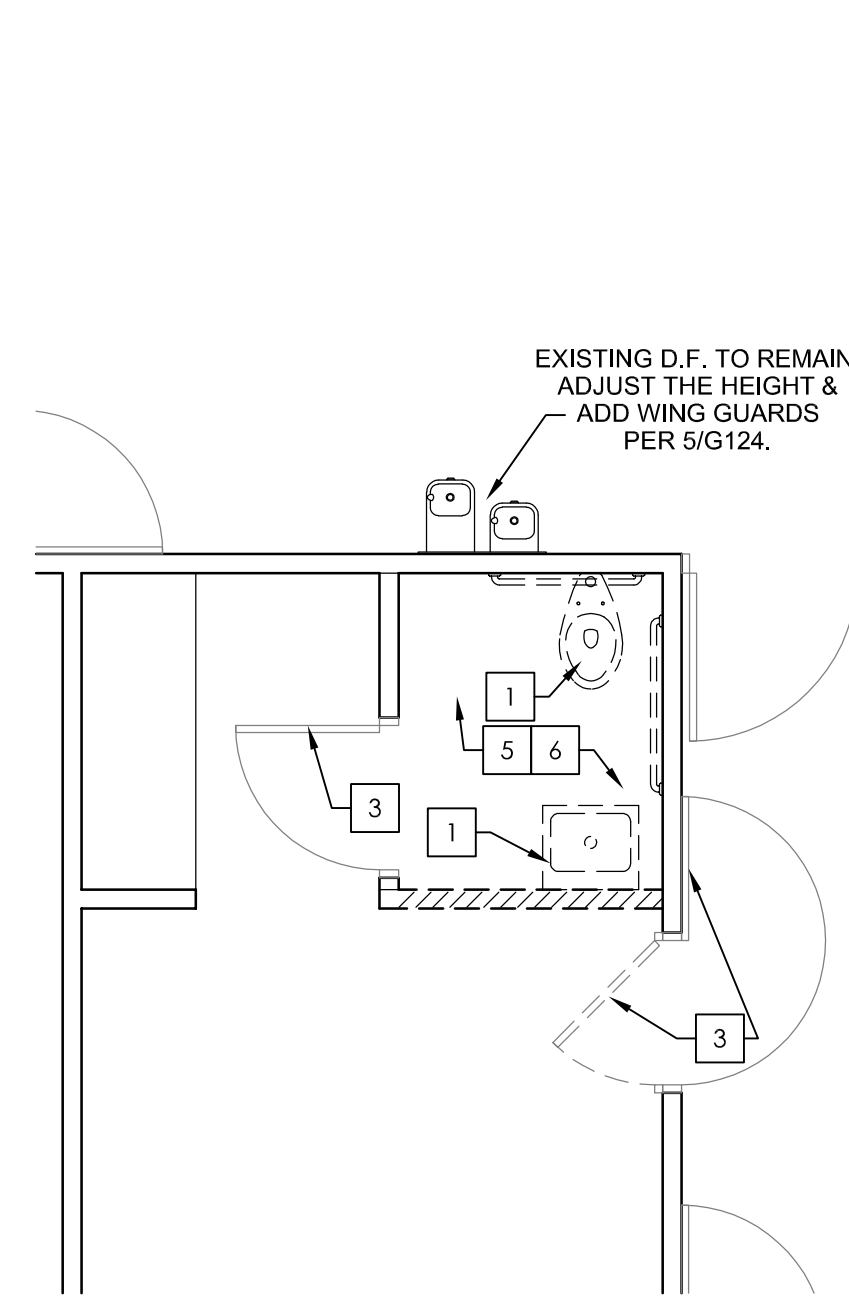
ENLARGED RESTROOM B15 - STAFF 11
1/4" = 1'-0"



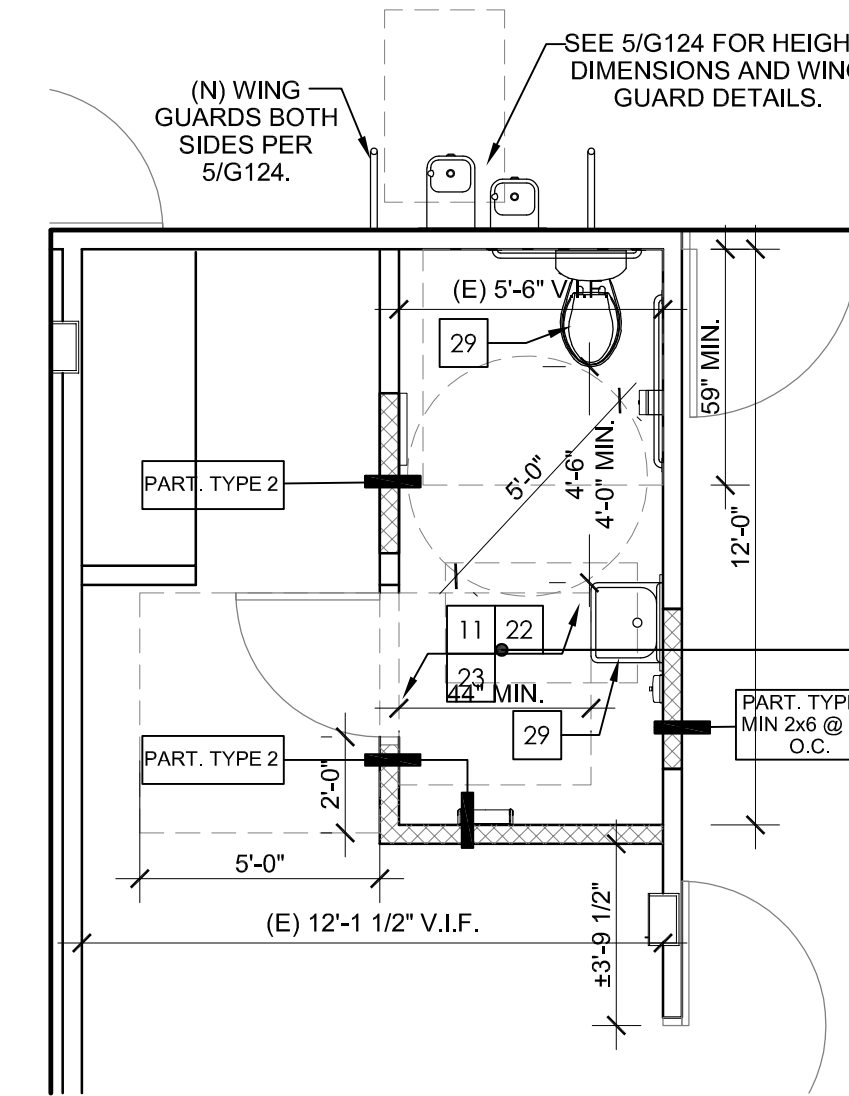
ENLARGED RESTROOM B13-BOYS & B14-GIRLS_DEMO 10
1/4" = 1'-0"



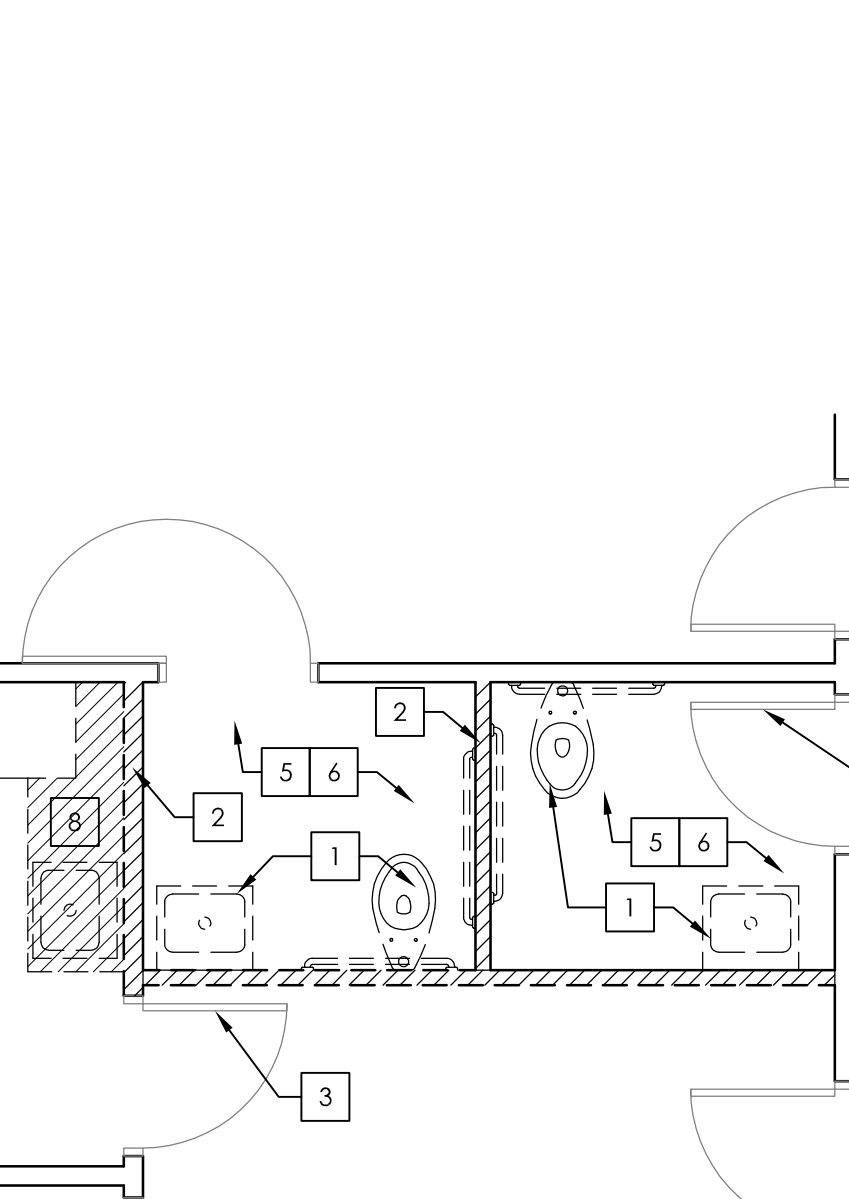
ENLARGED RESTROOM B13-BOYS & B14-GIRLS 9
1/4" = 1'-0"



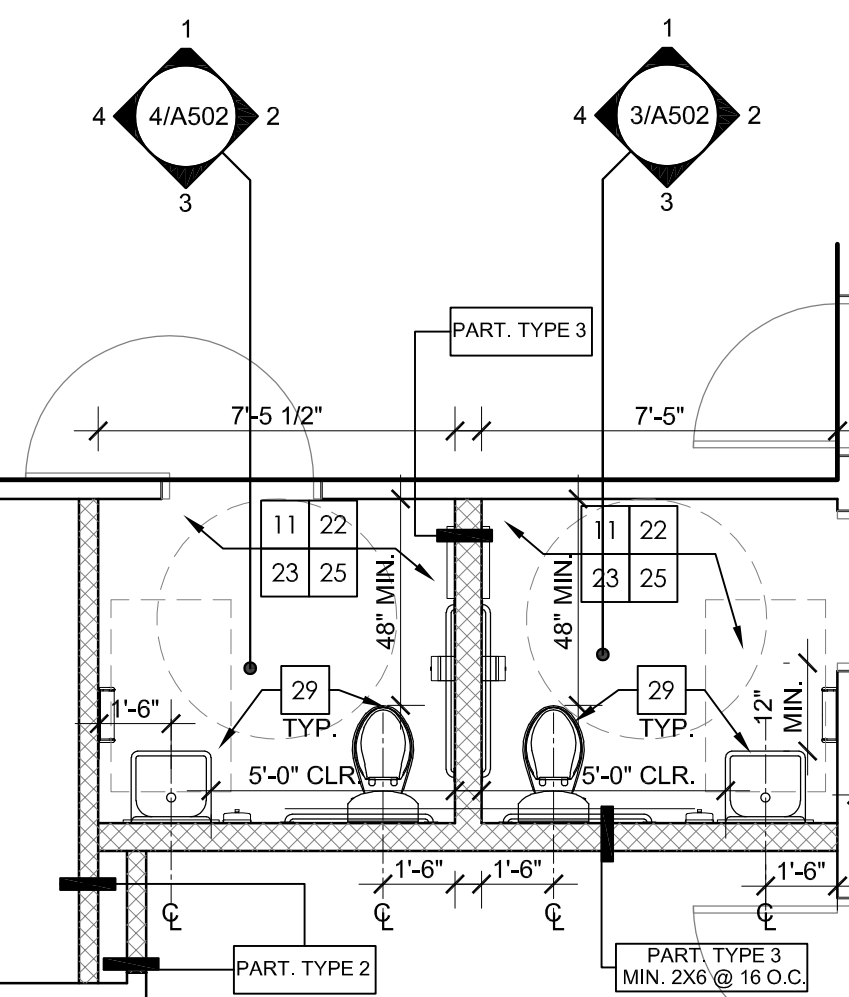
ENLARGED RESTROOM A33 - NURSE_DEMO 8
1/4" = 1'-0"



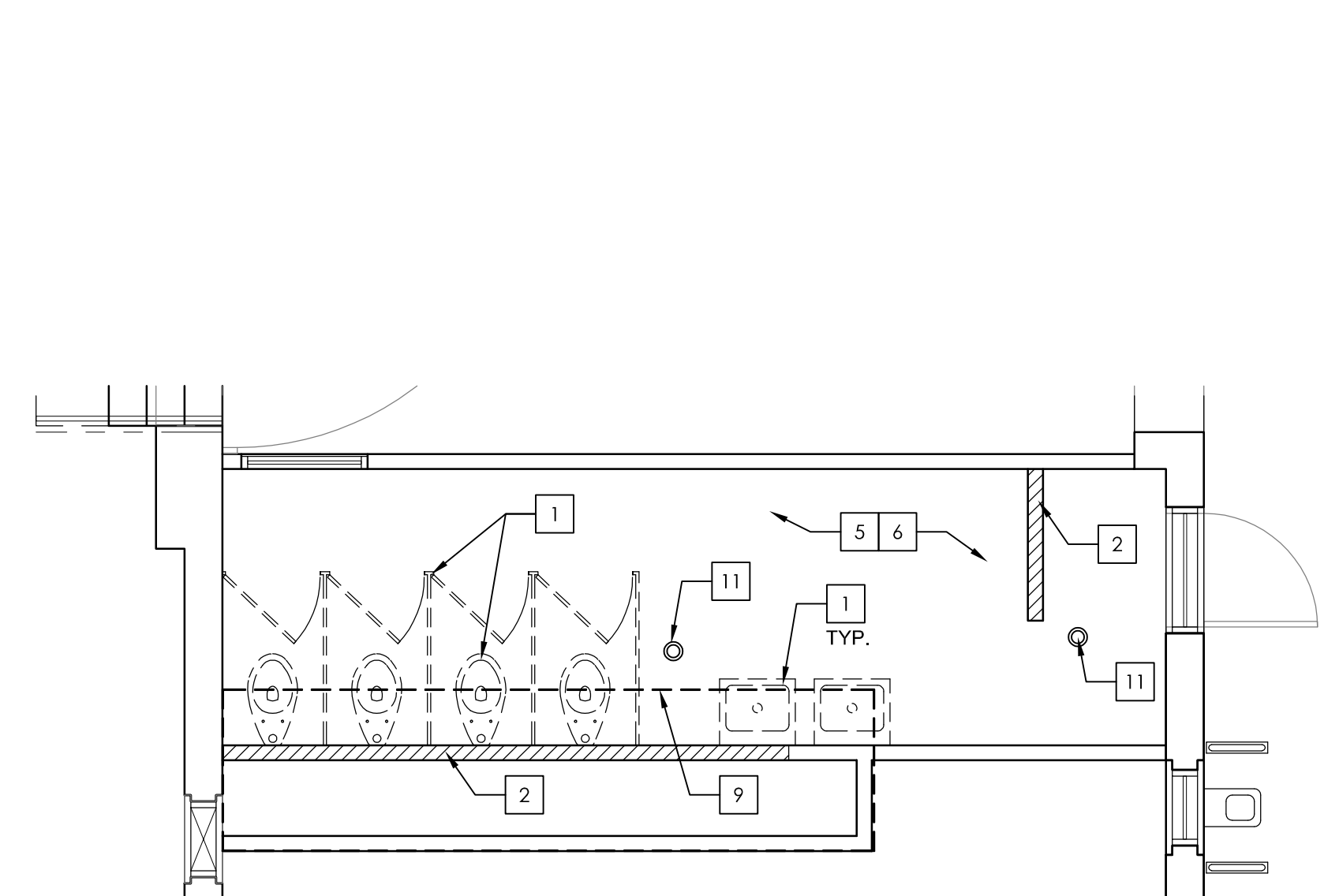
ENLARGED RESTROOM A33 - NURSE 7
1/4" = 1'-0"



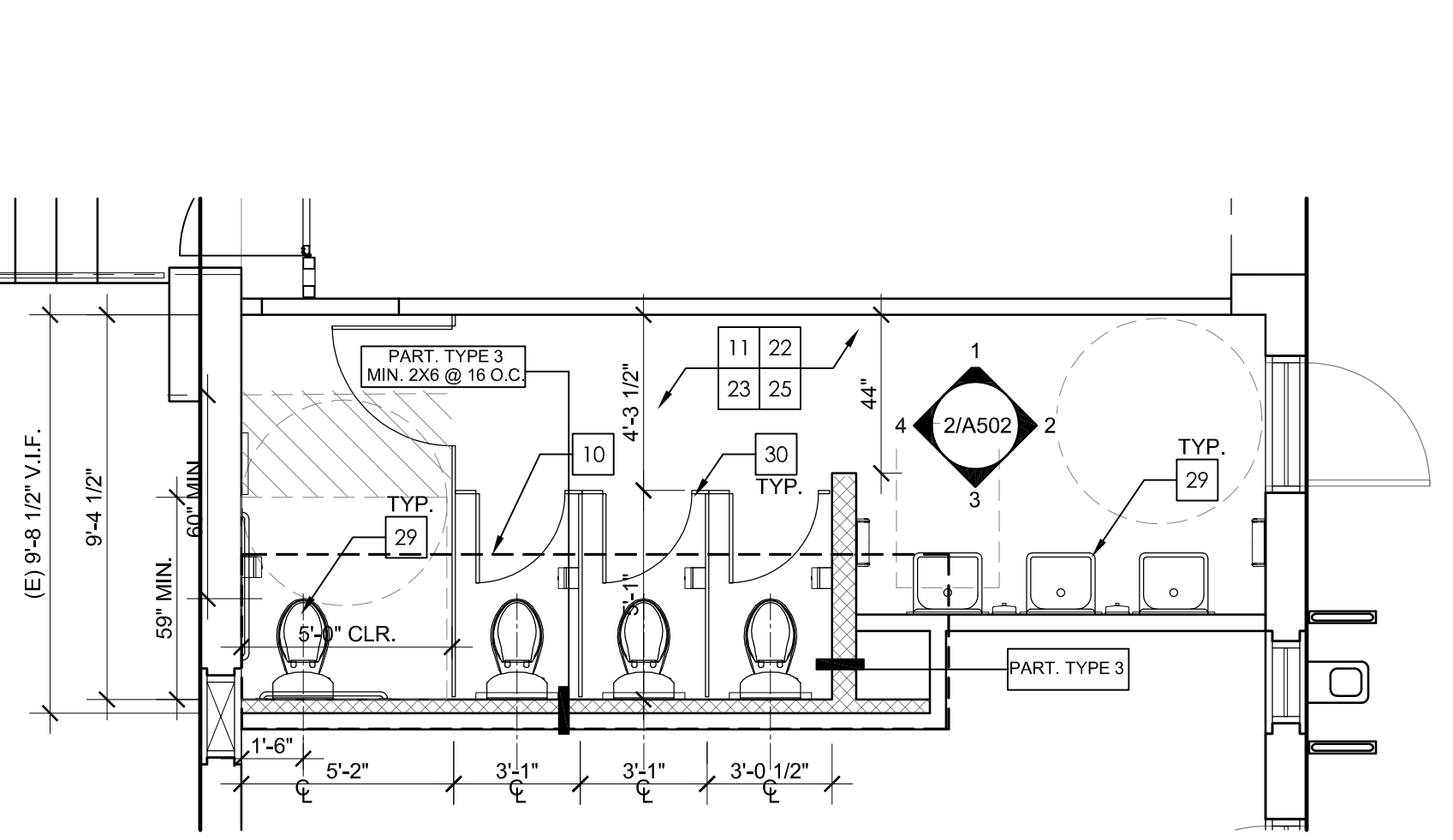
ENLARGED RESTROOM A25 & A26 - STAFF_DEMO 6
1/4" = 1'-0"



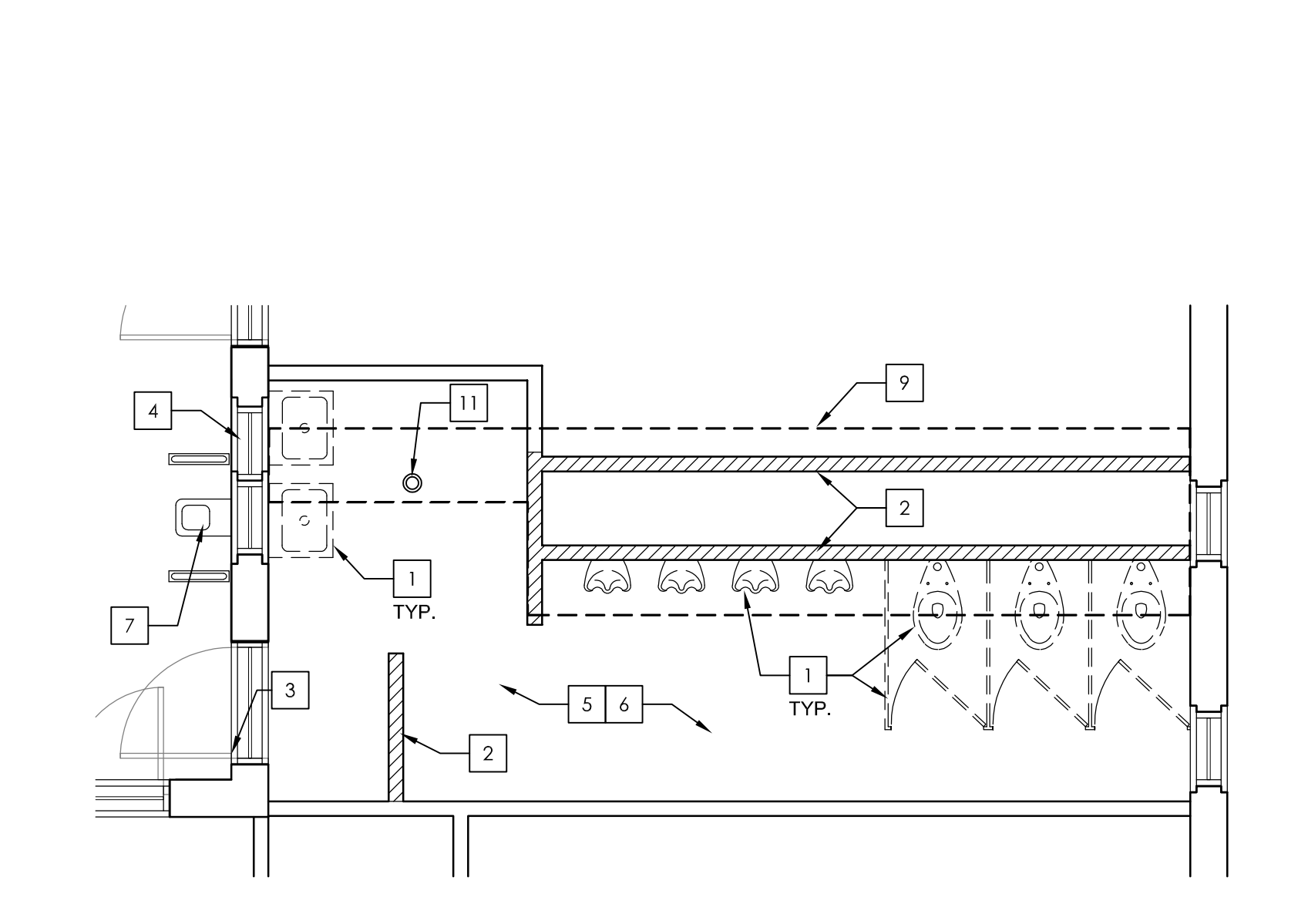
ENLARGED RESTROOM A25 & A26 - STAFF 5
1/4" = 1'-0"



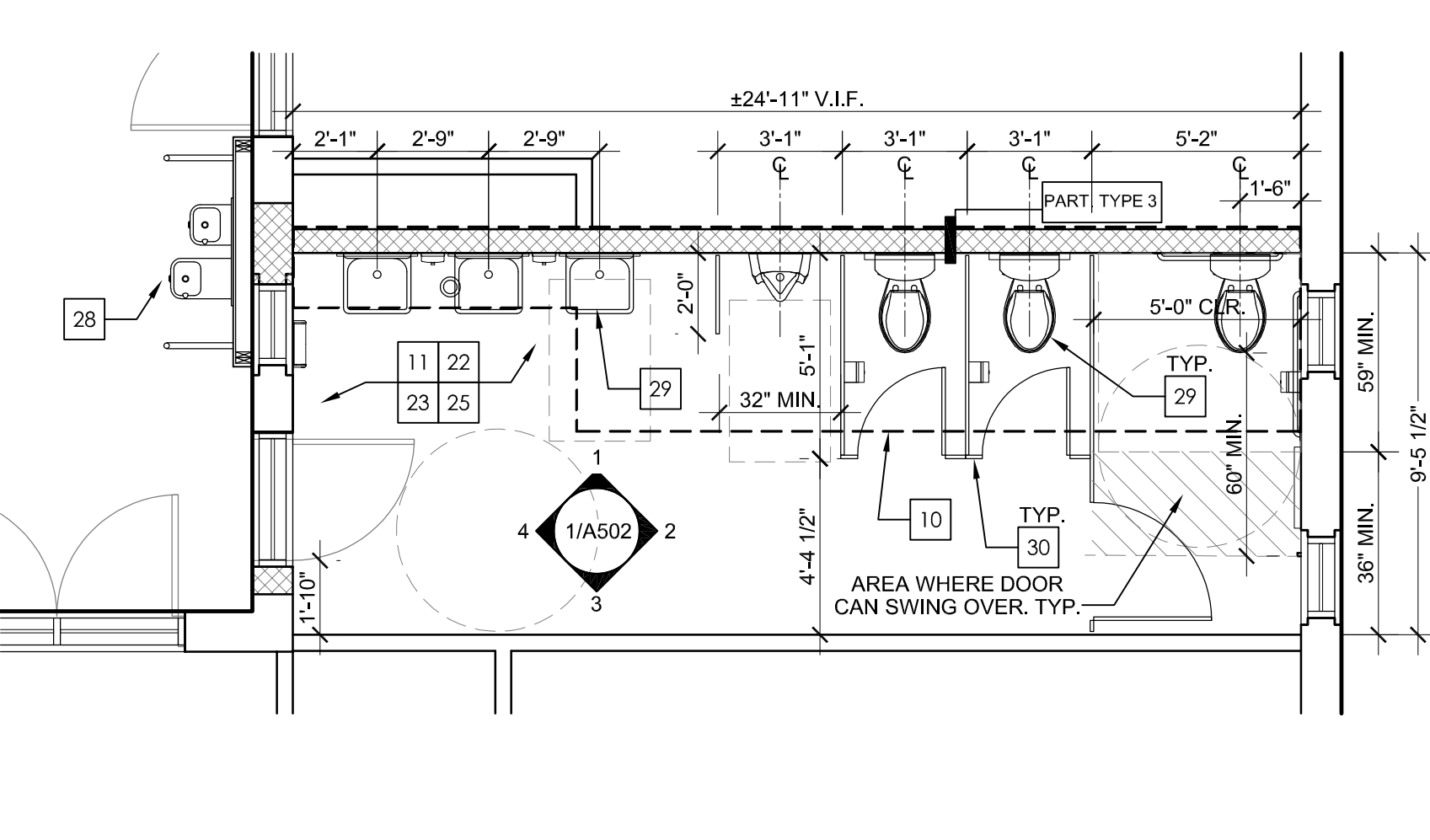
ENLARGED RESTROOM A37 - GIRLS_DEMO 4
1/4" = 1'-0"



ENLARGED RESTROOM A37 - GIRLS 3
1/4" = 1'-0"



ENLARGED RESTROOM A20 - BOYS_DEMO 2
1/4" = 1'-0"



ENLARGED RESTROOM A20 - BOYS 1
1/4" = 1'-0"

LEGEND

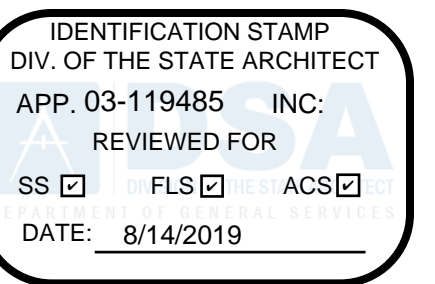
- (E) WALLS TO REMAIN
- (E) WALLS TO BE REMOVED
- (E) TOILET ITEMS TO BE REMOVED
- (N) WALLS/PARTITIONS - SEE SHEET A661

GENERAL NOTES


1. CONTRACTOR SHALL FIELD VERIFY ALL EXISTING DIMENSIONS AND CONDITIONS, AND NOTIFY ARCHITECT OF ANY CONFLICTS/ DISCREPANCIES
2. ALL ABANDONED PLUMBING LINES, ELECTRICAL, CONDUIT OR BOXES, A/C DUCTS OR DIFFUSERS AND TELEPHONE CABLES SHALL BE REMOVED BACK TO CLOSEST FEEDER POINT, AND PROPERLY CAPPED, SEALED, ETC.
3. ALL FLOORS SHALL BE PATCHED & LEVELED PRIOR TO INSTALLATION OF FINISH FLOORING. SLOPE TO DRAIN IN RESTROOM SHALL NOT EXCEED 2%.
4. SEE SHEET G124 FOR ACCESSIBILITY NOTES, CLEARANCE AND MOUNTING HEIGHTS REQUIREMENTS, PROVIDE BACKING AS REQUIRED.
5. SEE SHEET A661 FOR WALL TYPES AND WALL DETAILS.
6. PROVIDE RESTROOM SIGNAGE PER 23/G123.

KEYNOTES
(APPLY AS REFERENCED)

- 1 DEMO (E) TOILET FIXTURE, PARTITION, AND ACCESSORIES
- 2 DEMO (E) NON-BEARING WALL
- 3 DEMO (E) DOOR, FRAME, THRESHOLD & HARDWARE
- 4 DEMO EXISTING WINDOW - INFILL WITH DRYWALL TO MATCH EXISTING WALL
- 5 DEMO (E) FINISH FLOORING & BASE
- 6 DEMO (E) TILE WAINSCOT & WALL FINISH TO FRAMING
- 7 DEMO (E) DRINKING FOUNTAIN
- 8 DEMO PORTION OF (E) CASEWORK, SINK AND ACCESSORIES FOR NEW WALL
- 9 AREA OF EXISTING SLAB ON GRADE TO BE REMOVED
- 10 AREA OF SLAB ON GRADE PATCH BACK PER DETAIL 25/A661
- 11 (E) FLOOR DRAIN TO REMAIN, CLEAR DRAIN LINE + 100 LF.
- 22 (N) CERAMIC TILE FLOORING & BASE
- 23 (N) CERAMIC TILE WAINSCOT
- 25 INSTALL (N) HOSE BIBB FIXTURE AT EXISTING LOCATION
- 28 (N) HI-LOW DRINKING FOUNTAIN, SEE DET. 5/G124
- 29 (N) TOILET FIXTURE
- 30 (N) TOILET PARTITION - SEE DETAIL 4/A661
- 31 (E) KITCHEN EQUIPMENT TO REMAIN
- 32 (E) ELECTRICAL PANEL TO REMAIN



155 S. Fair Oaks, 2nd Floor,
Pasadena California 91105
t 626.666.6906
f 626.666.3940
www.cannondesign.com



COPYRIGHT 2018
No part of the contents of this document may be reproduced or transmitted in any form or by any means without the written permission of CANNONDESIGN.



SOUND MITIGATION PROGRAM

OAK STREET ELEMENTARY SCHOOL
633 South Oak Street Inglewood, CA 90301

A PROJECT FOR:
INGLEWOOD UNIFIED SCHOOL DISTRICT

PROJECT NUMBER: 10292
A# 03-119485

DRAWN:

CHECKED:

ISSUE/REVISION:

8/21/2018 30% - SCHEMATIC DESIGN

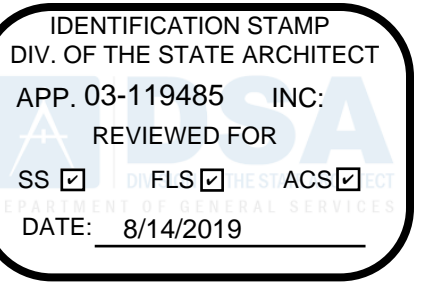
10/10/2018 50% CD SUBMITTAL

11/15/2018 100% CD - DSA SUBMITTAL


05/23/2019 DSA APPROVAL

ENLARGED RESTROOM PLANS

A501



155 S. Fair Oaks, 2nd Floor,
Pasadena California 91105
t 626.666.6906
f 626.666.3940
www.cannondesign.com



COPYRIGHT 2018
No part of the contents of this document may be reproduced or transmitted in any form or by any means without the written permission of CANNONDESIGN.



SOUND MITIGATION PROGRAM
OAK STREET ELEMENTARY SCHOOL
633 South Oak Street Inglewood, CA 90301
A PROJECT FOR:
INGLEWOOD UNIFIED SCHOOL DISTRICT

PROJECT NUMBER:
10292
A# 03-119485

DRAWN: _____
CHECKED: _____
ISSUE/REVISION:
8/21/2018 30% - SCHEMATIC DESIGN
10/10/2018 50% CD SUBMITTAL
11/15/2018 100% CD - DSA SUBMITTAL
05/23/2019 DSA APPROVAL

RESTROOM
INTERIOR ELEVATIONS

A502

LEGEND

CERAMIC TILE FINISH

FROSTED GLASS

GENERAL NOTES

- CONTRACTOR SHALL FIELD VERIFY ALL EXISTING DIMENSIONS AND CONDITIONS, AND NOTIFY ARCHITECT OF ANY CONFLICTS/ DISCREPANCIES
- ALL ABANDONED PLUMBING LINES, ELECTRICAL, CONDUIT OR BOXES, A/C DUCTS OR DIFFUSERS AND TELEPHONE CABLES SHALL BE REMOVED BACK TO CLOSEST FEEDER POINT, AND PROPERLY CAPPED, SEALED, ETC.
- ALL FLOORS SHALL BE PATCHED & LEVELED PRIOR TO INSTALLATION OF FINISH FLOORING. SLOPE TO DRAIN IN RESTROOM SHALL NOT EXCEED 2%.
- SEE SHEET G124 FOR ACCESSIBILITY NOTES, CLEARANCE AND MOUNTING HEIGHTS REQUIREMENTS, PROVIDE BACKING AS REQUIRED.

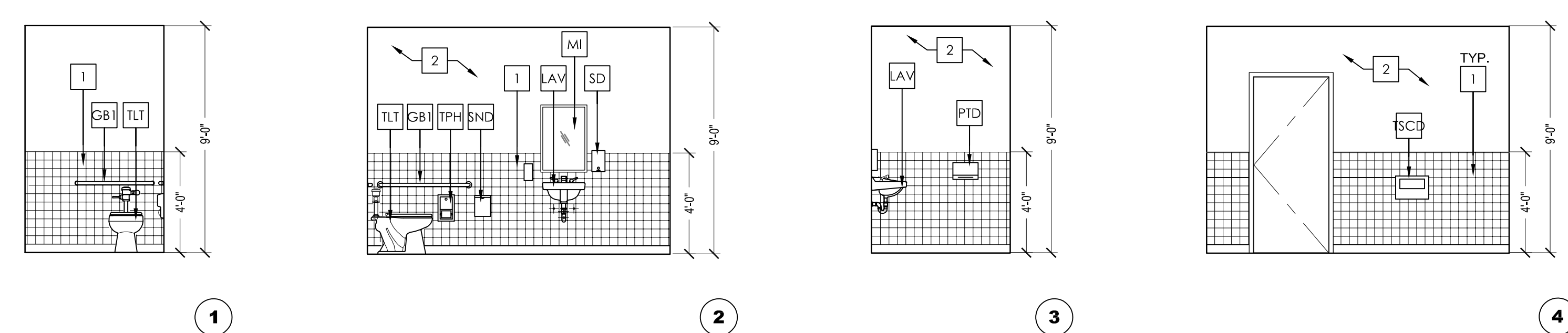
ACCESSORY SCHEDULE

GB1	GRAB BAR-HORIZONTAL 36", 1 1/4" DIA. SEE DET. 1/A661
GB2	GRAB BAR-HORIZONTAL 42"/48", 1 1/4" DIA. SEE DET. 1/A661
HD-1	SURFACE MOUNTED ELECTRIC HAND DRYER
LAV	LAVATORY
MI	MIRROR WITH STAINLESS STEEL CHANNEL FRAME & SHELF 40" TO BOTTOM OF REFLECTIVE SURFACE OF MIRROR
PTD	SURFACE MOUNTED PAPER TOWEL DISPENSER
SD	SURFACE MOUNTED SOAP DISPENSER
TLT	TOILET
TSCD	SURFACE MOUNTED SEAT COVER DISPENSER
TPH	SURFACE MOUNTED TOILET TISSUE DISPENSER
TS	TOILET PARTITION W/ BACKING. SEE DET. 4/A661
WR	RECESSED WASTE RECEPTACLE. SEE DET. 2/A661
UR	URINAL
SND	SURFACE MOUNTED SANITARY NAPKIN DISPENSER

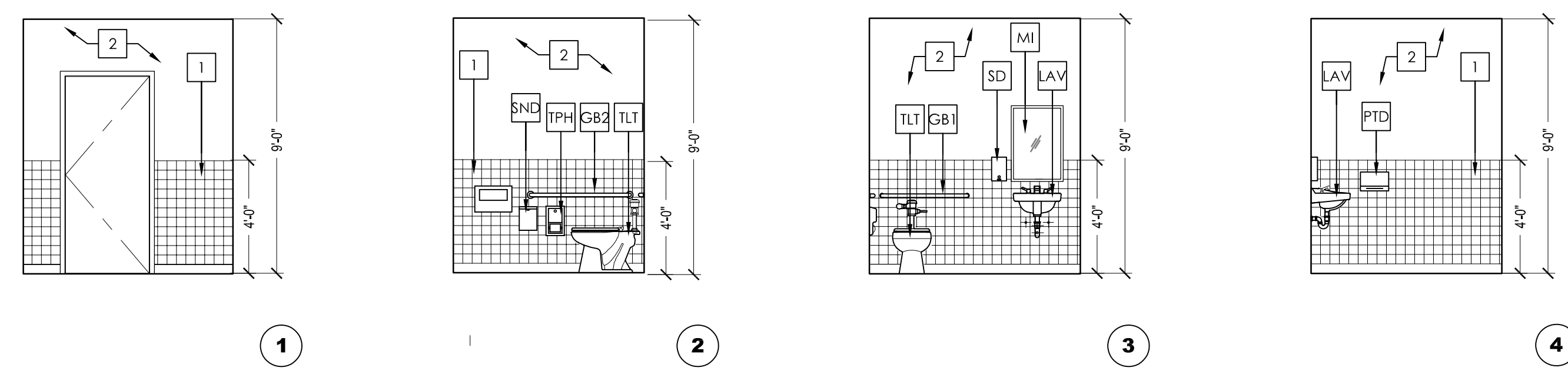
KEYNOTES
(APPLY AS REFERENCED)

1	(N) CERAMIC TILE WAINSCOT - SEE DETAIL 6/A661.
2	GYP. WALLBOARD W/ FINISH PAINT. SEE FINISH SCHEDULE ON SHEET A801.

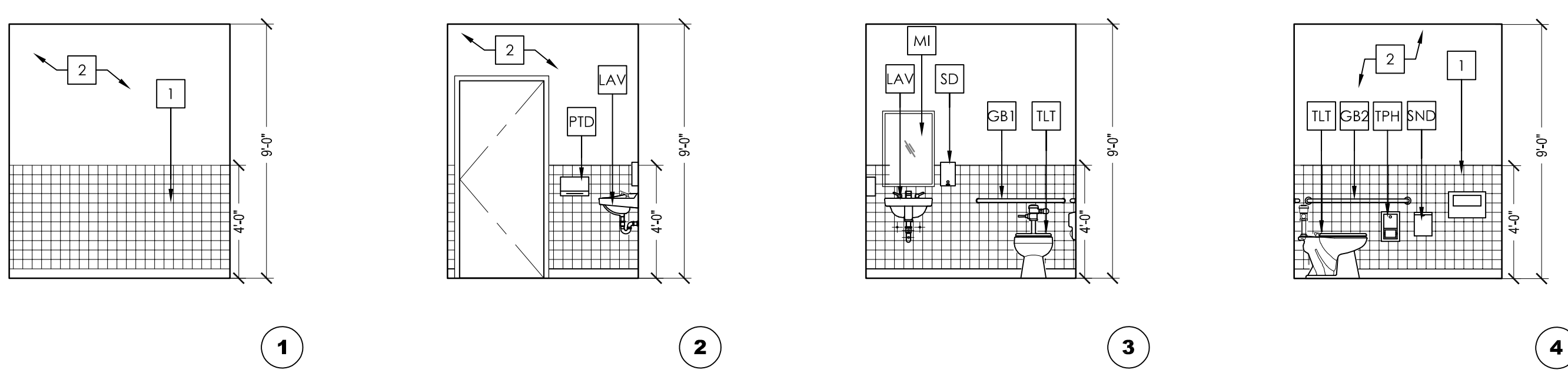
RESTROOM A33 - NURSE
1/4" = 1'-0" **5**



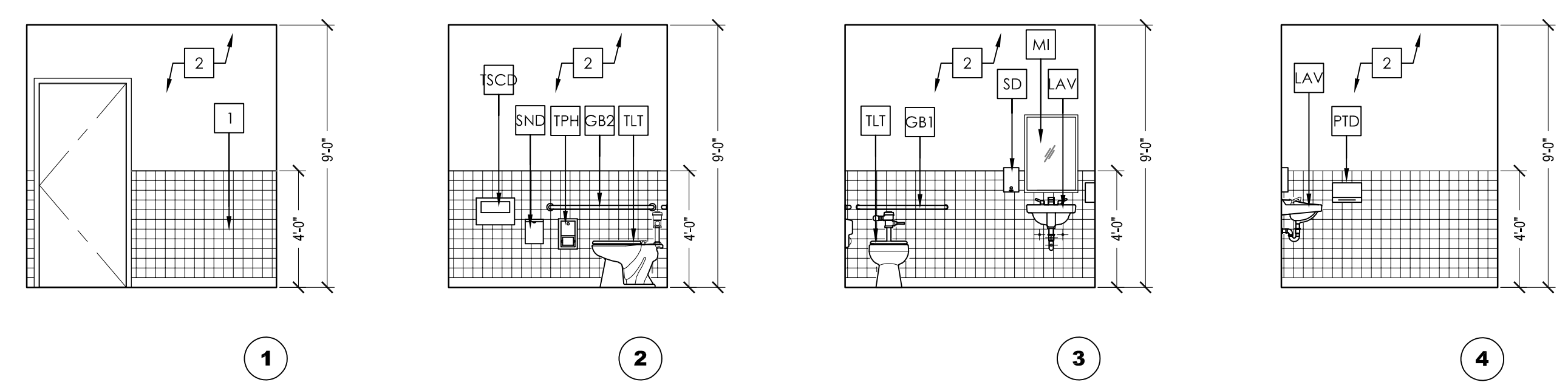
RESTROOM A26 - STAFF
1/4" = 1'-0" **4**



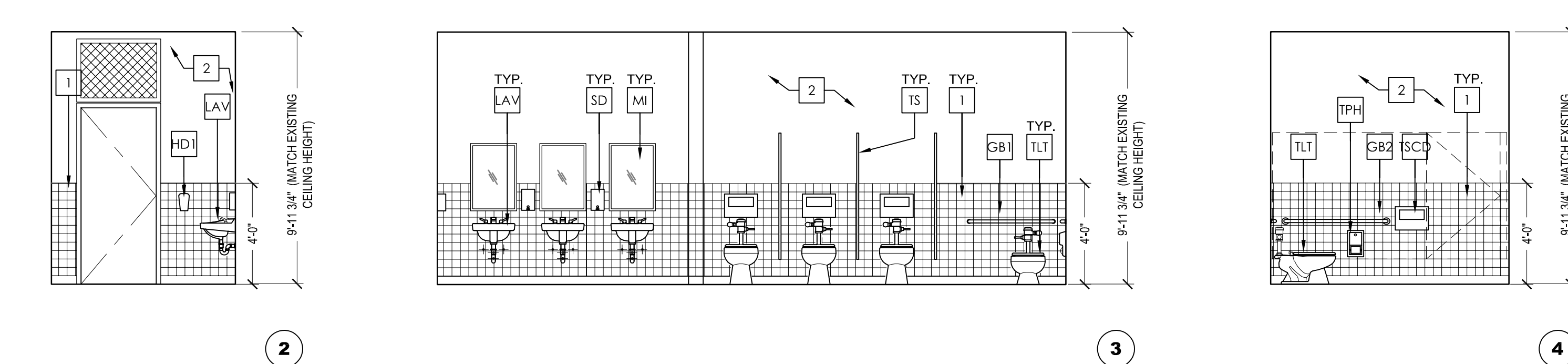
RESTROOM A25 - STAFF
1/4" = 1'-0" **3**



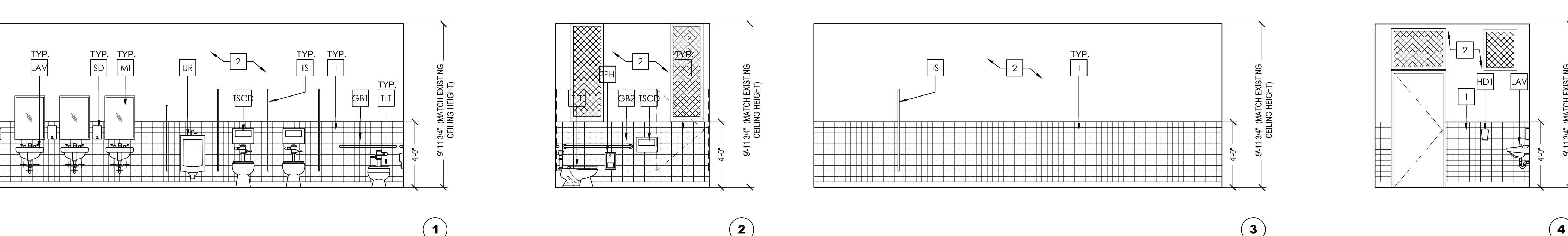
RESTROOM C11 - STAFF
1/4" = 1'-0" **6**

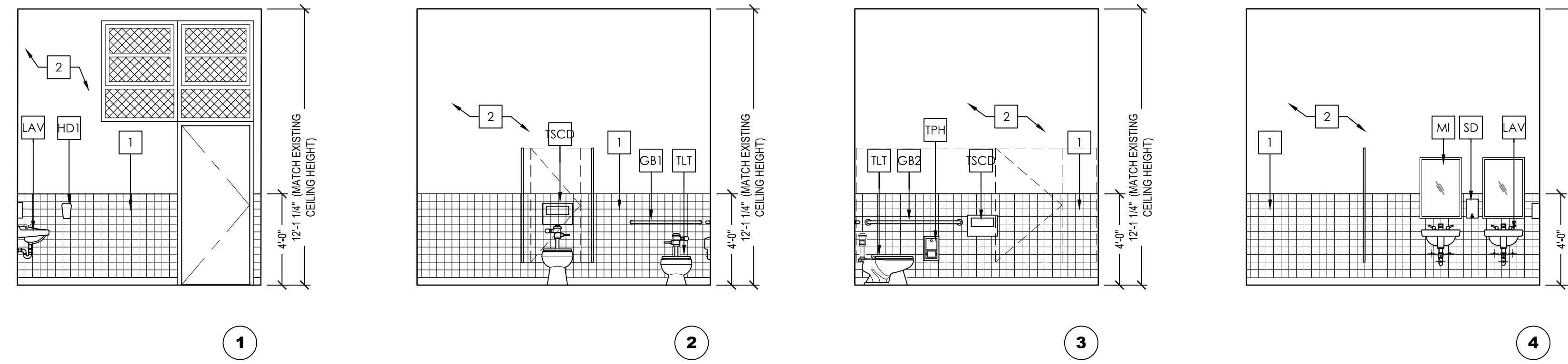


RESTROOM A37 - GIRLS
1/4" = 1'-0" **2**

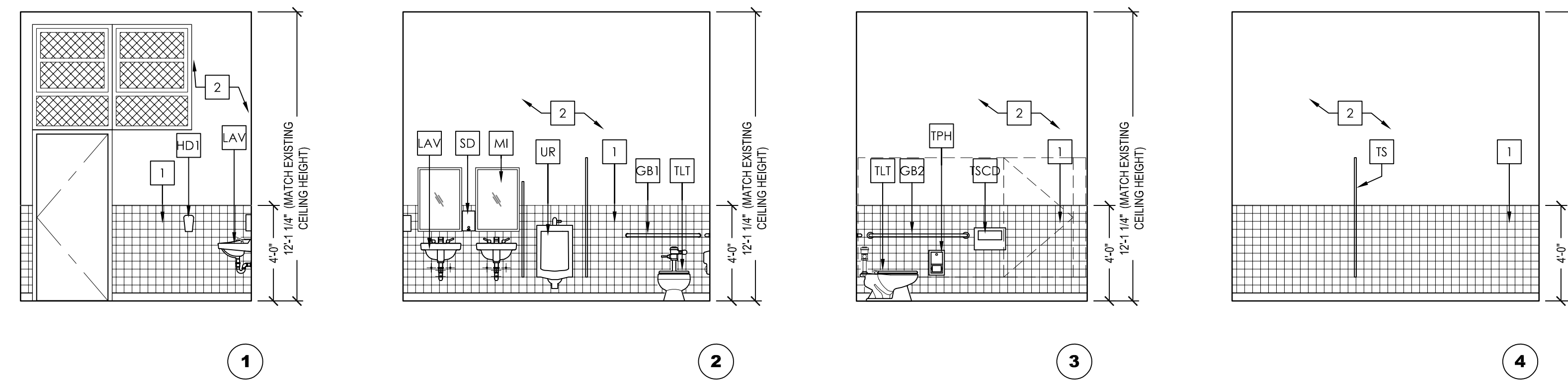


RESTROOM A20 - BOYS
1/4" = 1'-0" **1**

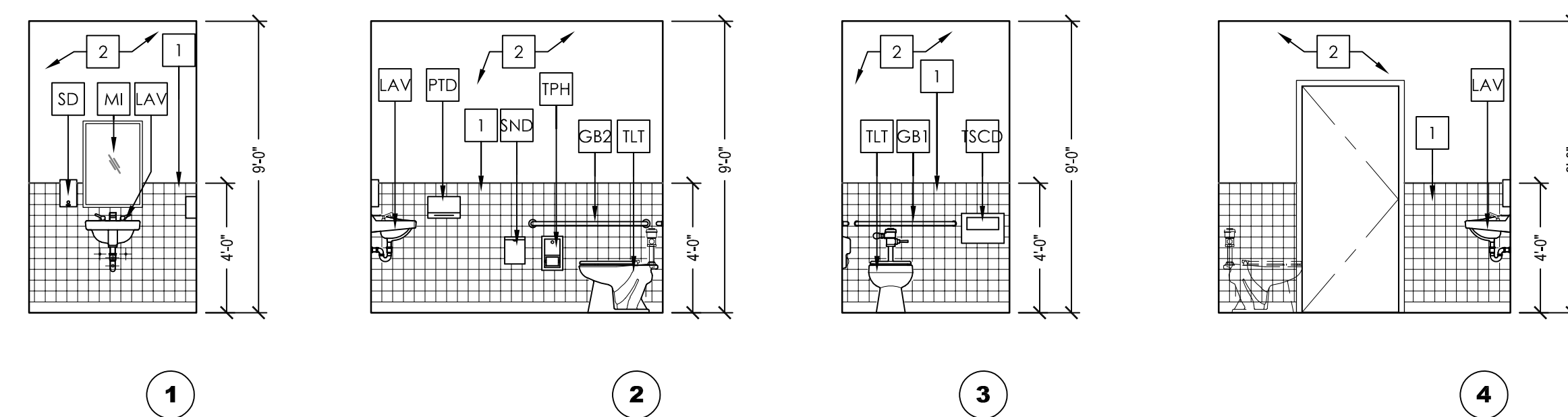




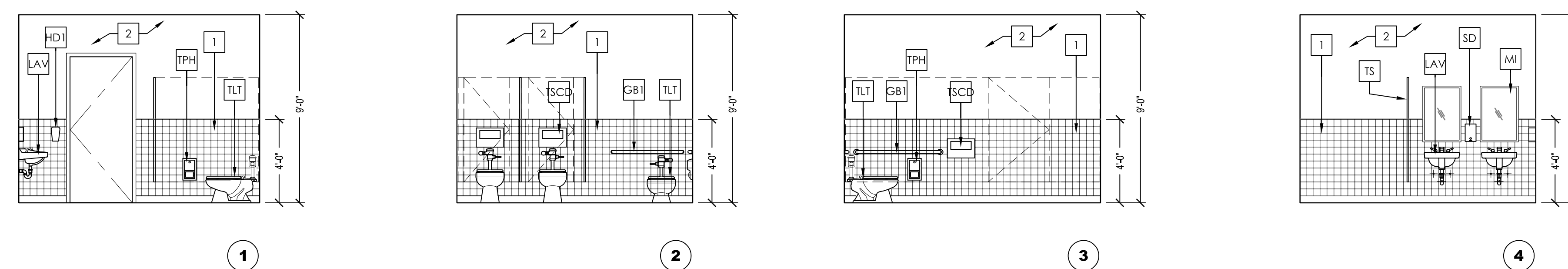
RESTROOM C6 - GIRLS
1/4" = 1'-0" **5**



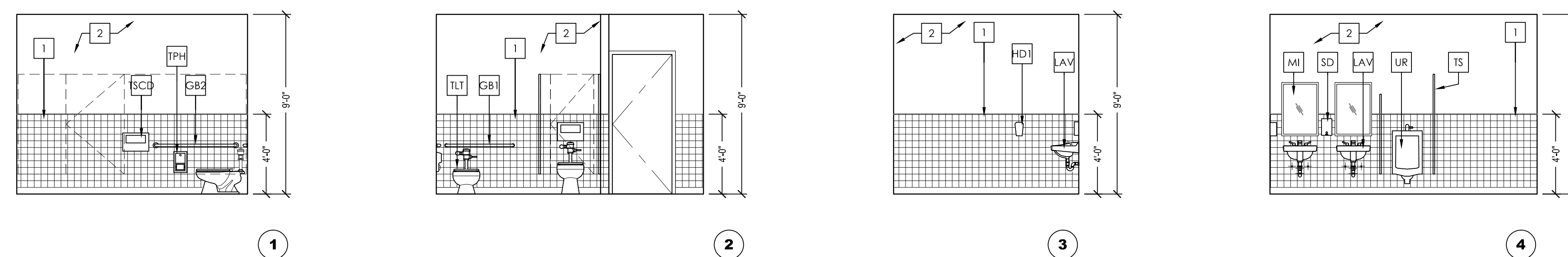
RESTROOM C5 - BOYS
1/4" = 1'-0" **4**



RESTROOM B15 - STAFF
1/4" = 1'-0" **3**

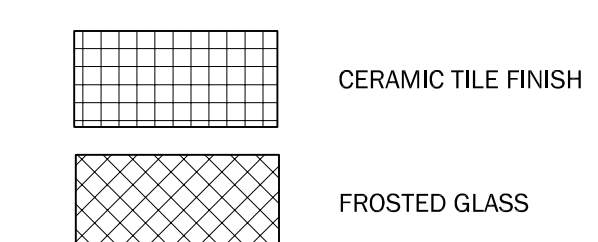


RESTROOM B14 - GIRLS
1/4" = 1'-0" **2**



RESTROOM B13 - BOYS
1/4" = 1'-0" **1**

LEGEND



GENERAL NOTES

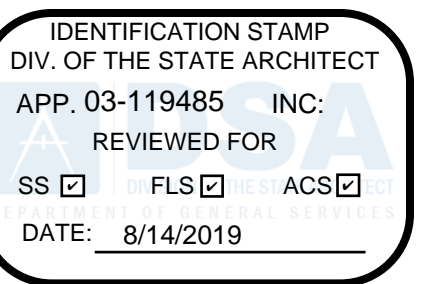
- CONTRACTOR SHALL FIELD VERIFY ALL EXISTING DIMENSIONS AND CONDITIONS, AND NOTIFY ARCHITECT OF ANY CONFLICTS/ DISCREPANCIES
- ALL ABANDONED PLUMBING LINES, ELECTRICAL, CONDUIT OR BOXES, A/C DUCTS OR DIFFUSERS AND TELEPHONE CABLES SHALL BE REMOVED BACK TO CLOSEST FEEDER POINT, AND PROPERLY CAPPED, SEALED, ETC.
- ALL FLOORS SHALL BE PATCHED & LEVELED PRIOR TO INSTALLATION OF FINISH FLOORING. SLOPE TO DRAIN IN RESTROOM SHALL NOT EXCEED 2%.
- SEE SHEET G124 FOR ACCESSIBILITY NOTES, CLEARANCE AND MOUNTING HEIGHTS REQUIREMENTS, PROVIDE BACKING AS REQUIRED.

ACCESSORY SCHEDULE


GB1	GRAB BAR-HORIZONTAL 36", 1 1/4" DIA. SEE DET. 1/A661
GB2	GRAB BAR-HORIZONTAL 42"/48", 1 1/4" DIA. SEE DET. 1/A661
HD1	SURFACE MOUNTED ELECTRIC HAND DRYER
LAV	LAVATORY
MI	MIRROR WITH STAINLESS STEEL CHANNEL FRAME & SHELF 40" TO BOTTOM OF REFLECTIVE SURFACE OF MIRROR
PTD	SURFACE MOUNTED PAPER TOWEL DISPENSER
SD	SURFACE MOUNTED SOAP DISPENSER
TLT	TOILET
TSCD	SURFACE MOUNTED SEAT COVER DISPENSER
TPH	SURFACE MOUNTED TOILET TISSUE DISPENSER
TS	TOILET PARTITION W/ BACKING. SEE DET. 4/A661
WR	NOT USED.
UR	URINAL
SND	SURFACE MOUNTED SANITARY NAPKIN DISPENSER

KEYNOTES
(APPLY AS REFERENCED)

- | | |
|---|--|
| 1 | (N) CERAMIC TILE WAINSCOT - SEE DETAIL 6/A661. |
| 2 | GYP. WALLBOARD W/ FINISH PAINT - SEE FINISH SCHEDULE ON SHEET A801 |



CANNONDESIGN
155 S. Fair Oaks, 2nd Floor,
Pasadena California 91105
t 626.666.6906
f 626.666.3940
www.cannondesign.com



gkkworks
COPYRIGHT 2018
No part of the contents of this document may be reproduced or transmitted in any form or by any means without the written permission of CANNONDESIGN.



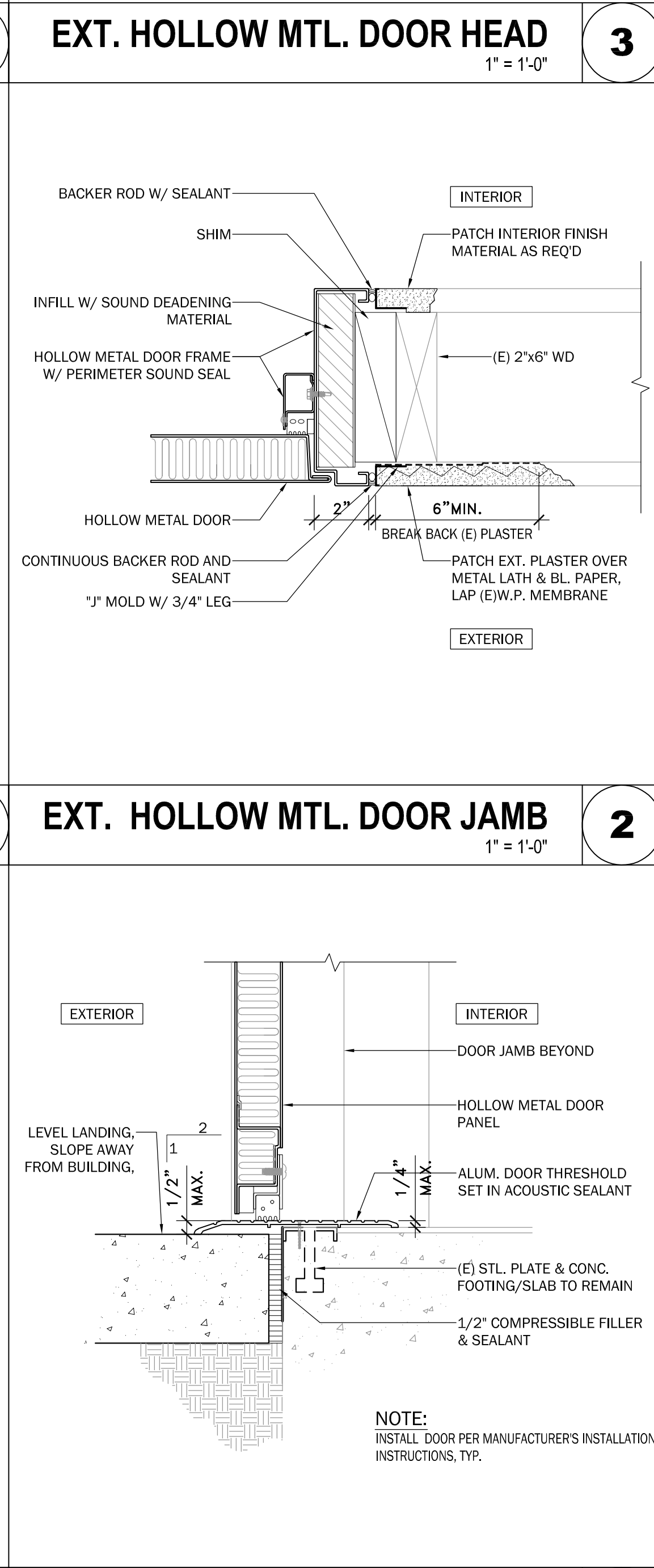
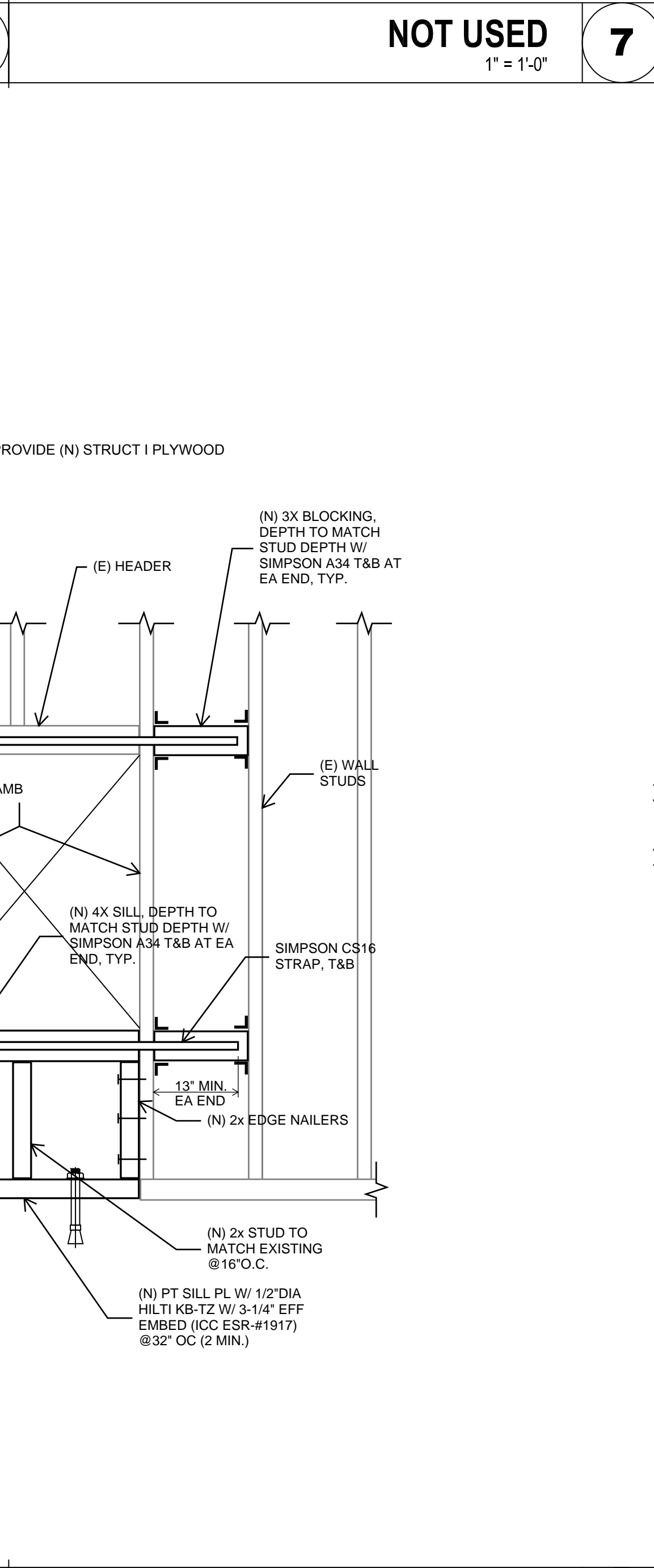
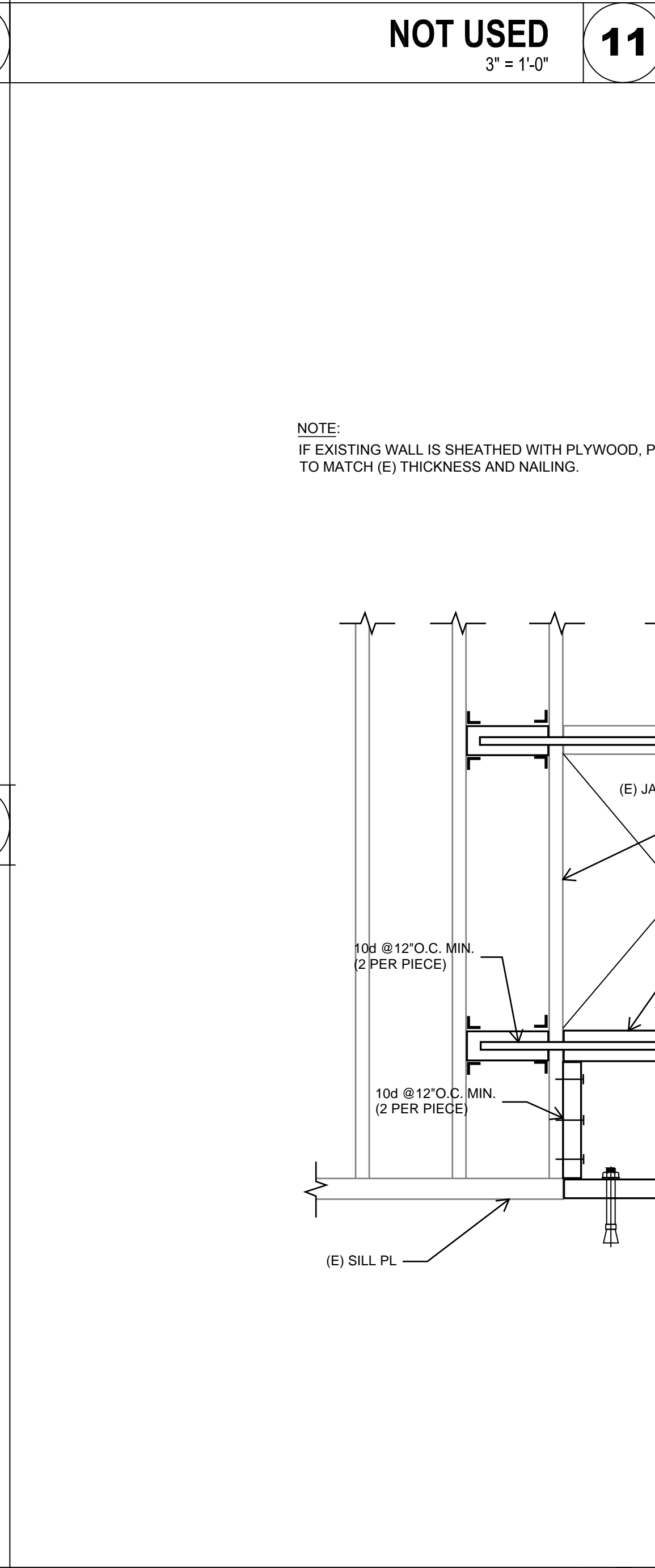
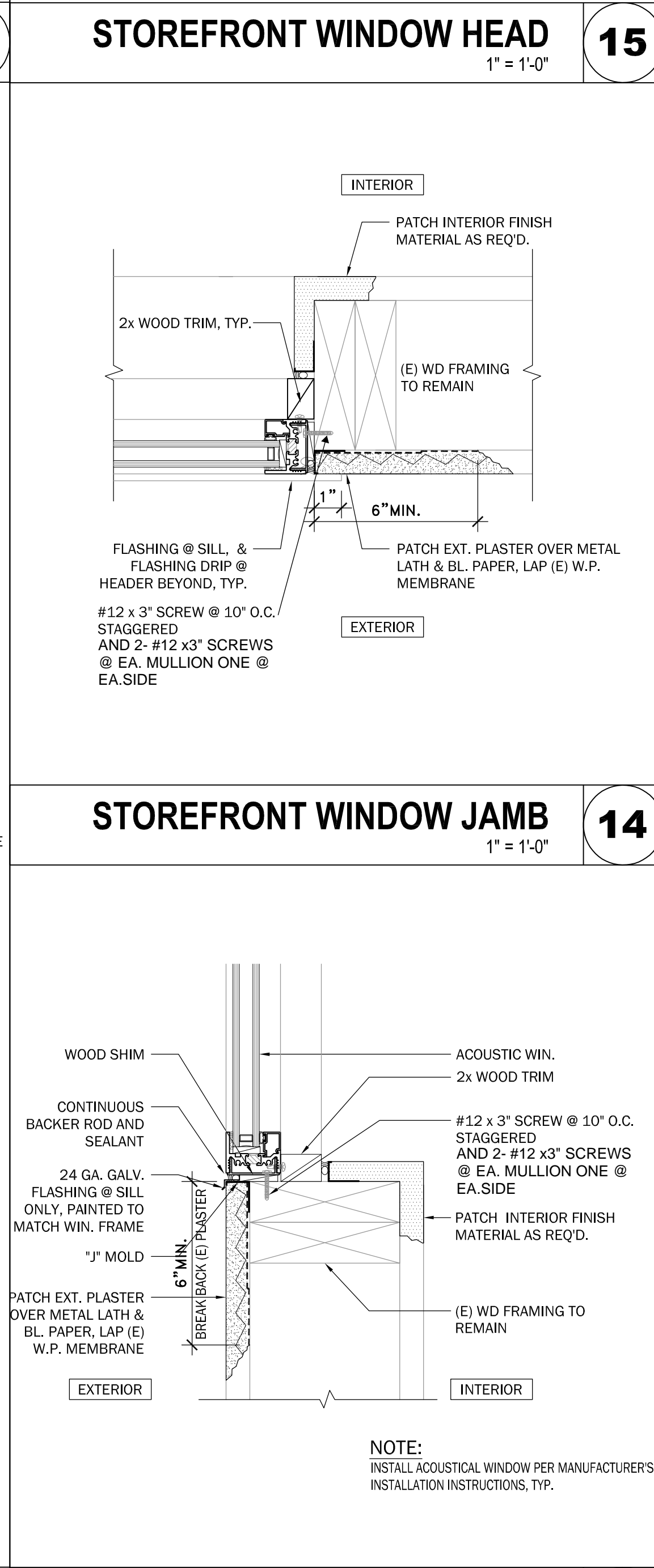
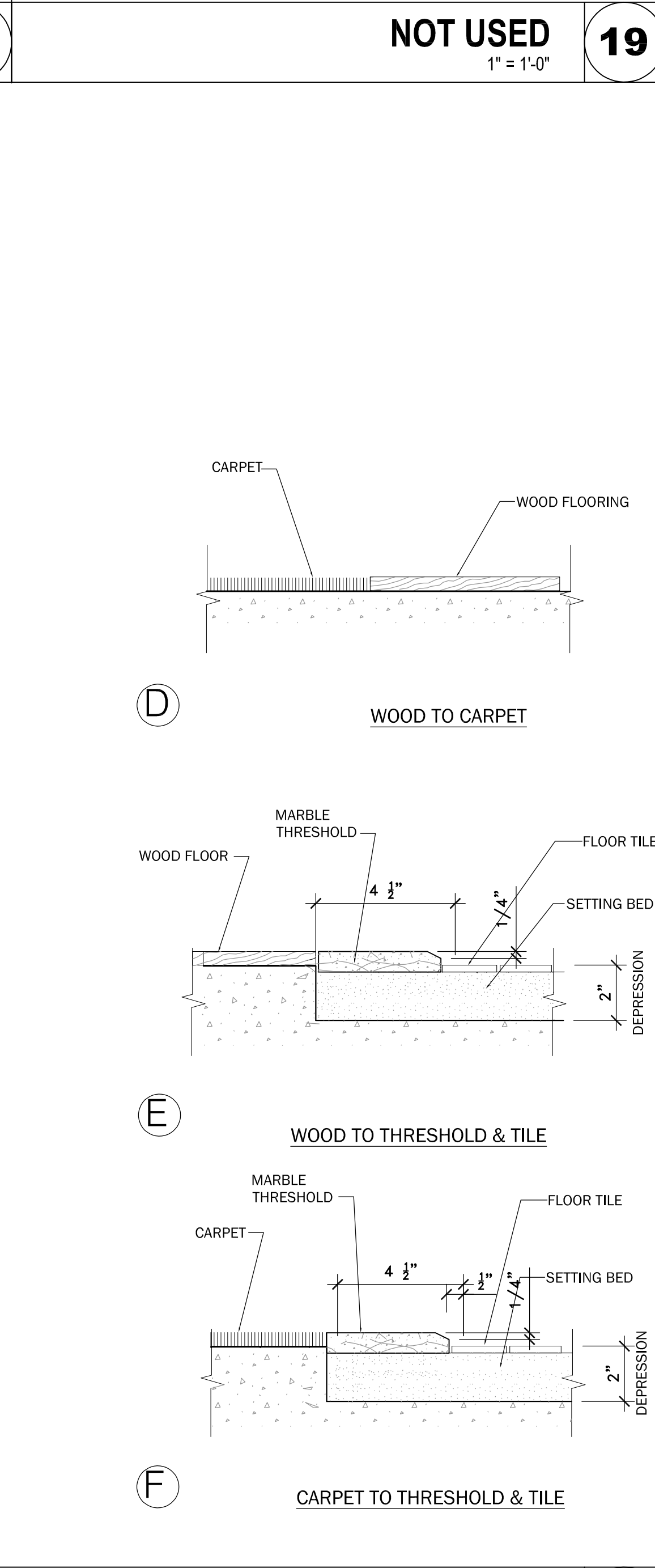
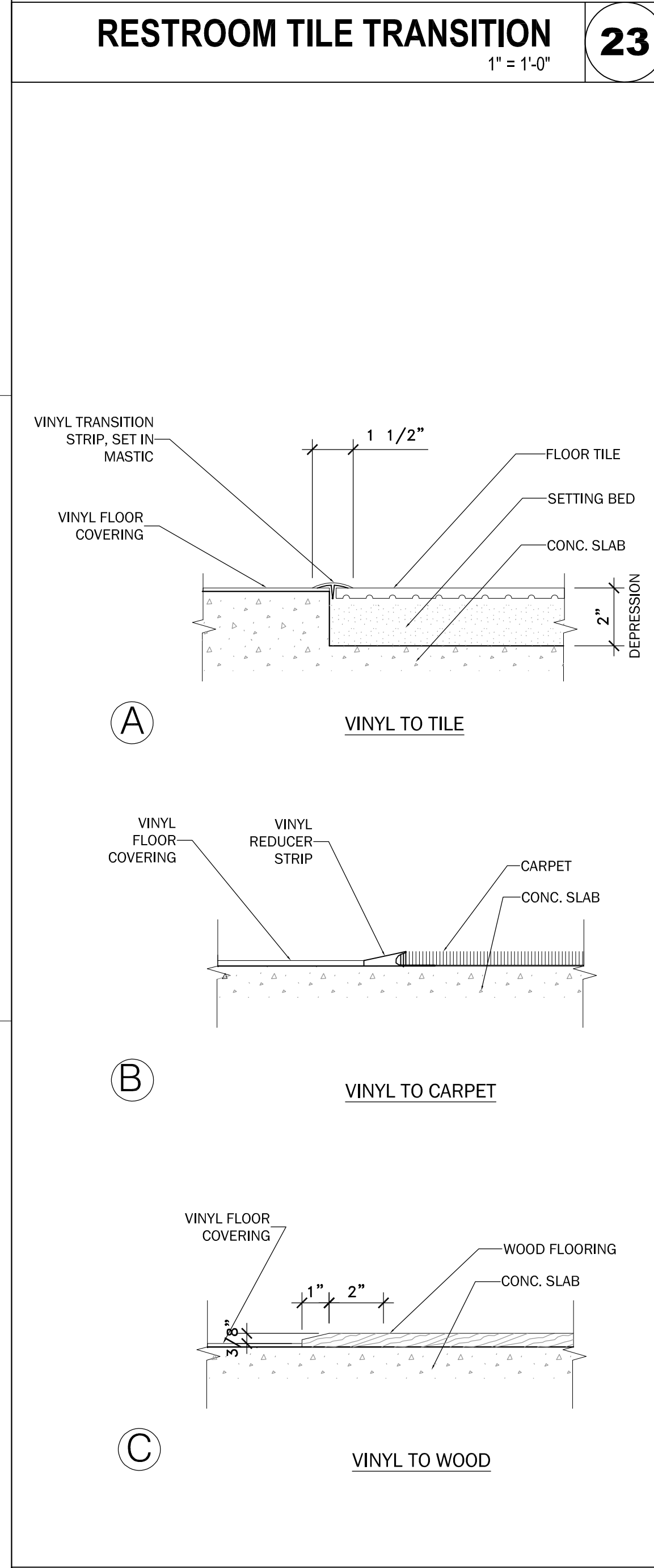
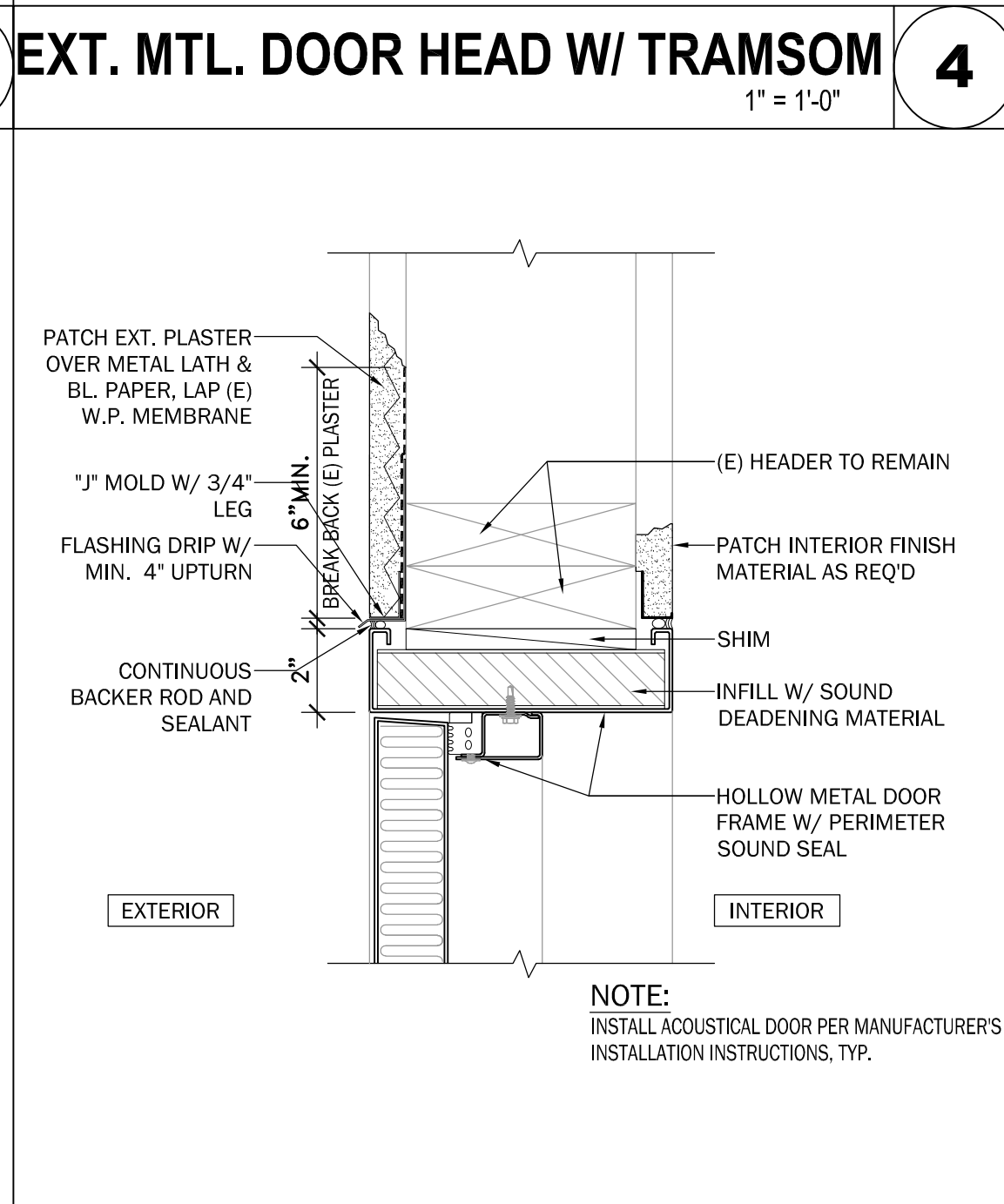


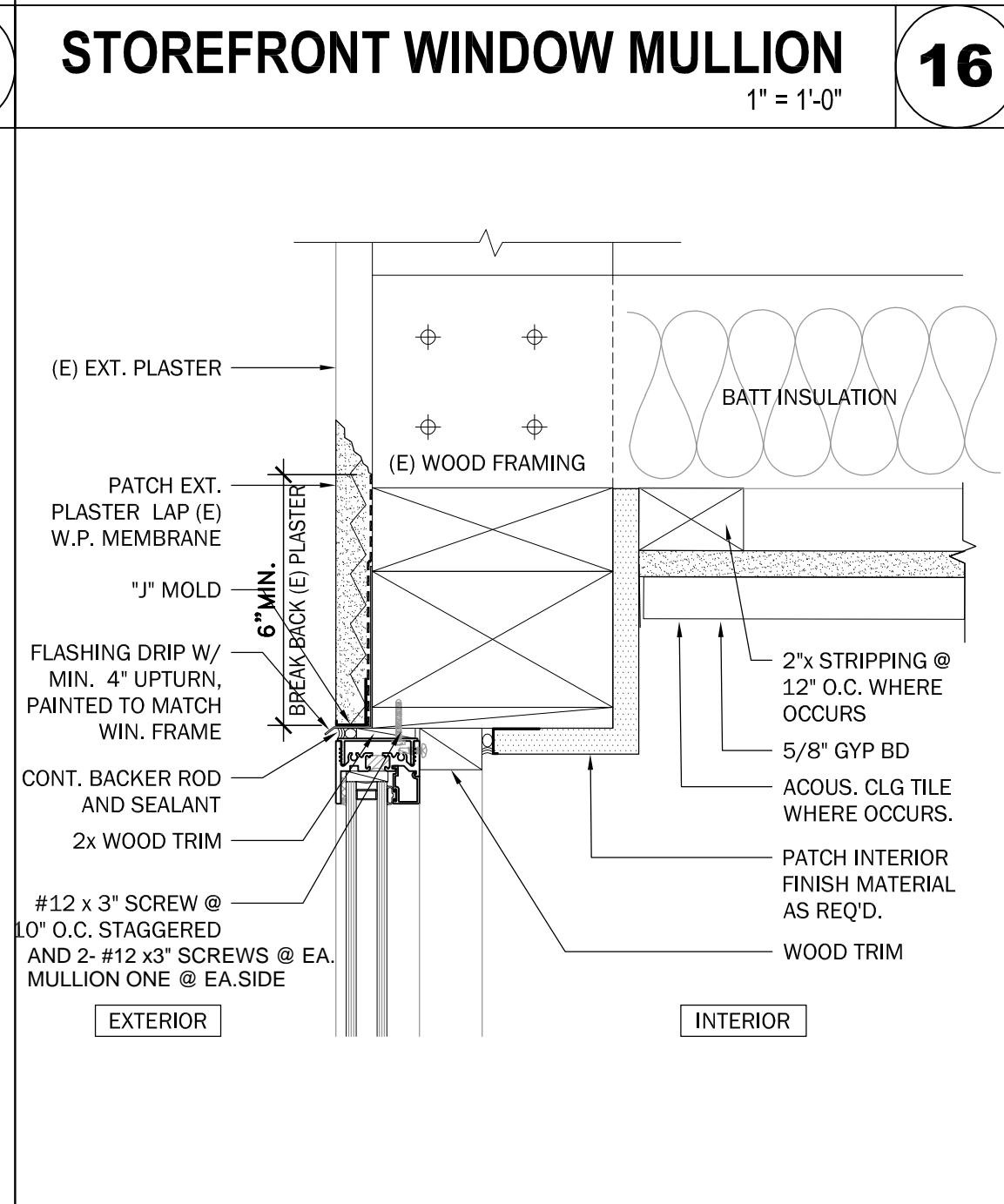

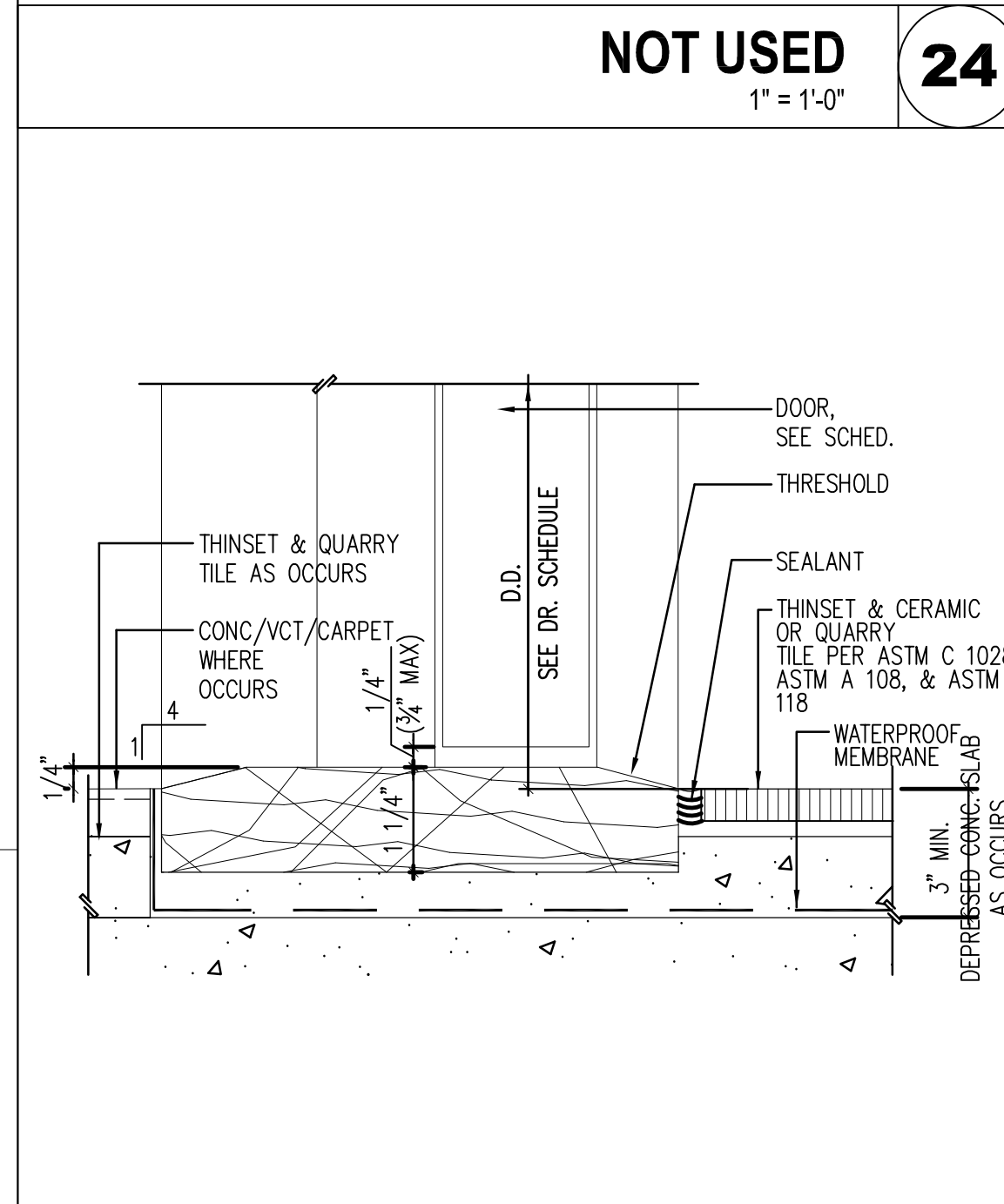
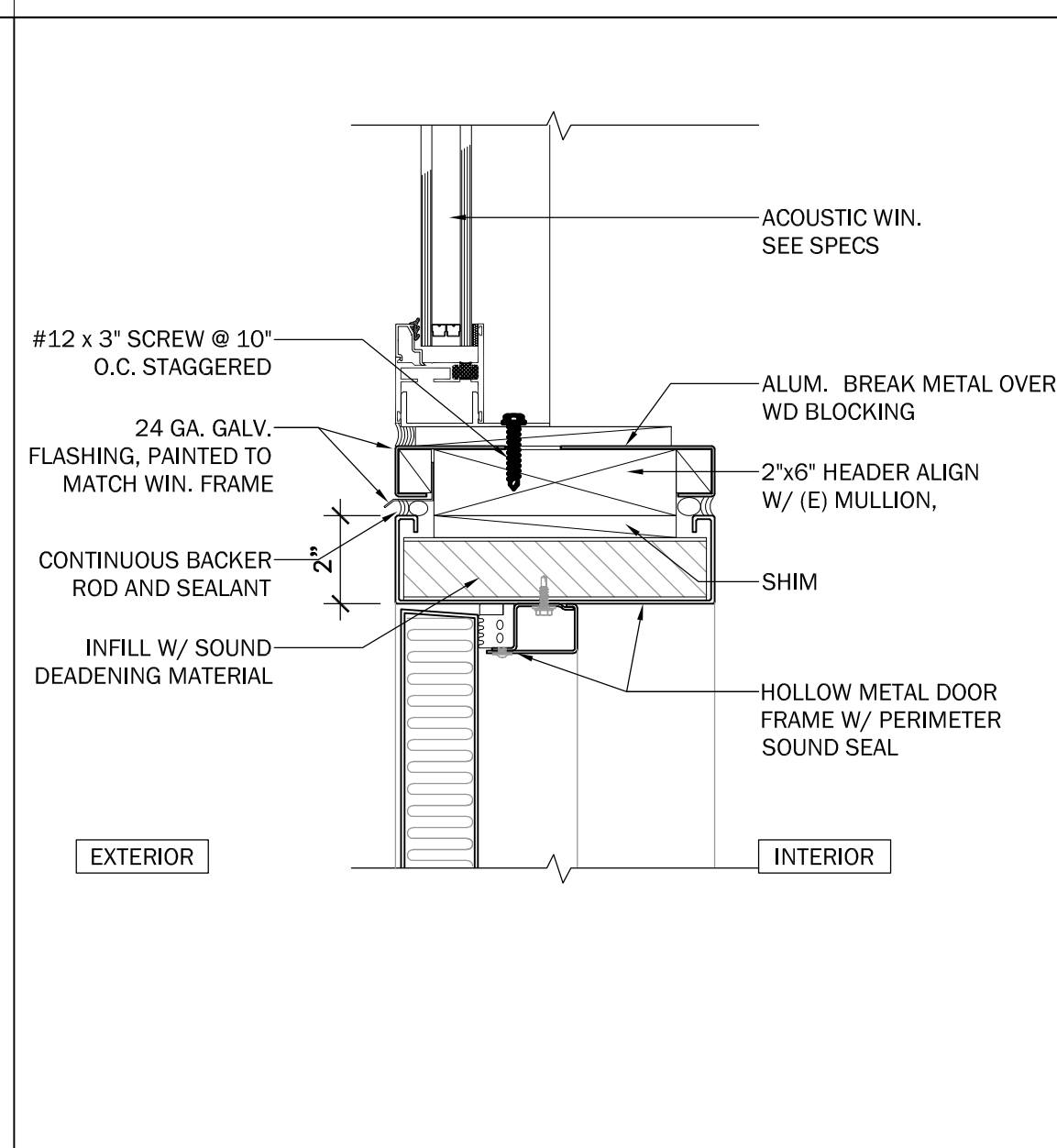


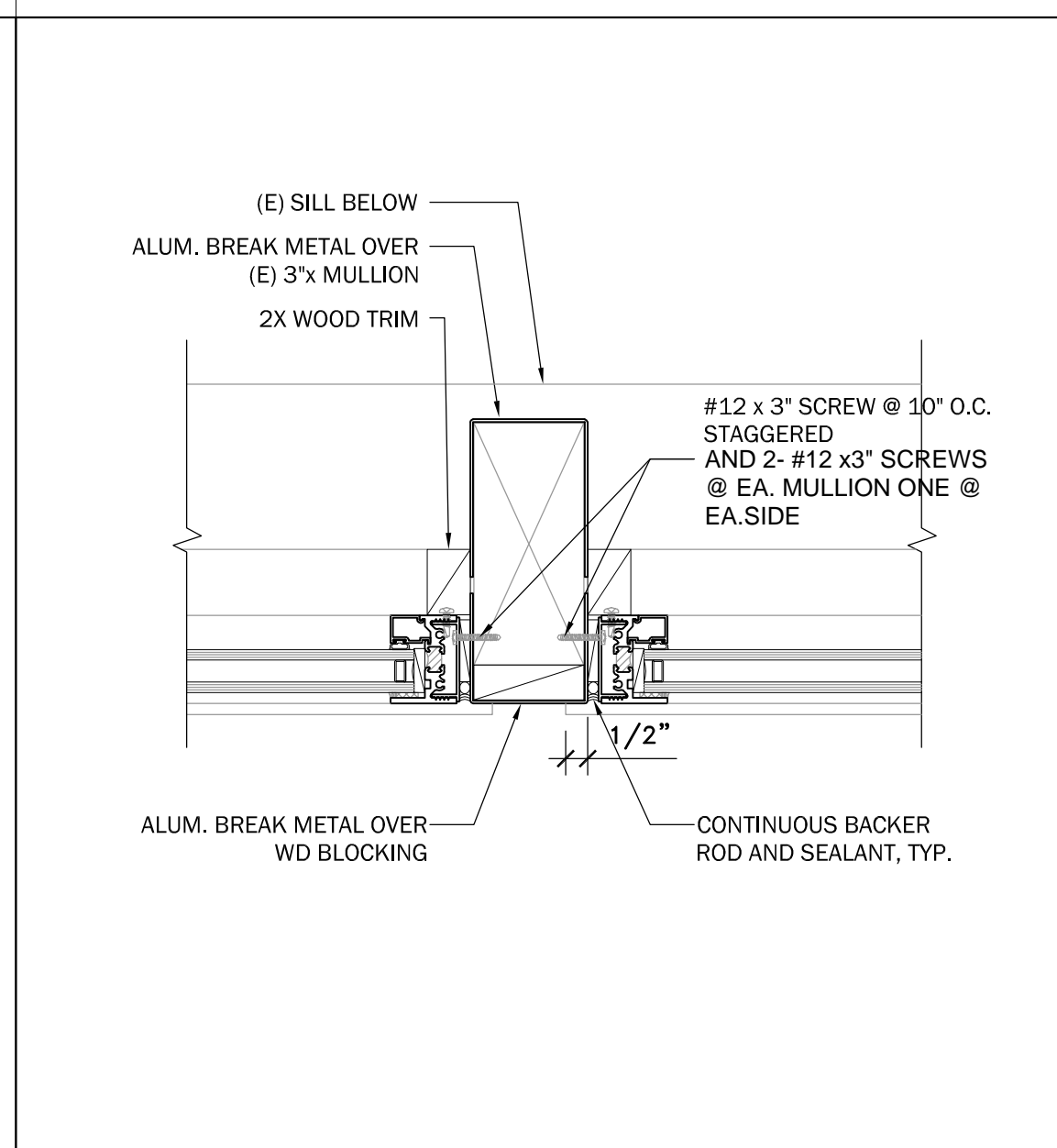
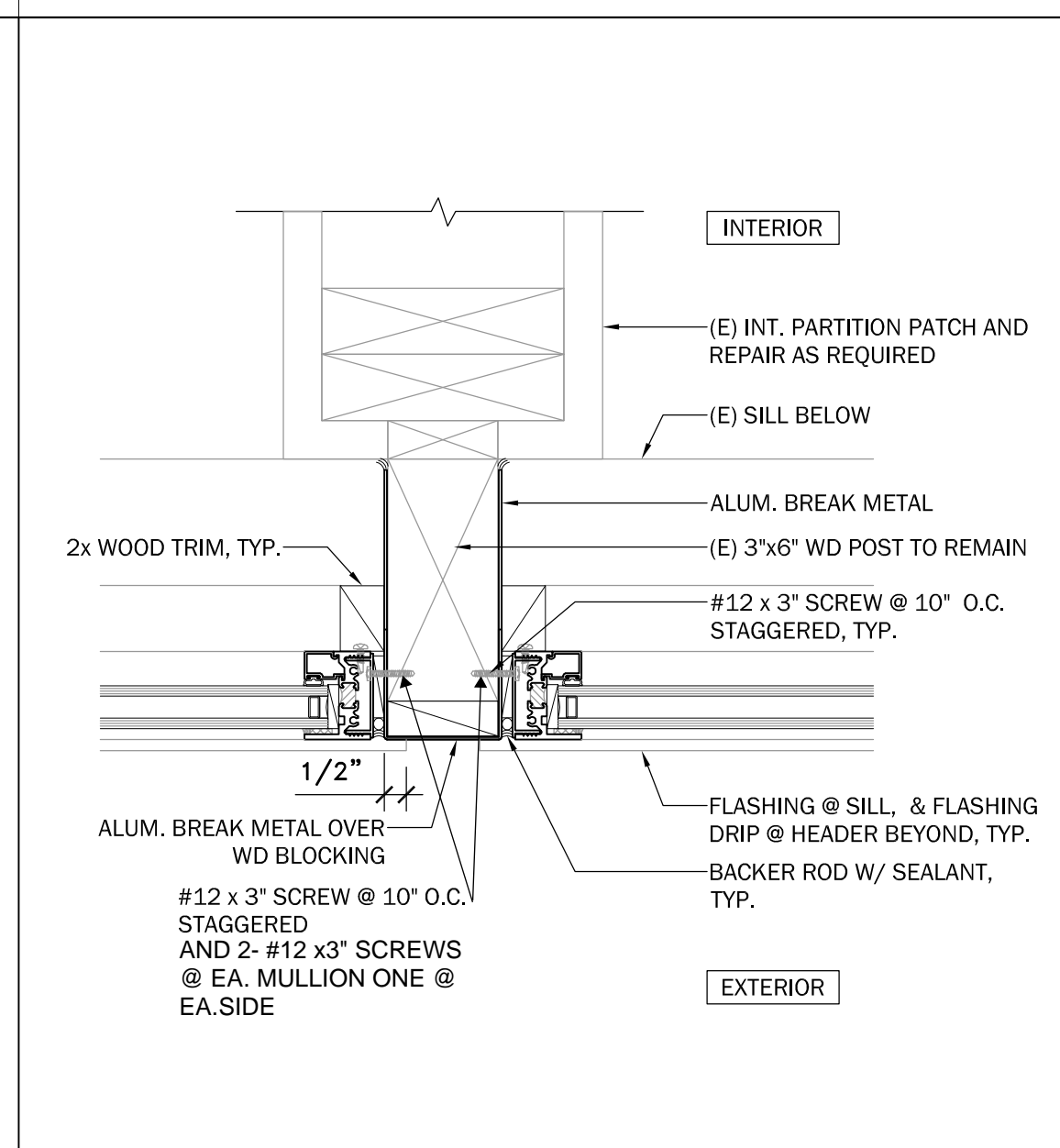
SOUND MITIGATION PROGRAM
OAK STREET ELEMENTARY SCHOOL
633 South Oak Street Inglewood, CA 90301
A PROJECT FOR:
INGLEWOOD UNIFIED SCHOOL DISTRICT

PROJECT NUMBER: **10292**
A# **03-119485**

DRAWN:	
CHECKED:	
ISSUE/REVISION:	
8/21/2018	30% - SCHEMATIC DESIGN
10/10/2018	50% CD SUBMITTAL
11/15/2018	100% CD - DSA SUBMITTAL
05/23/2019	DSA APPROVAL

RESTROOM INTERIOR ELEVATIONS

A503



IDENTIFICATION STAMP
DIV. OF THE STATE ARCHITECT
APP. 03-119485 INC.
REVIEWED FOR
SS [] FLS [] ACS []
DATE: 8/14/2019

CANNONDESIGN
155 S. Fair Oaks, 2nd Floor
Pasadena California 91105
t 626.666.6906
f 626.666.3940
www.cannondesign.com

gkkworks

LICENSED ARCHITECT
JAVAN NABLI
NO. C24035
REN. 73121
STATE OF CALIFORNIA

COPYRIGHT 2018
No part of the contents of this document may be reproduced or transmitted in any form or by any means without the written permission of CANNONDESIGN.

CORDOBA CORPORATION
633 South Oak Street Inglewood, CA 90301

SOUND MITIGATION PROGRAM

OAK STREET ELEMENTARY SCHOOL
633 South Oak Street Inglewood, CA 90301

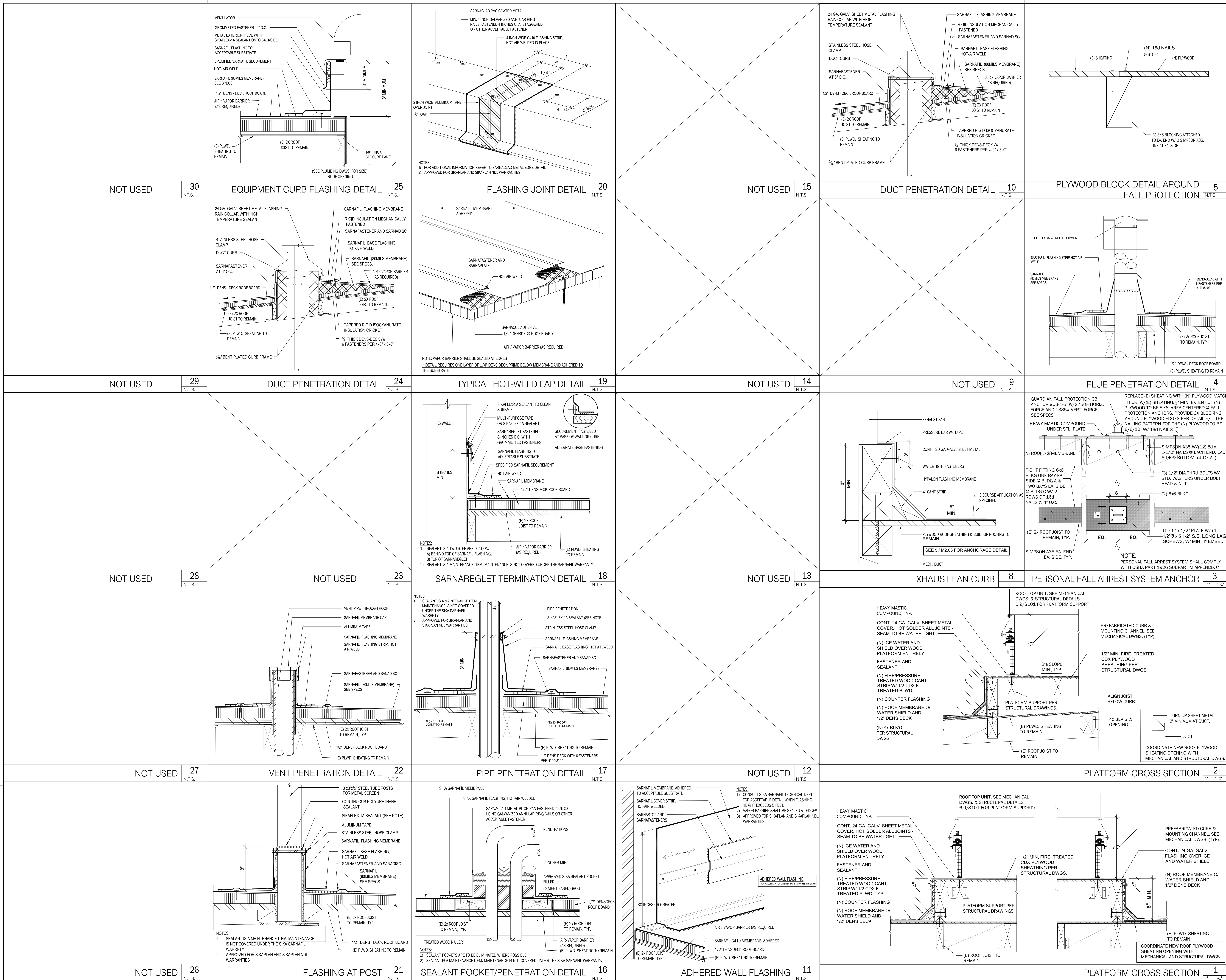
A PROJECT FOR:
INGLEWOOD UNIFIED SCHOOL DISTRICT

PROJECT NUMBER: 10292
A# 03-119485

DRAWN: _____
CHECKED: _____
ISSUE/REVISION:
8/21/2018 30% - SCHEMATIC DESIGN
10/10/2018 50% CD SUBMITTAL
11/15/2018 100% CD - DSA SUBMITTAL
05/23/2019 DSA APPROVAL

DOOR & WINDOW DETAILS

A601



IDENTIFICATION STAMP
 DIV. OF THE STATE ARCHITECT
 APP. 03-119485 INC.
 REVIEWED FOR
 SS FLS ACS
 DATE: 8/14/2019

CANNONDESIGN
 155 S. Fair Oaks, 2nd Floor,
 Pasadena California 91105
 t 626.666.6906
 f 626.666.3940
 www.cannondesign.com

gkkworks
 LICENSED ARCHITECT
 JAVAN NABLI
 NO. C24035
 REN. 7/31/21
 STATE OF CALIFORNIA

COPYRIGHT 2018
 No part of the contents of this document may be reproduced or transmitted in any form or by any means without the written permission of CANNONDESIGN.

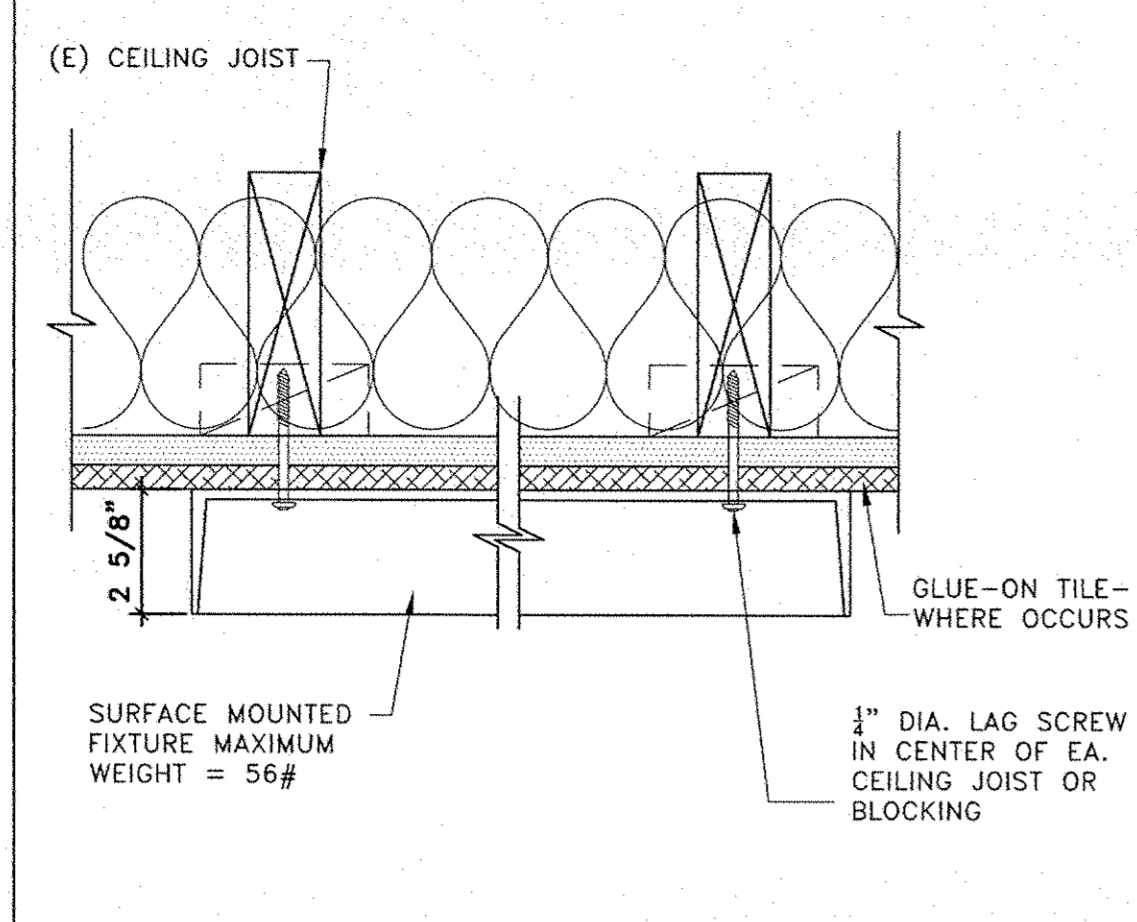
CORDOBA CORPORATION
 1000 W. 10th Street, Suite 100
 Los Angeles, CA 90015
 TEL: 213.480.1000
 WWW.CORDOBA-CORP.COM

SOUND MITIGATION PROGRAM
OAK STREET ELEMENTARY SCHOOL
 633 South Oak Street Inglewood, CA 90301
 A PROJECT FOR:
INGLEWOOD UNIFIED SCHOOL DISTRICT

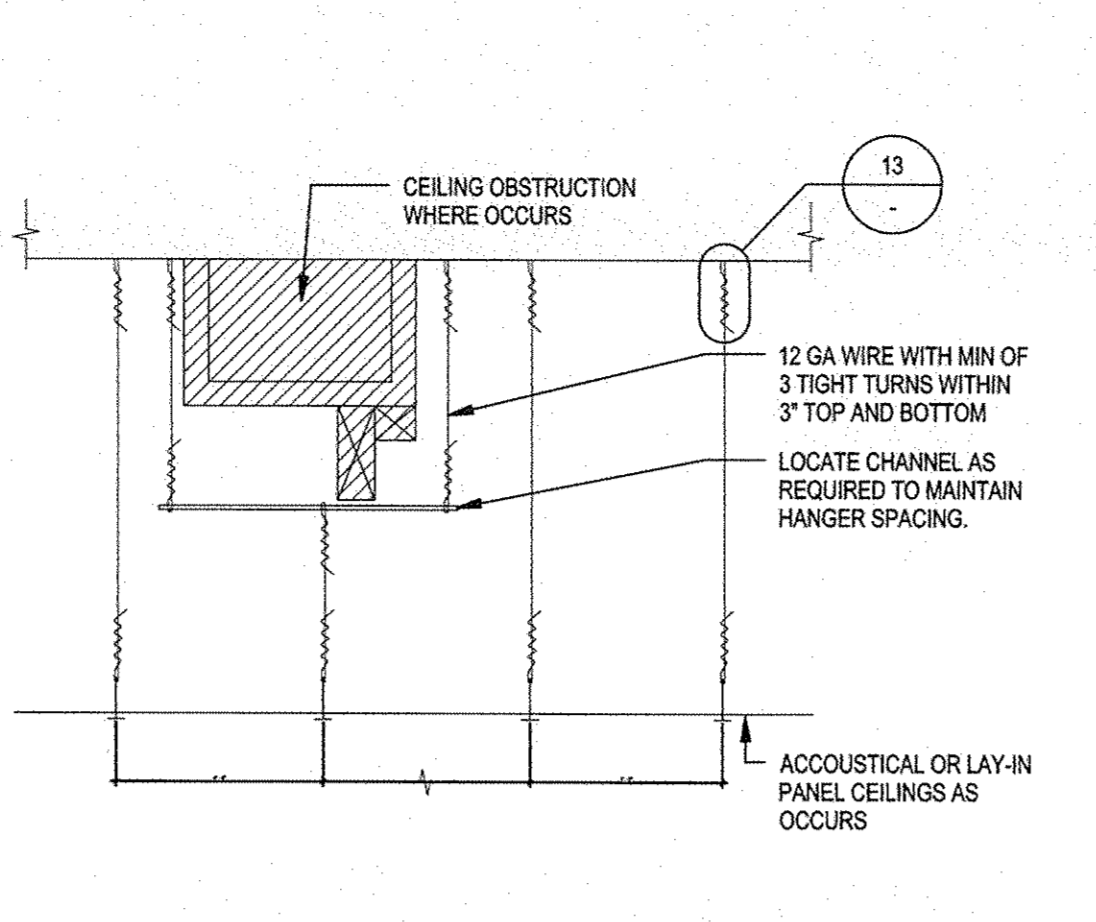
PROJECT NUMBER: **10292**
A# 03-119485
 DRAWN: _____
 CHECKED: _____
 ISSUES/REVISION:
 8/21/2018 20% - SCHEMATIC DESIGN
 10/10/2018 50% CD SUBMITTAL
 11/15/2018 100% CD - DSA SUBMITTAL
 05/23/2019 DSA APPROVAL

ROOF DETAILS

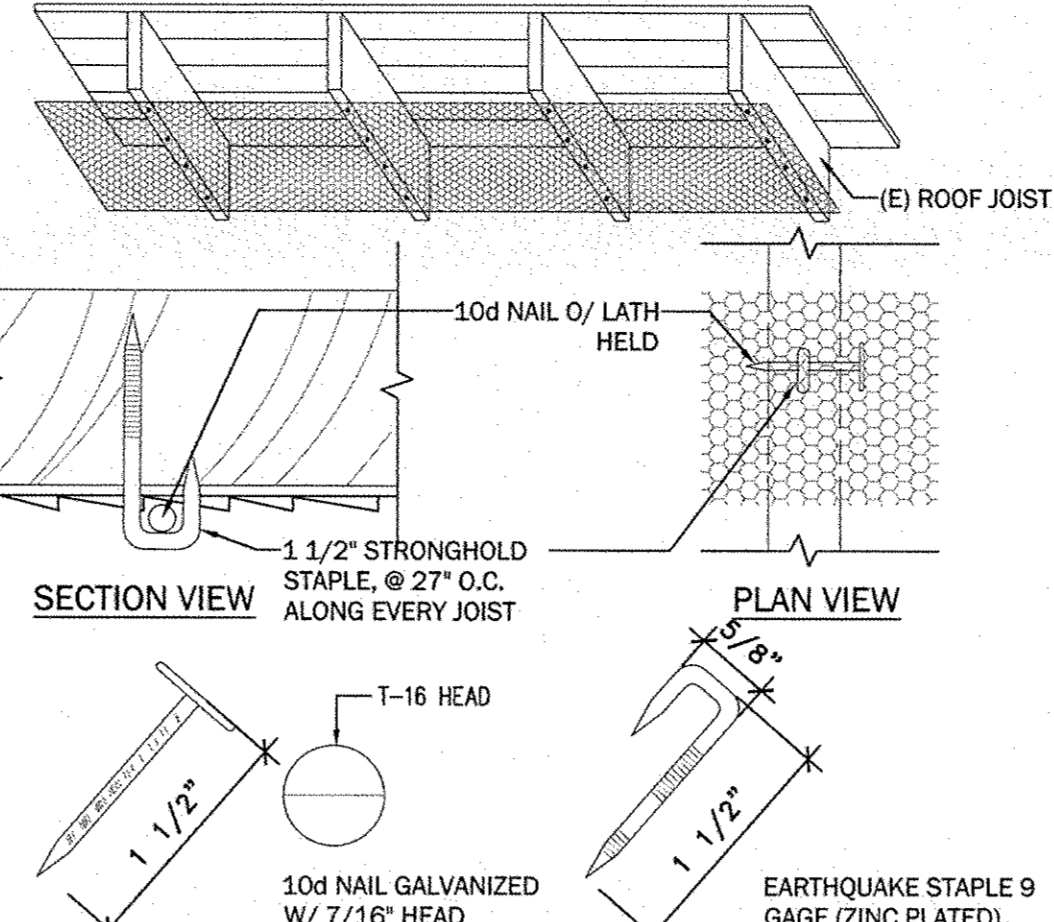
A602



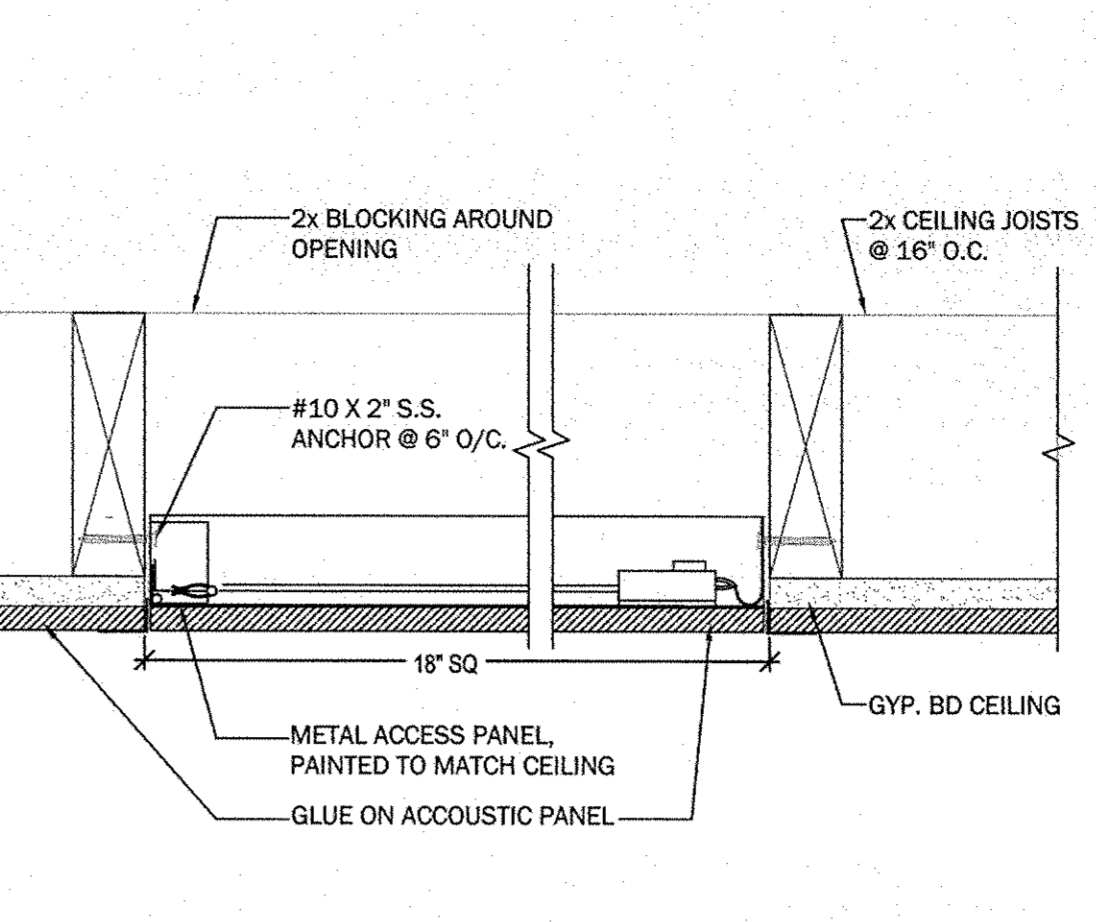
SURFACE MOUNTED LIGHT FIXTURE 25
3/4" x 1'-0"



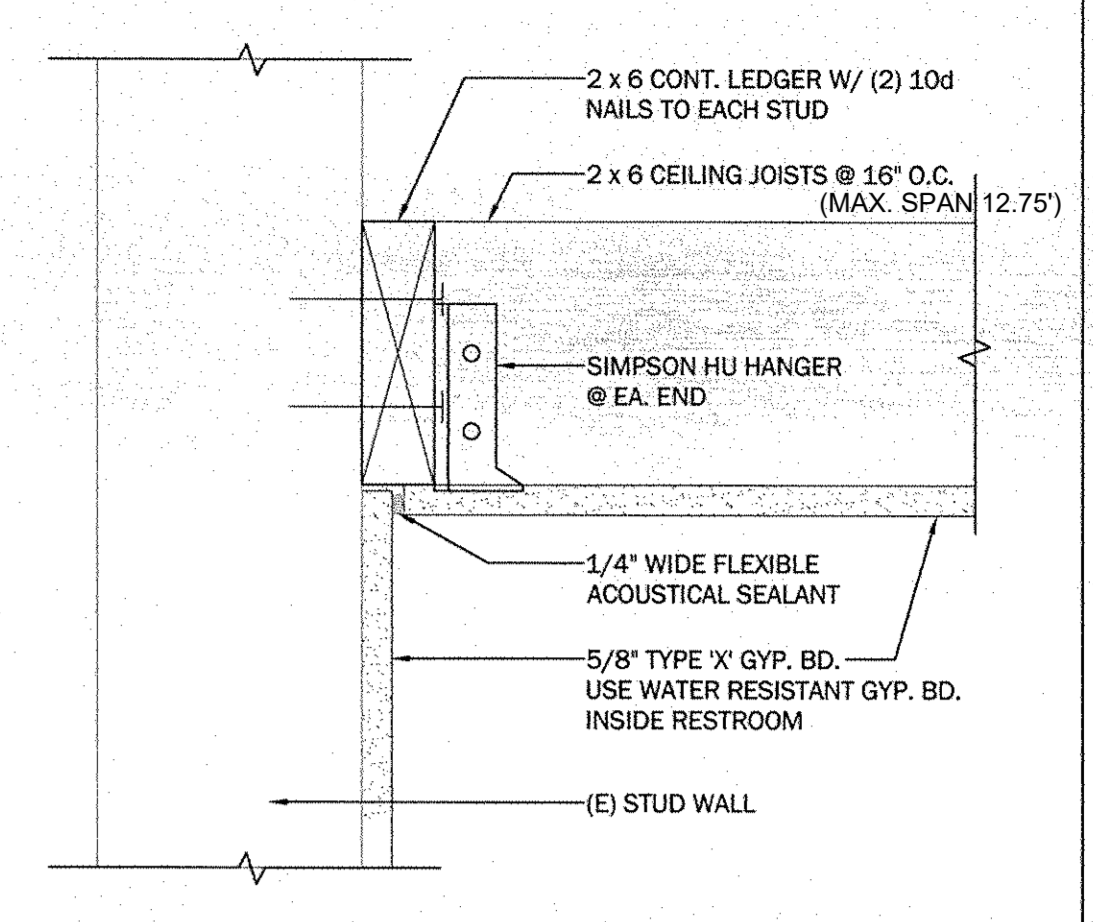
TRAPEZE CONDITION 20
3/4" x 1'-0"



LATH & NAILING DETAIL 15
3/4" x 1'-0"



CEILING ACCESS PANEL 10



GYP. BOARD CEILING 5
3' x 1'-0"

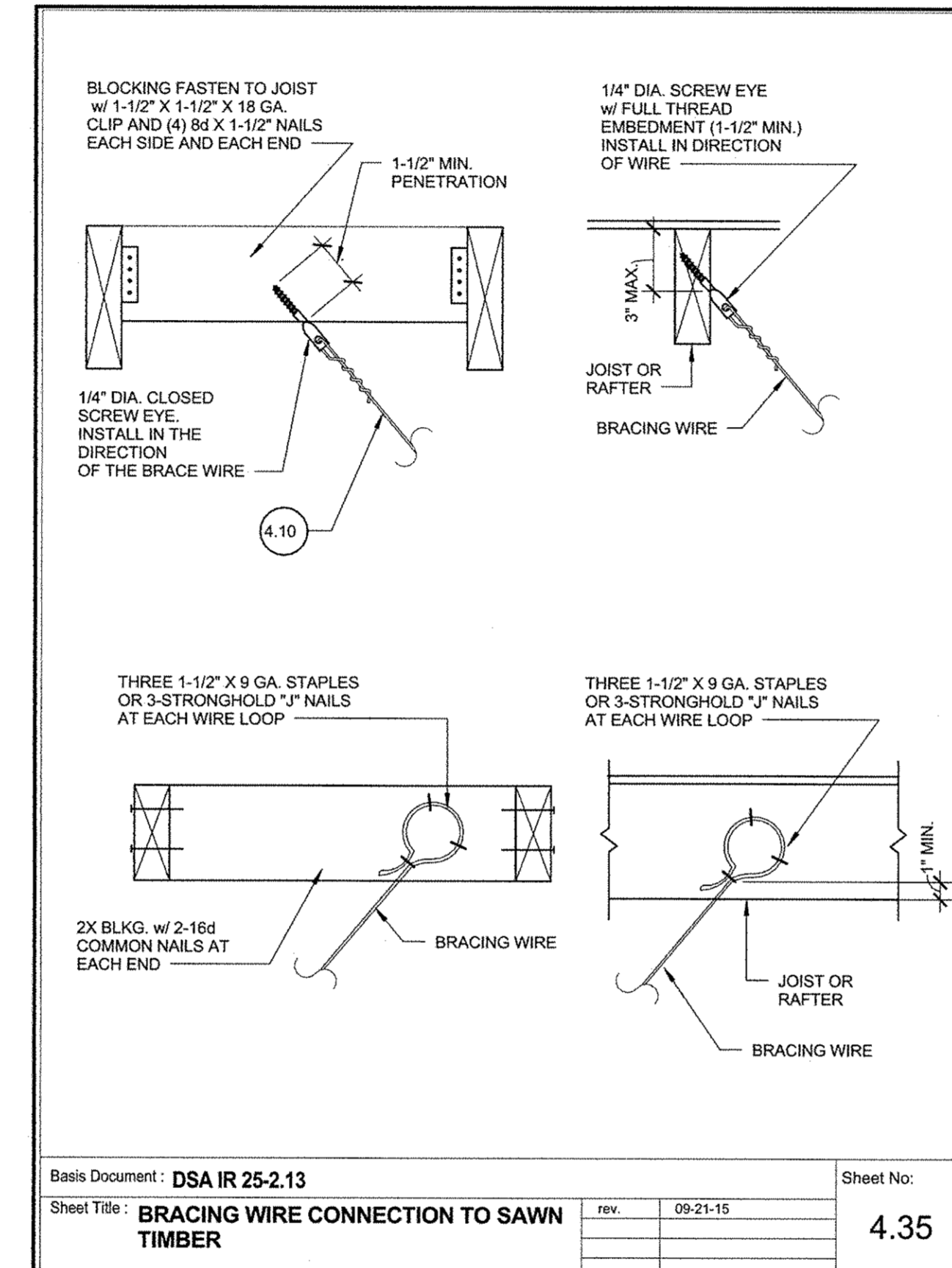
IDENTIFICATION STAMP
DIV. OF THE STATE ARCHITECT
APP. 03-119485 INC.
REVIEWED FOR
SS FLS ACS
DATE: 8/14/2019

CANNONDESIGN
155 S. Fair Oaks, 2nd Floor,
Pasadena California 91105
t 626.666.8906
f 626.666.3940
www.cannondesign.com

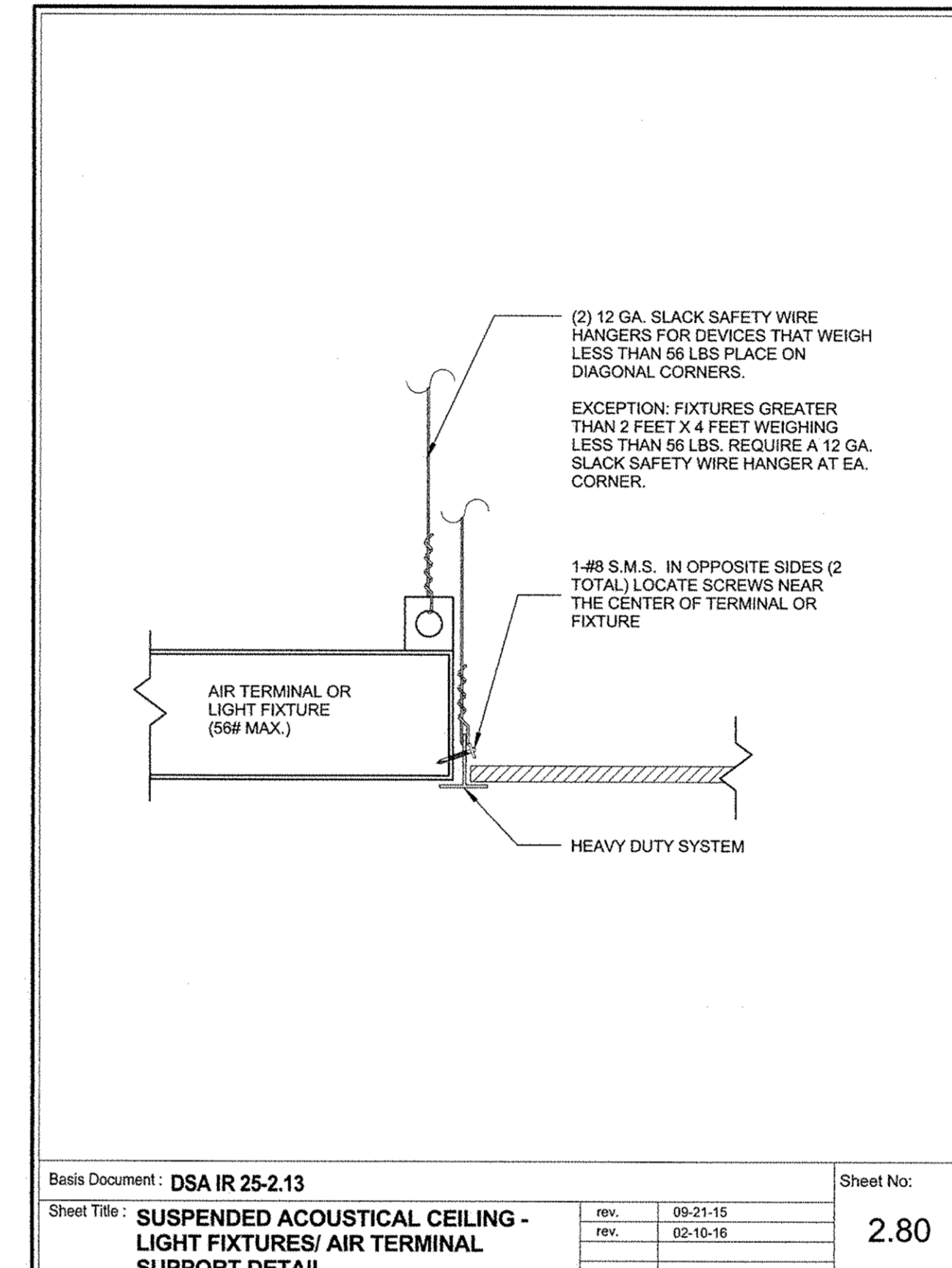
REGISTERED ARCHITECT
JAVAN NABILI
NO. C24035
EXPIRES: 7/31/21
STATE OF CALIFORNIA

COPYRIGHT 2018
No part of the contents of this document may be reproduced or transmitted in any form or by any means without the written permission of CANNONDESIGN.

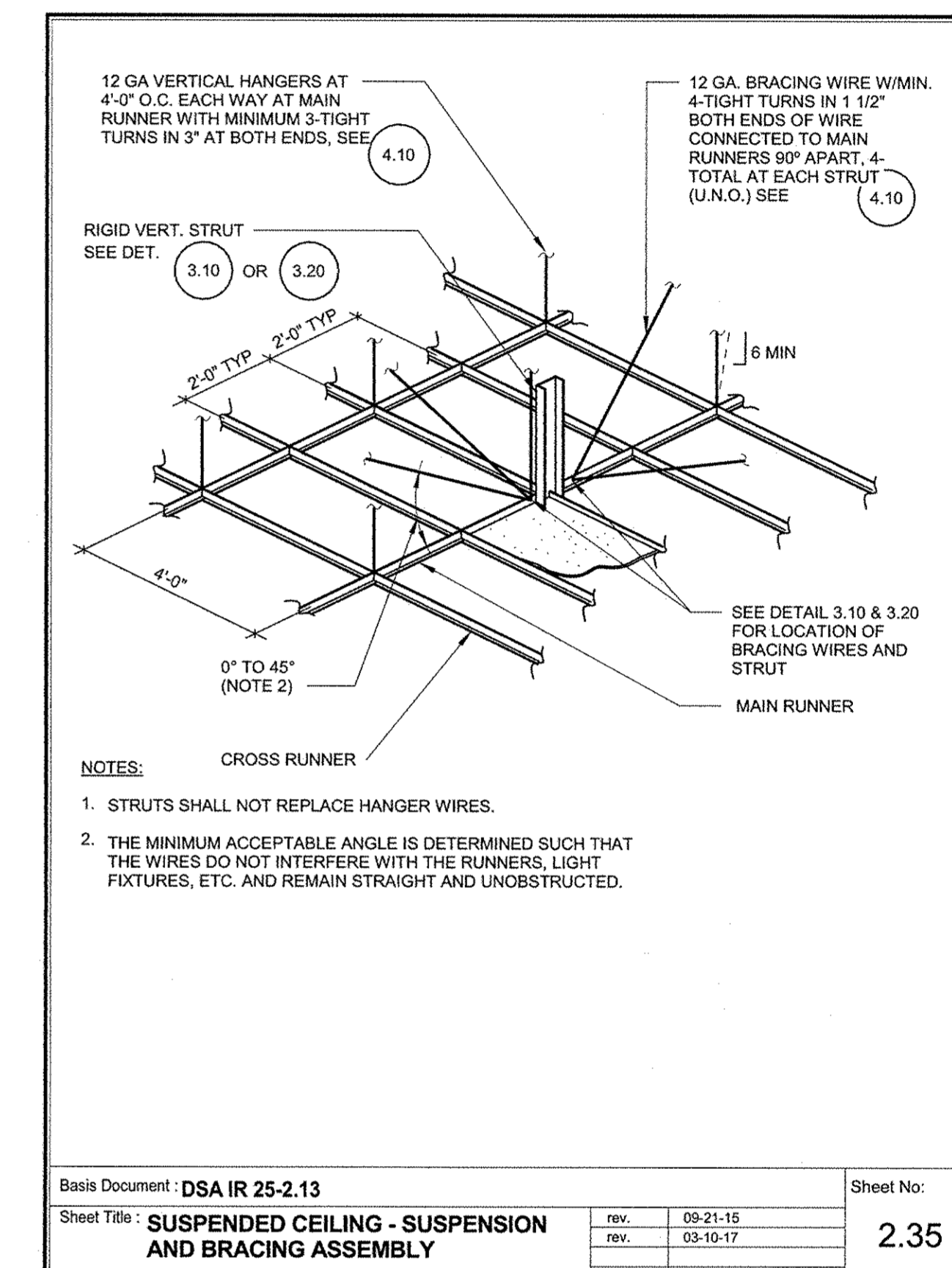
WOODWORK
CORPORATION
150 FRANCISCO VALLE AVENUE • SANTA ANA • CALIFORNIA



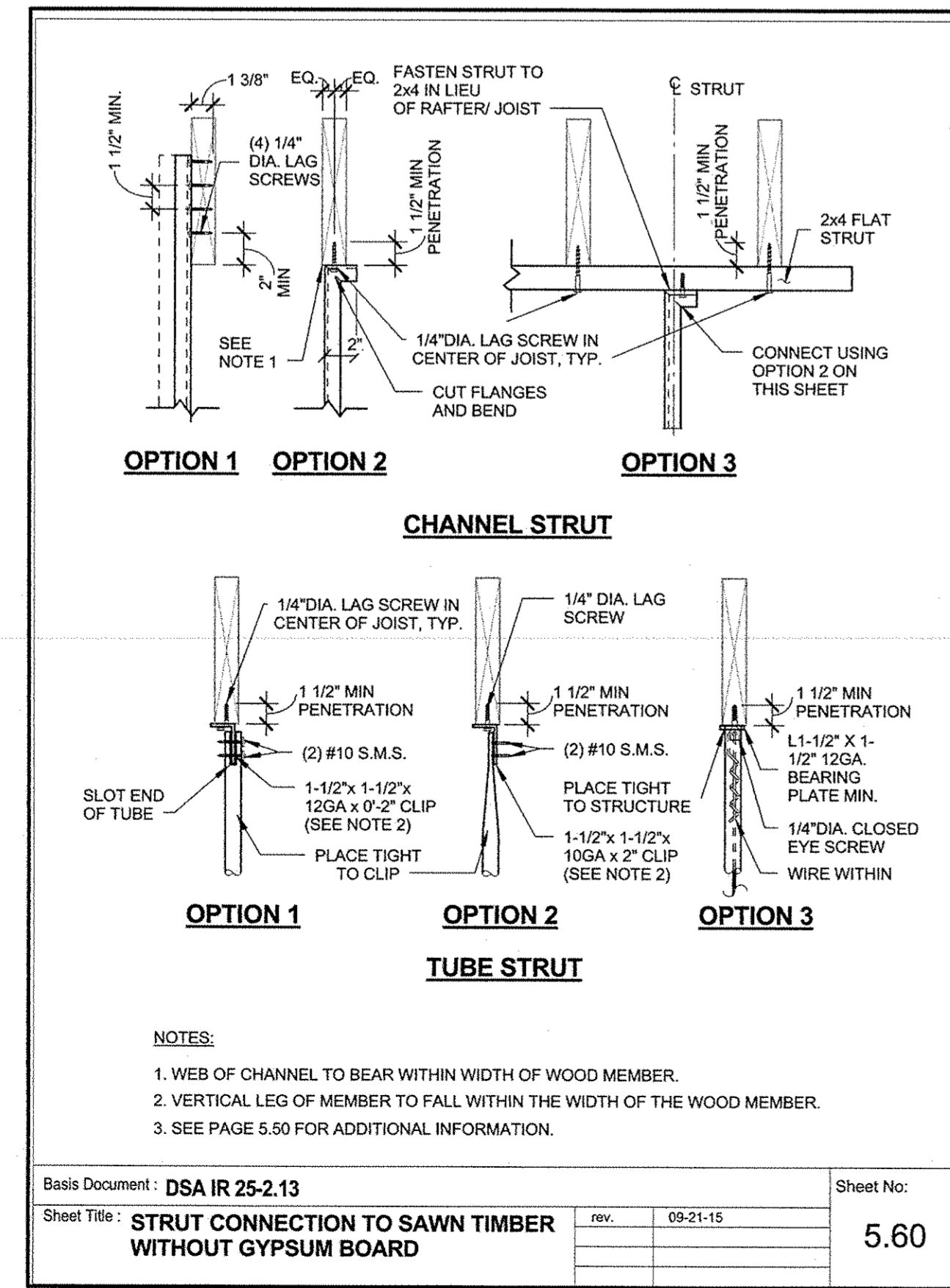
Basis Document: DSA IR 25-2.13
Sheet Title: **BRACING WIRE CONNECTION TO SAWN TIMBER**
rev. 09-21-15
Sheet No: 4.35



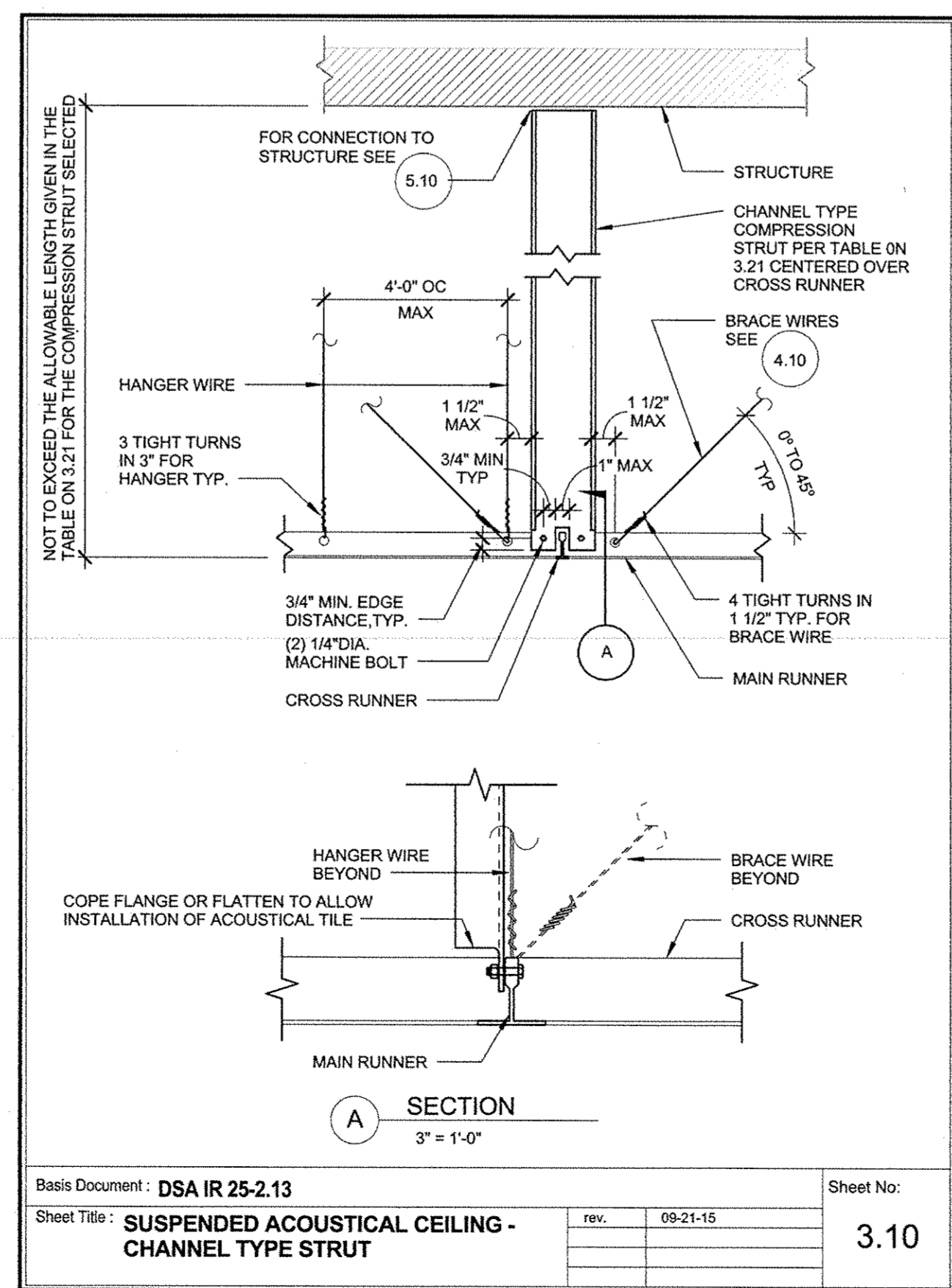
Basis Document: DSA IR 25-2.13
Sheet Title: **SUSPENDED ACOUSTICAL CEILING - LIGHT FIXTURES/ AIR TERMINAL SUPPORT DETAIL**
rev. 09-21-15
rev. 02-10-16
Sheet No: 2.80



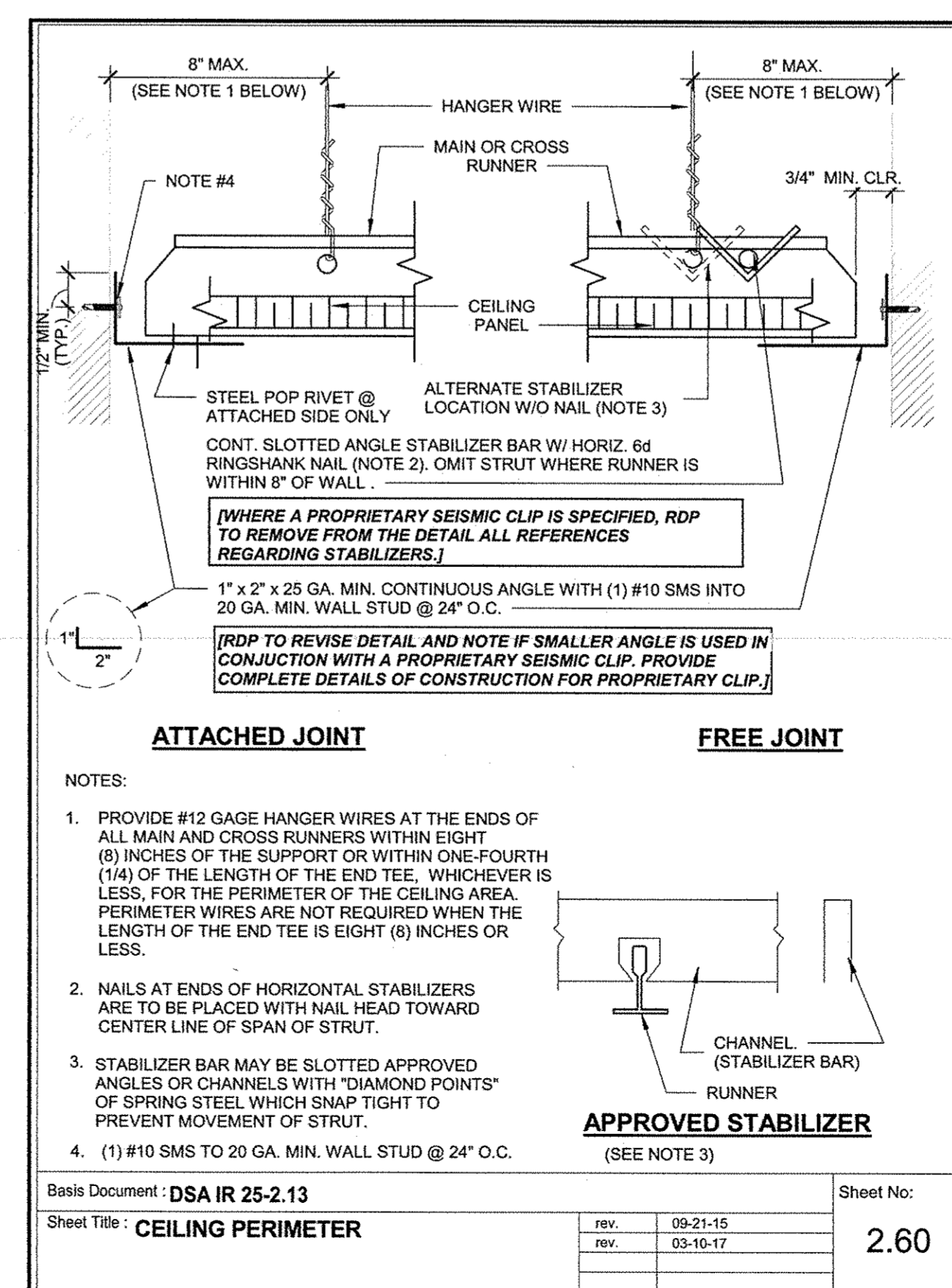
Basis Document: DSA IR 25-2.13
Sheet Title: **SUSPENDED CEILING - SUSPENSION AND BRACING ASSEMBLY**
rev. 09-21-15
rev. 03-10-17
Sheet No: 2.35



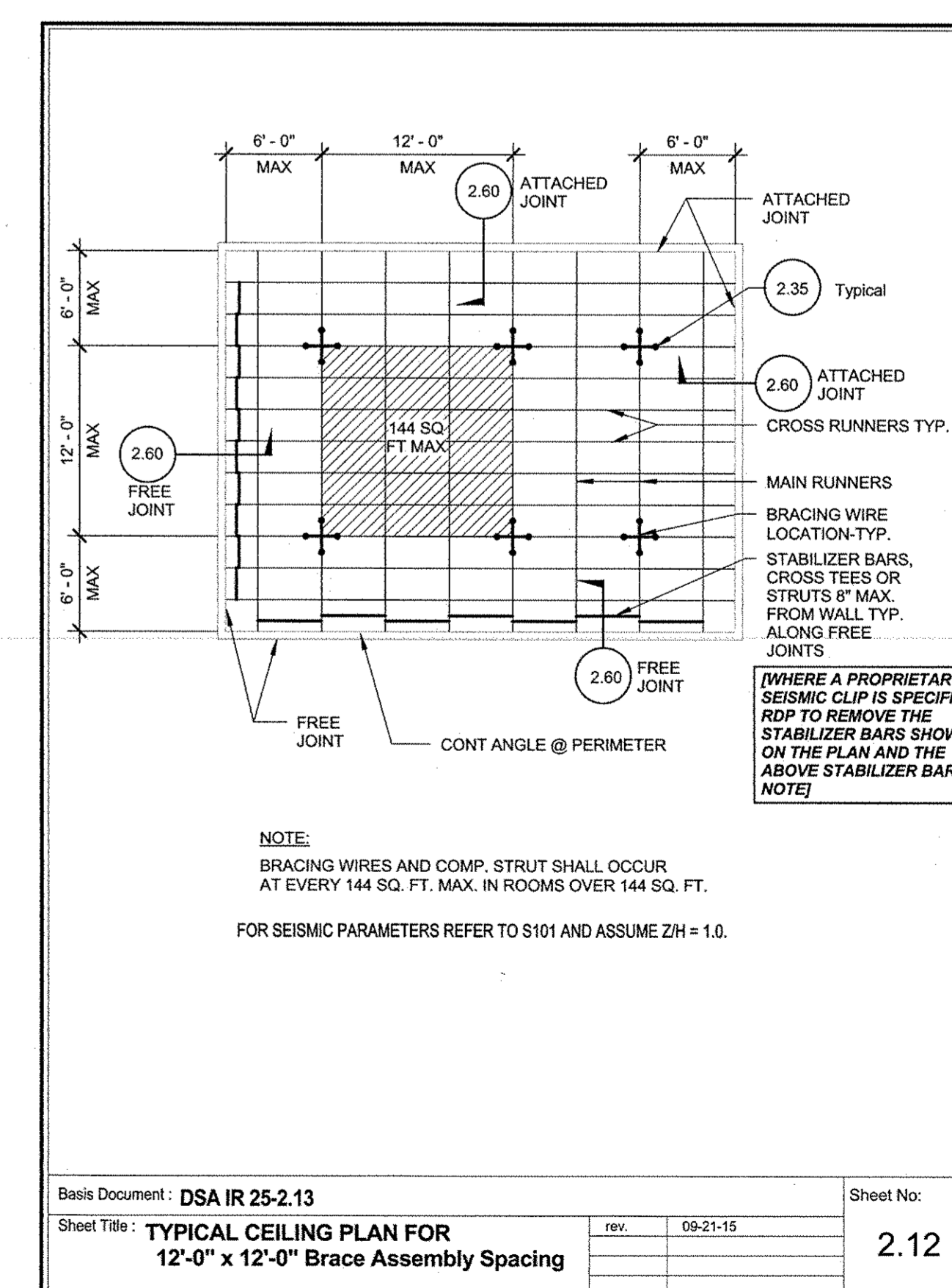
Basis Document: DSA IR 25-2.13
Sheet Title: **STRUT CONNECTION TO SAWN TIMBER WITHOUT GYPSUM BOARD**
rev. 09-21-15
Sheet No: 5.60



Basis Document: DSA IR 25-2.13
Sheet Title: **SUSPENDED ACOUSTICAL CEILING - CHANNEL TYPE STRUT**
rev. 09-21-15
Sheet No: 3.10



Basis Document: DSA IR 25-2.13
Sheet Title: **CEILING PERIMETER**
rev. 09-21-15
rev. 03-10-17
Sheet No: 2.60



Basis Document: DSA IR 25-2.13
Sheet Title: **TYPICAL CEILING PLAN FOR 12-0\"/>**

21
NTS

16
NTS

11
NTS

1
NTS

SOUND MITIGATION PROGRAM

OAK STREET ELEMENTARY SCHOOL
633 South Oak Street Inglewood, CA 90301

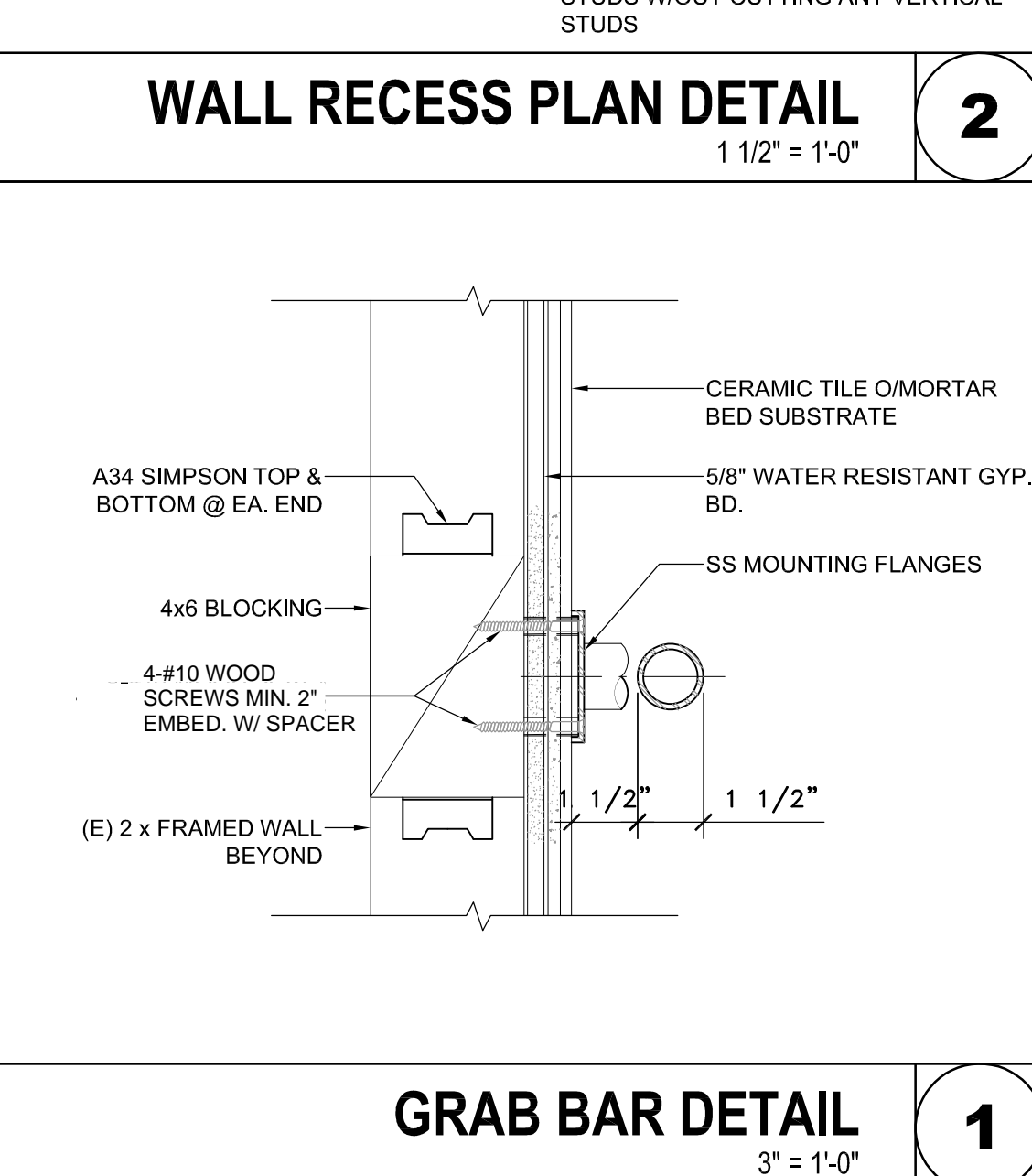
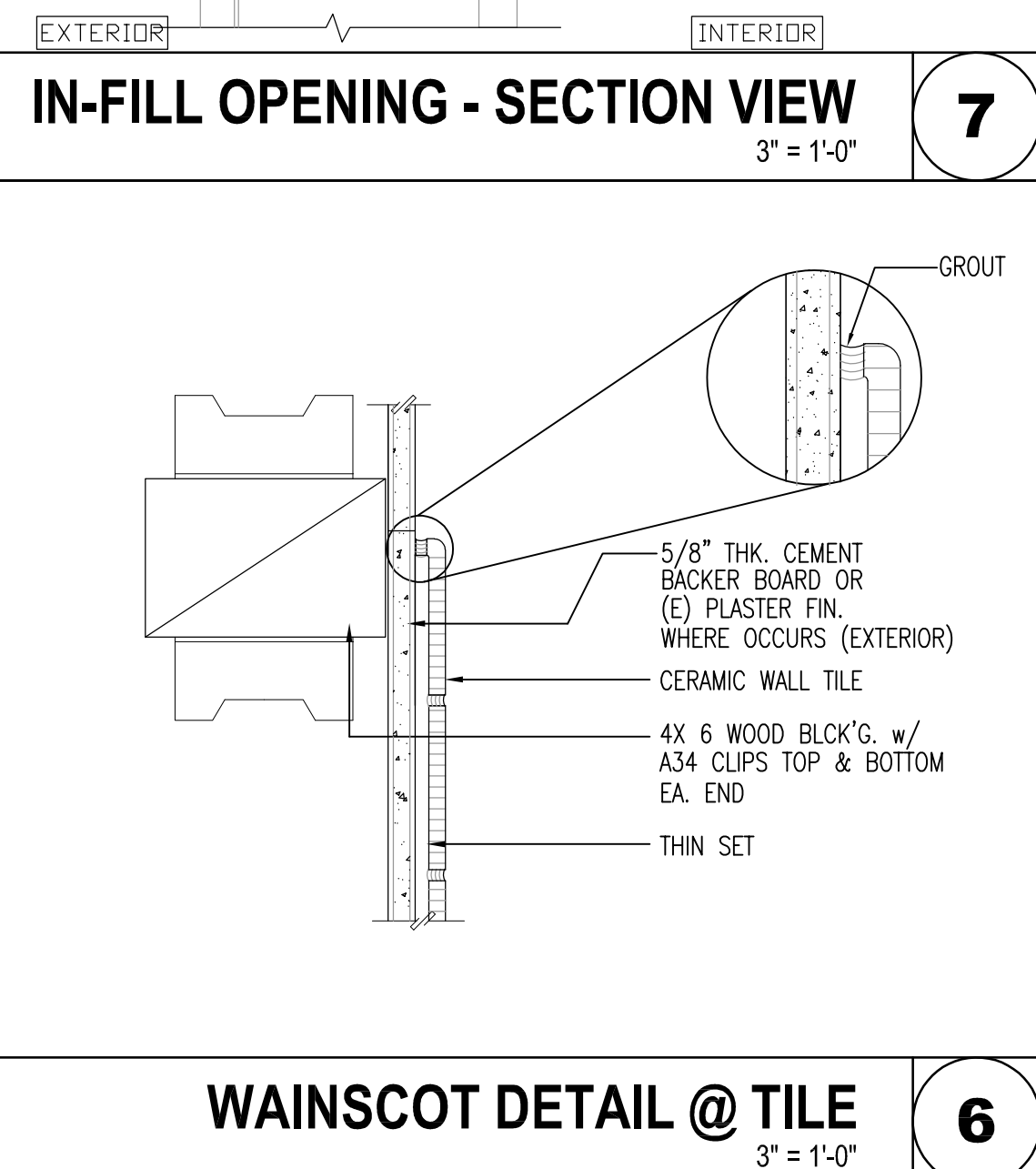
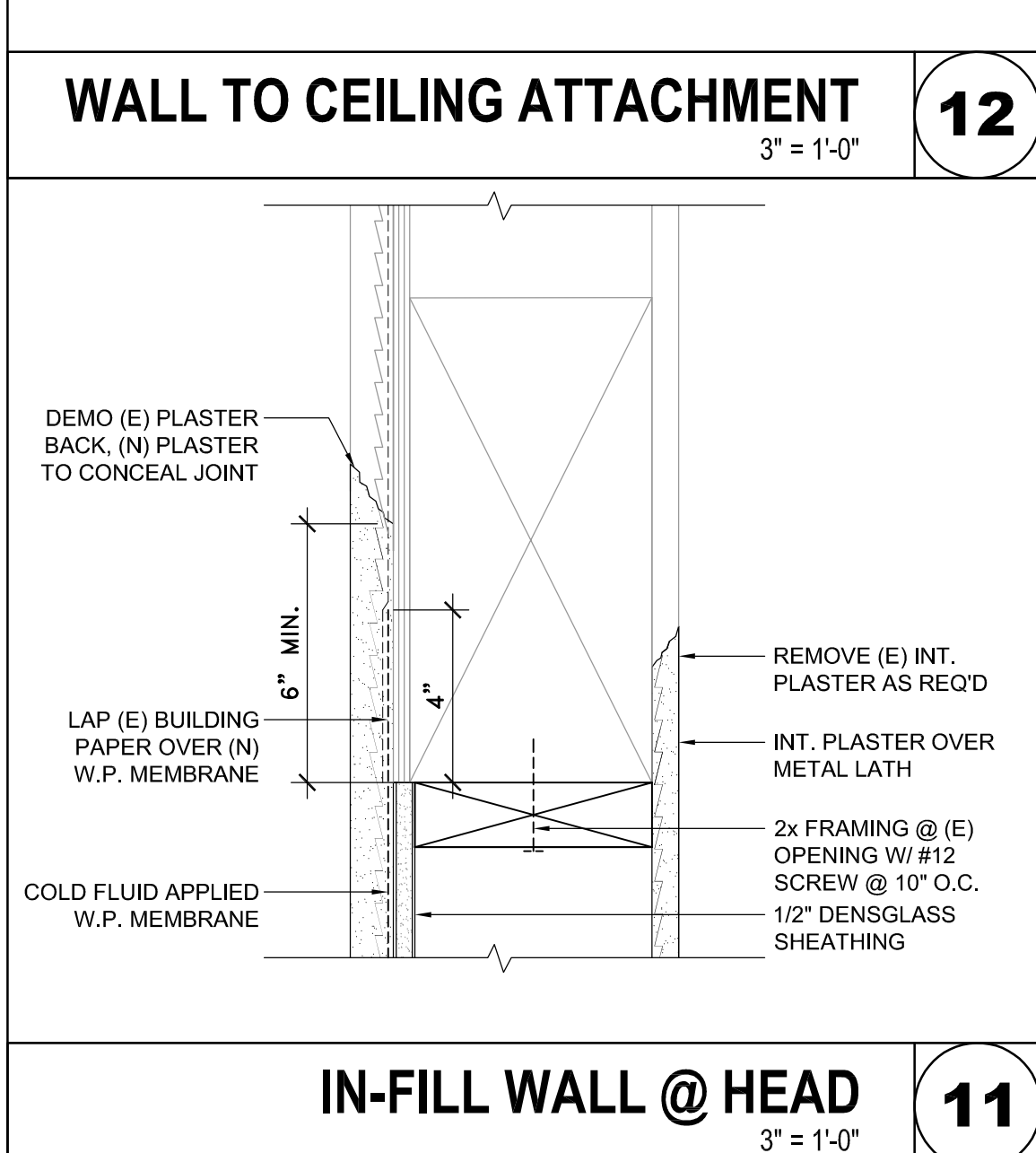
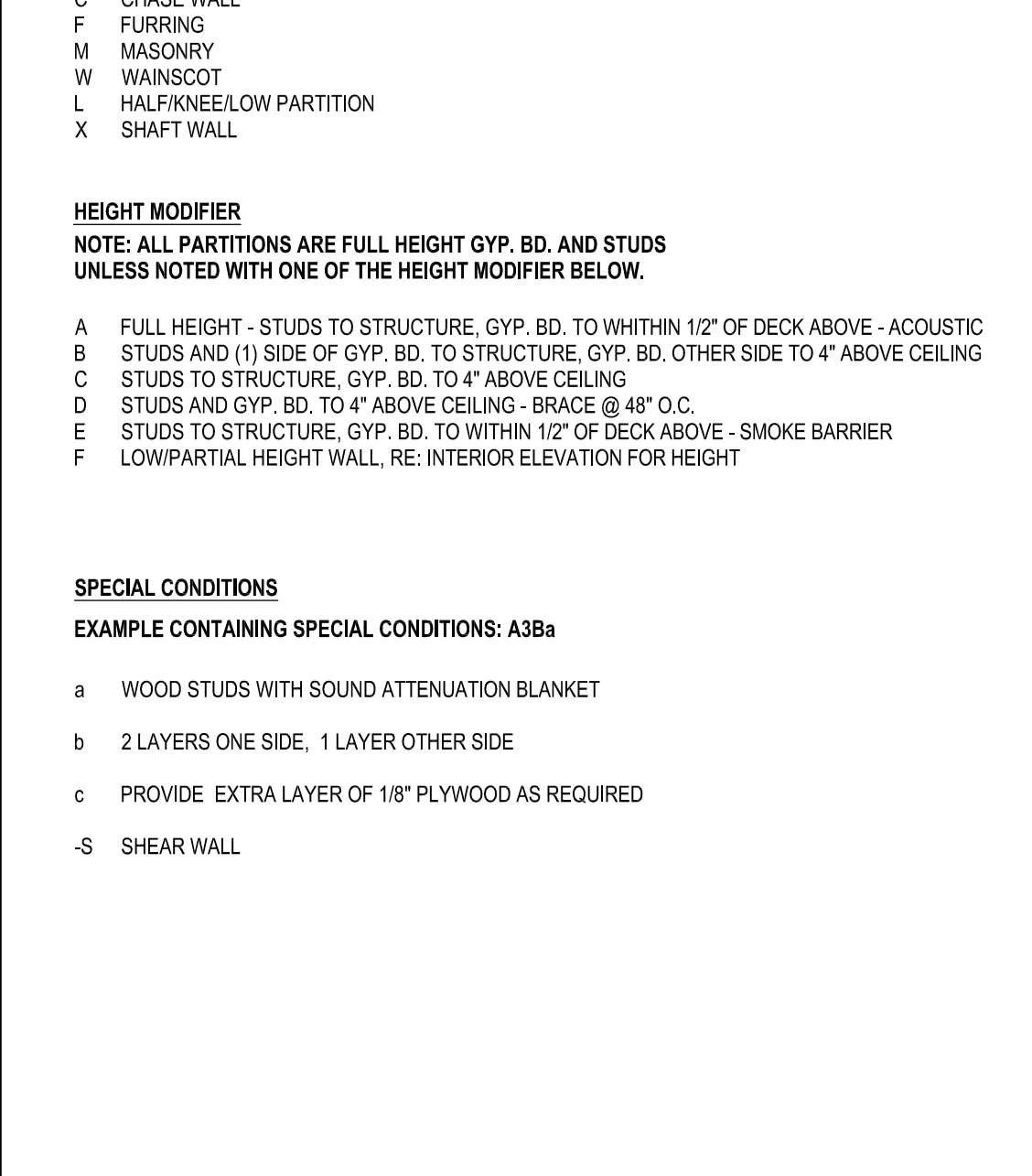
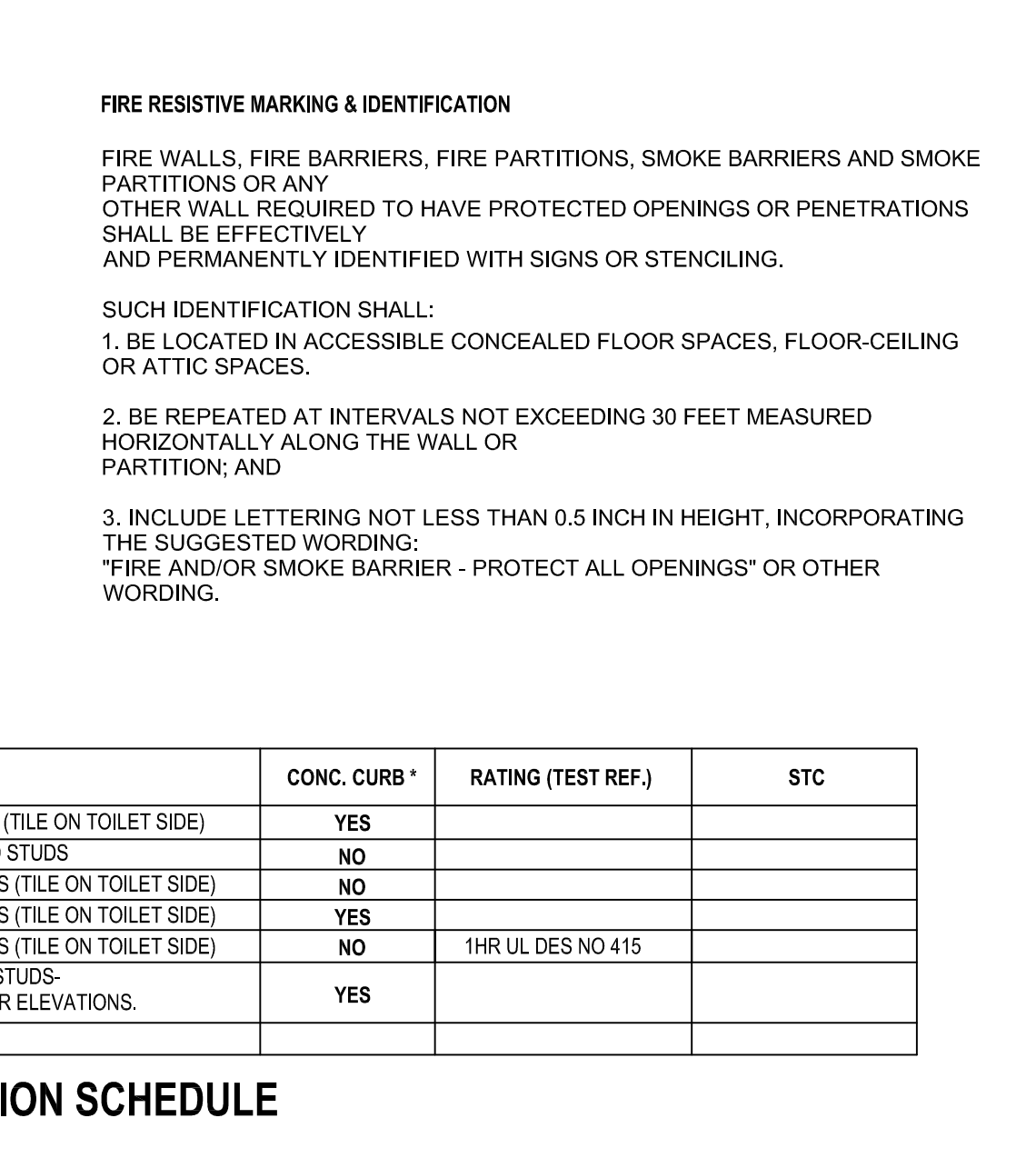
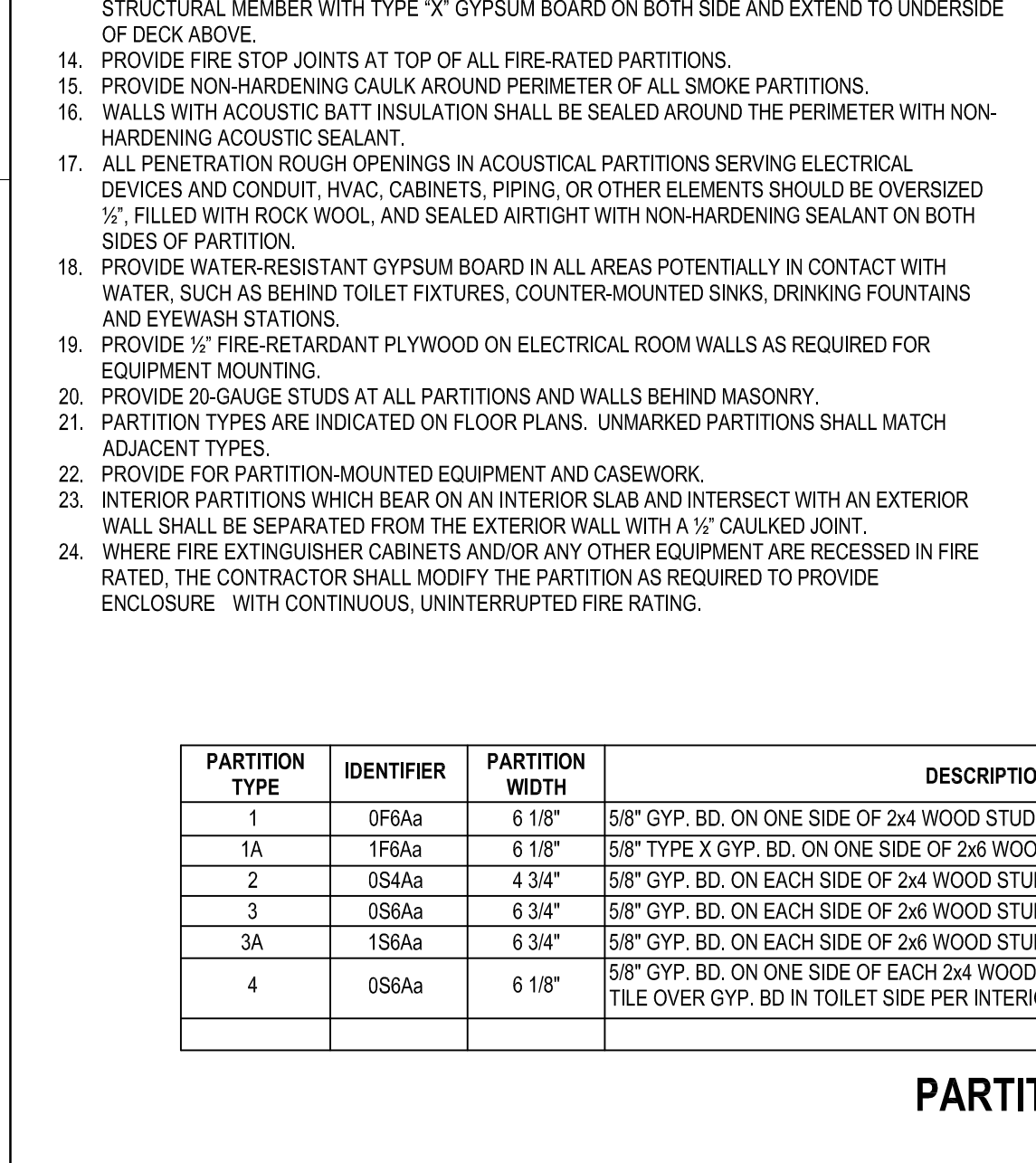
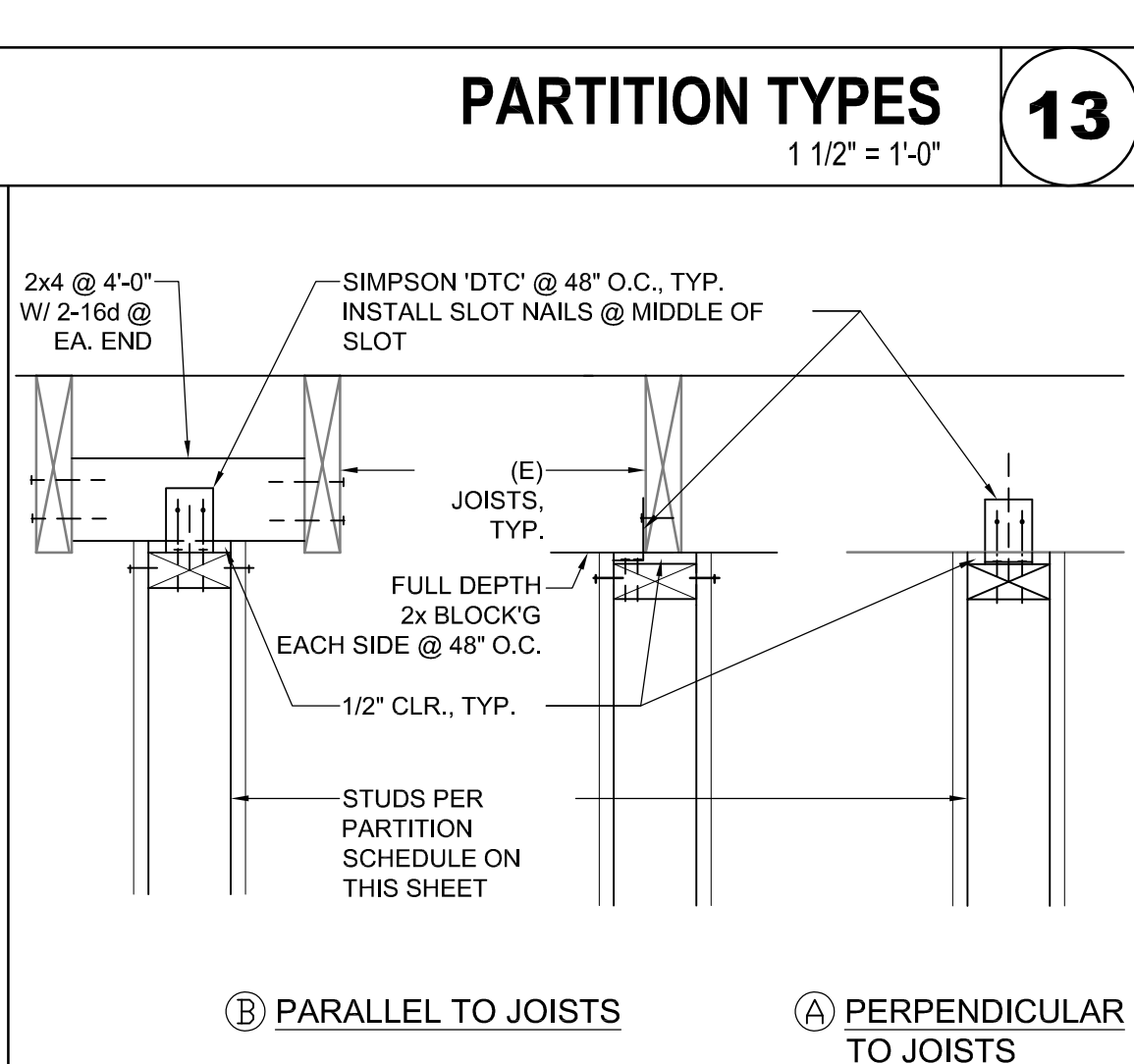
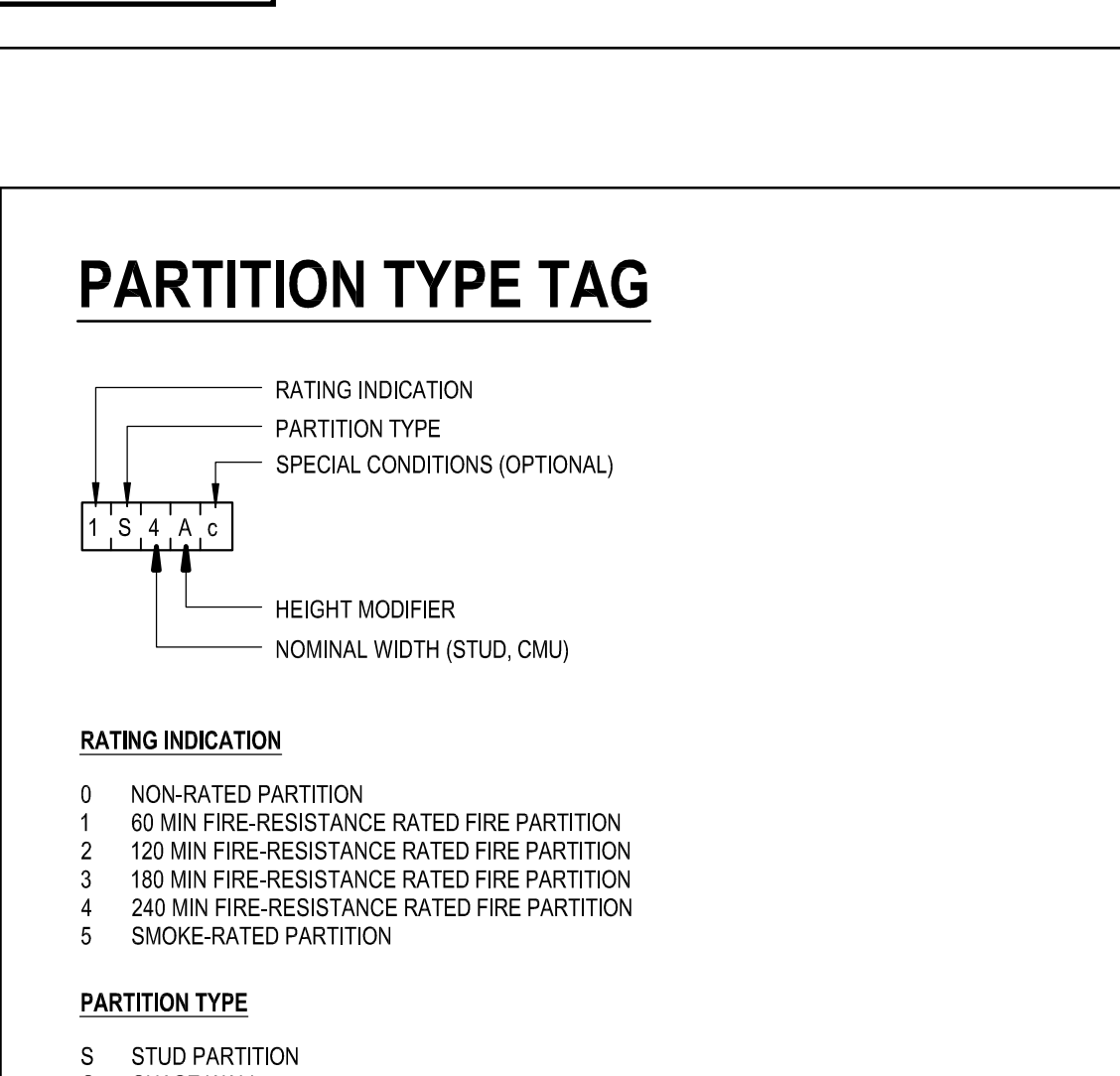
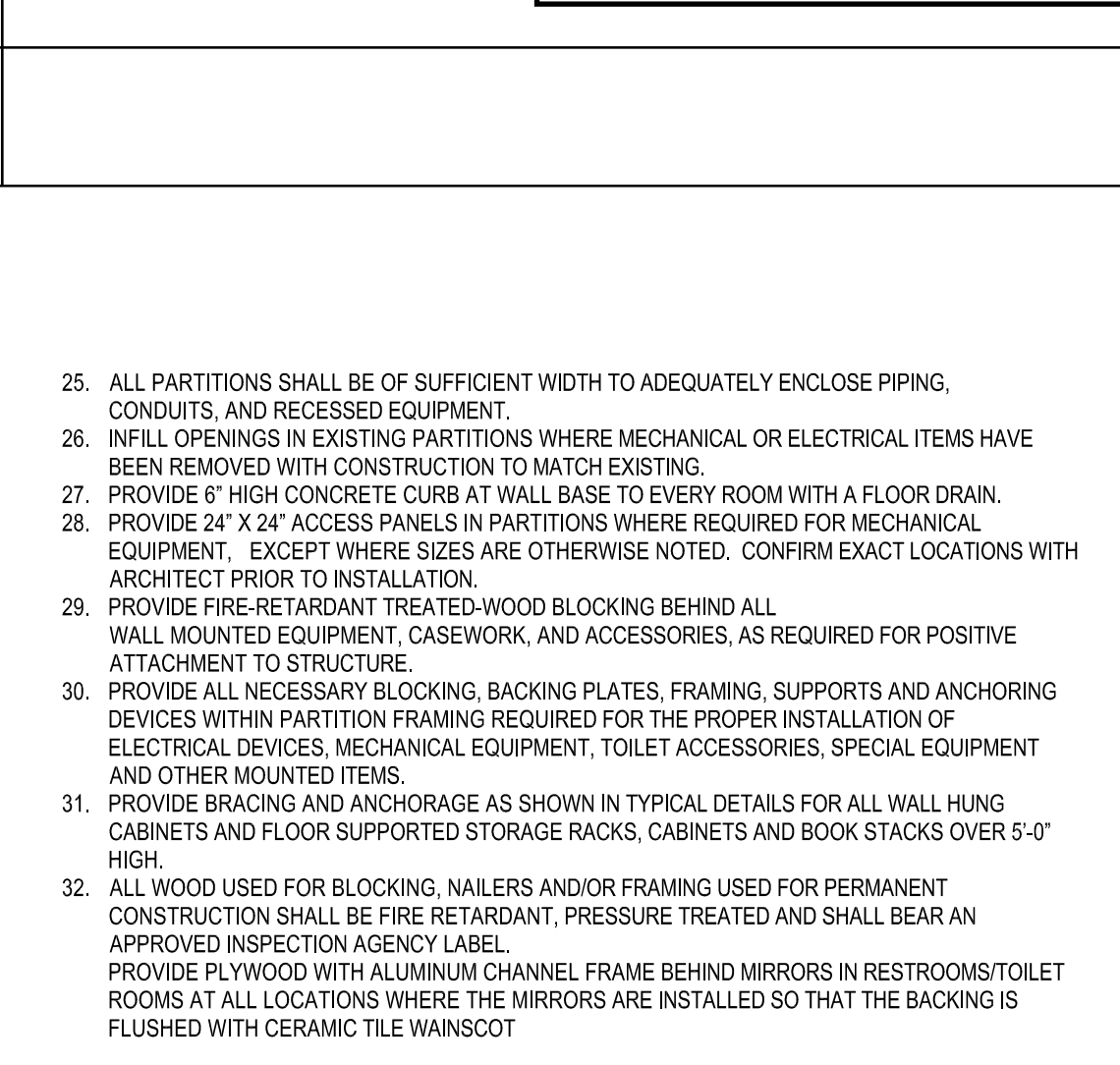
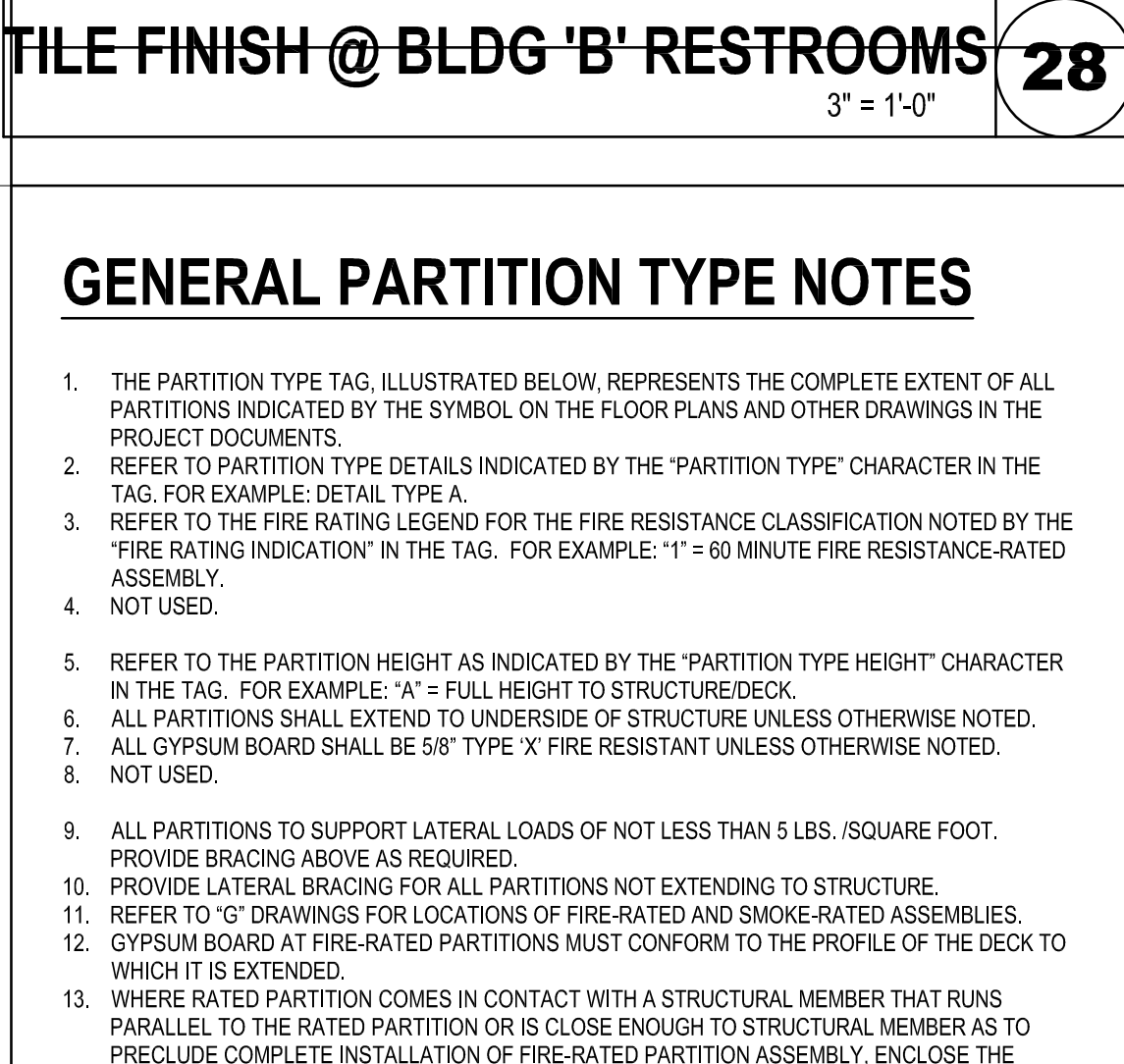
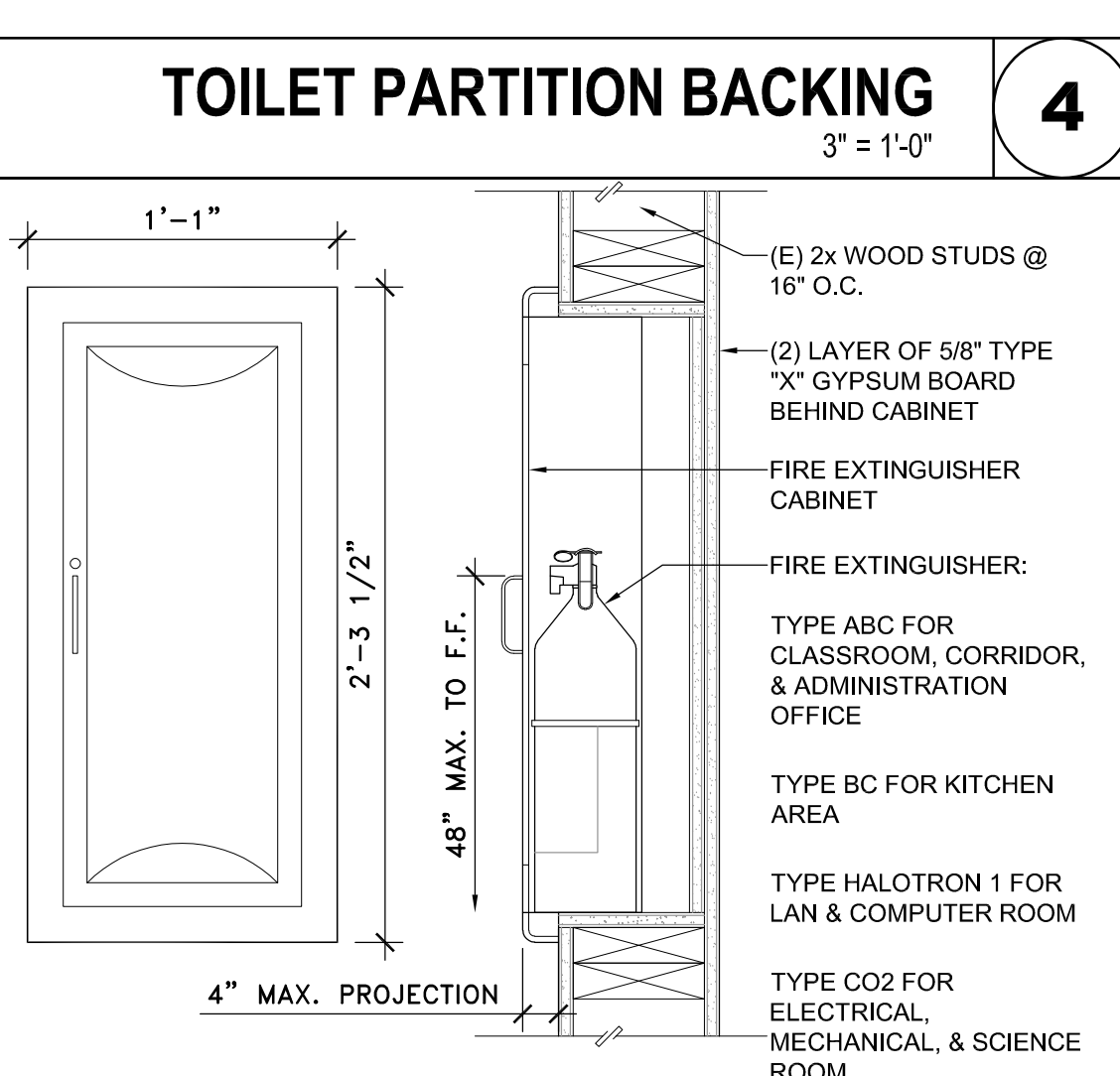
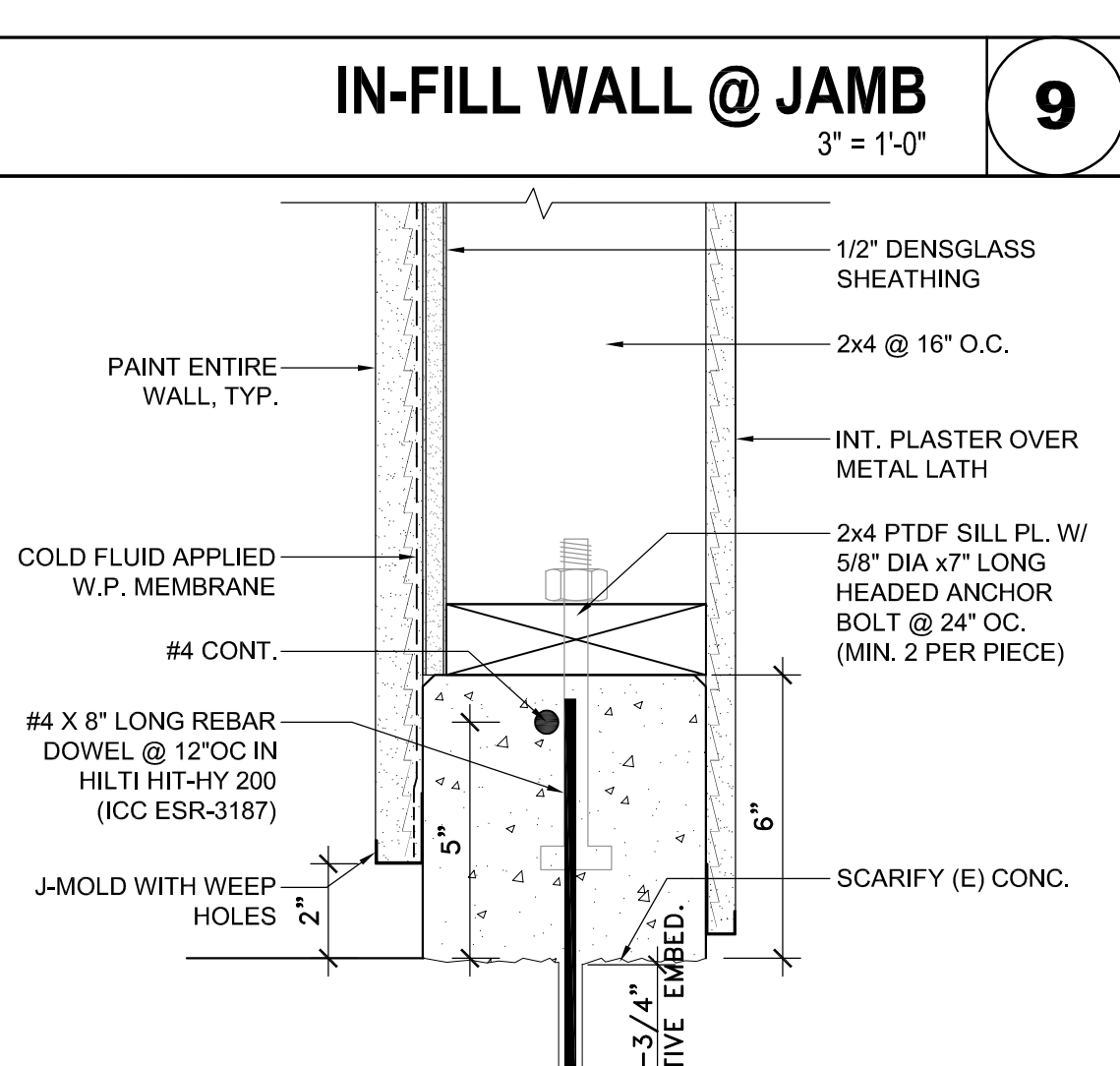
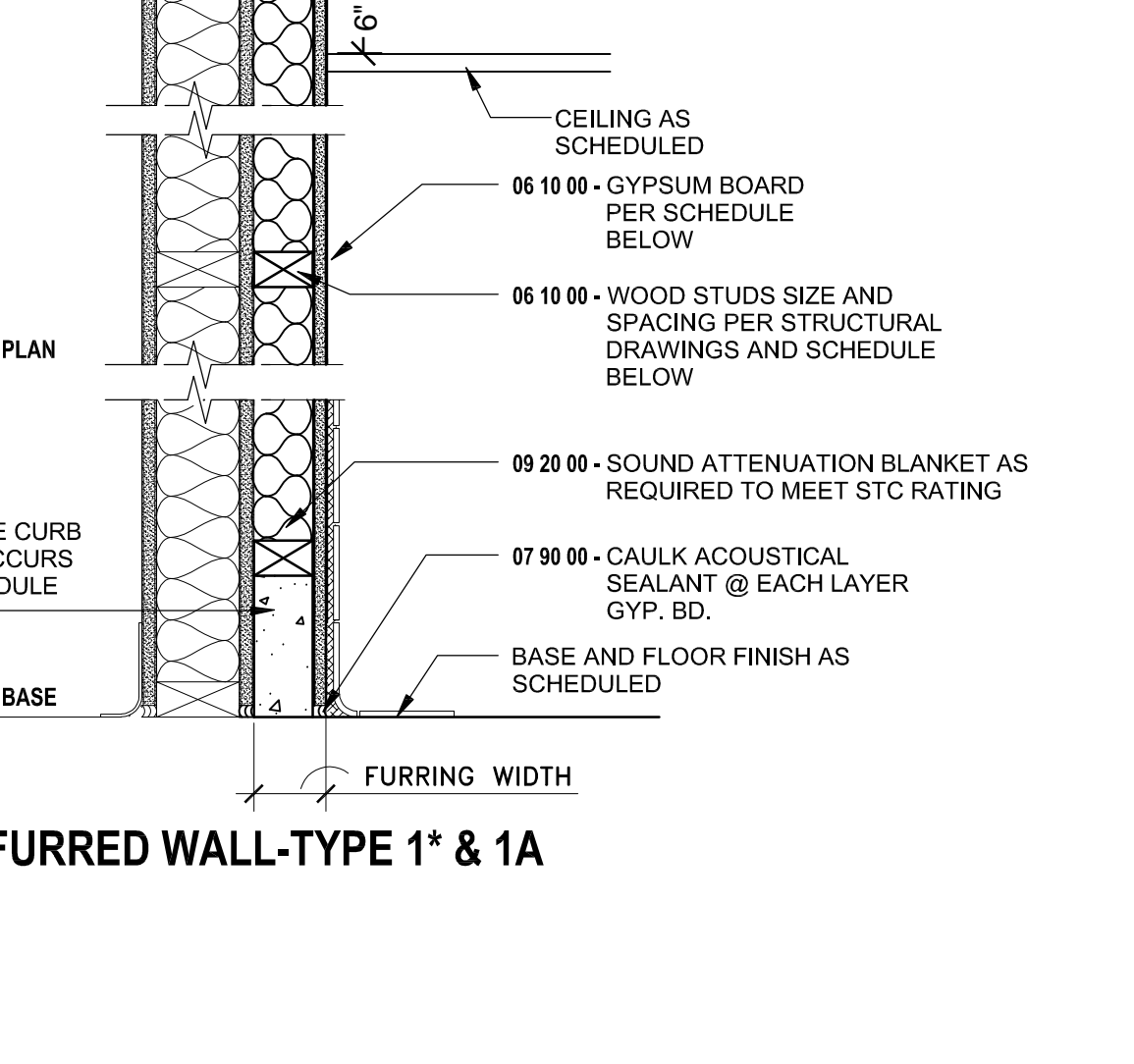
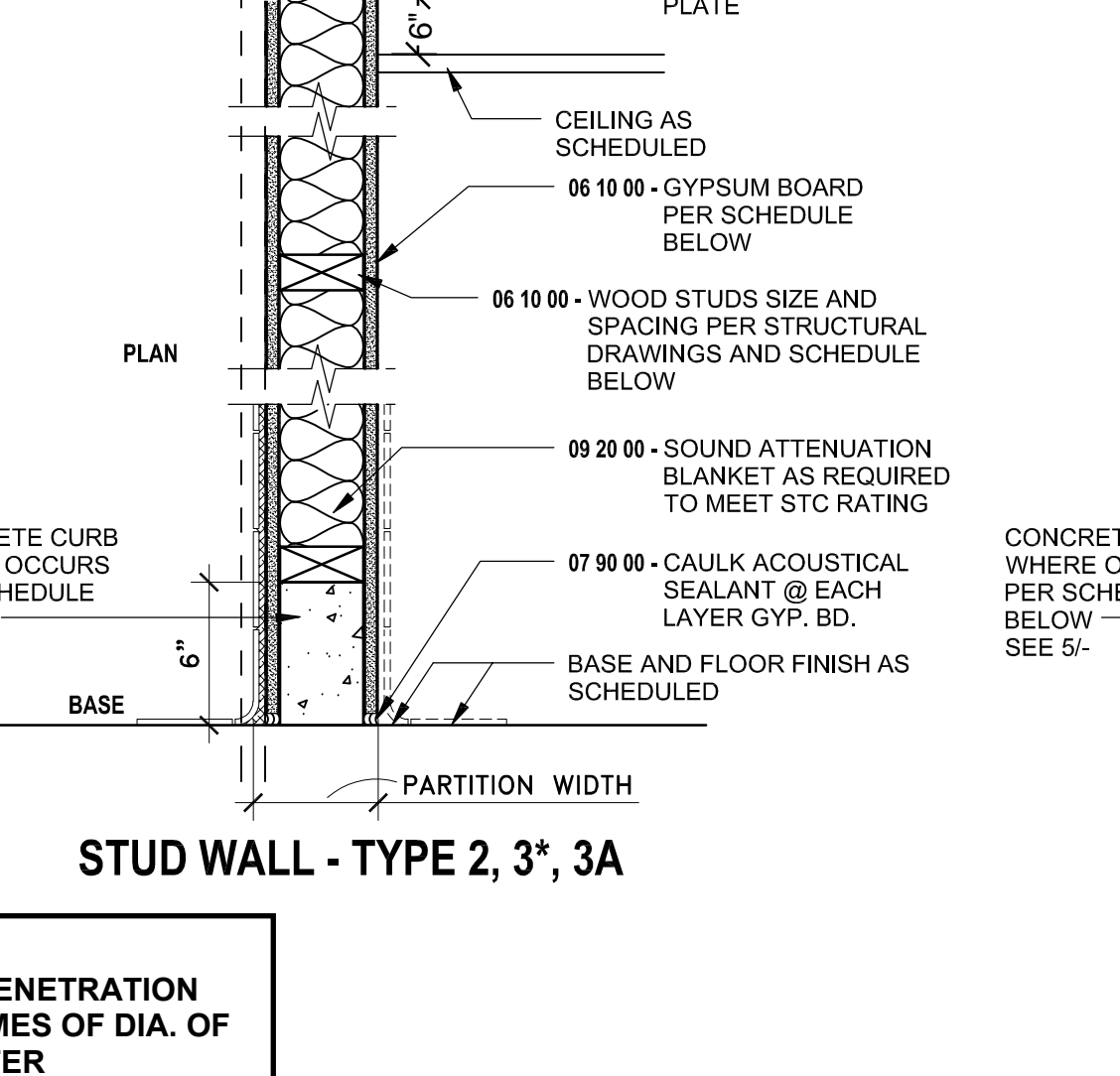
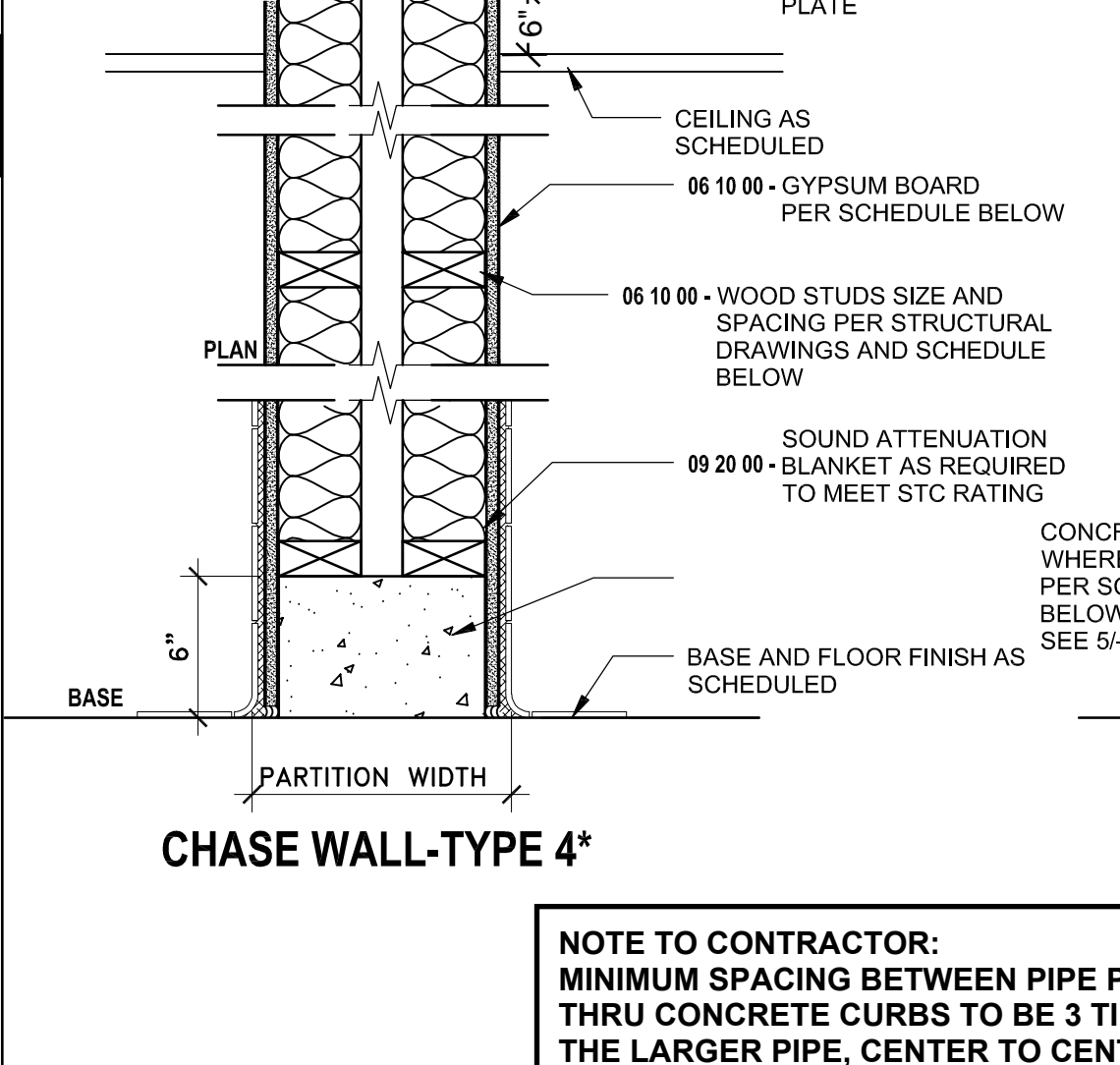
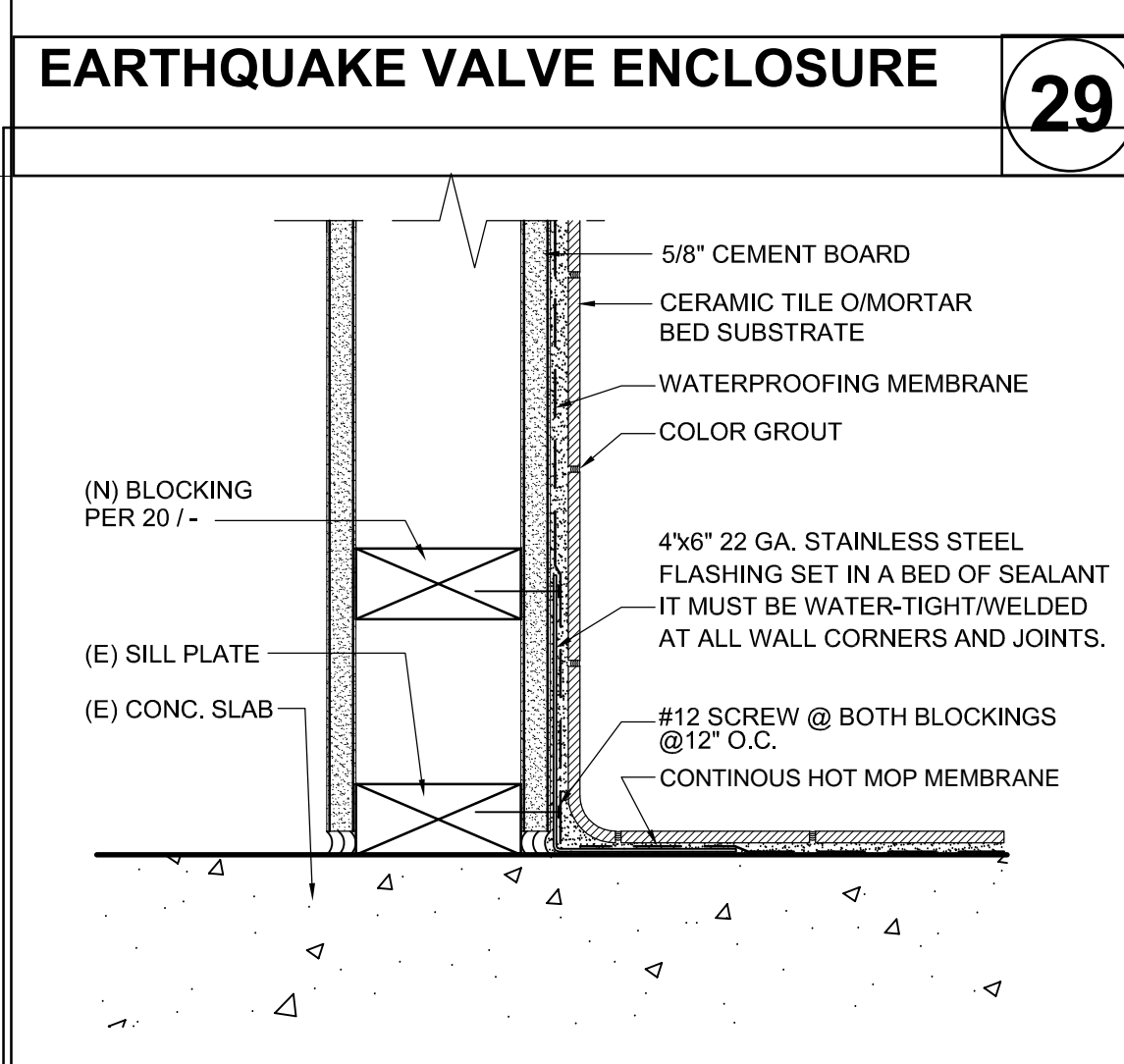
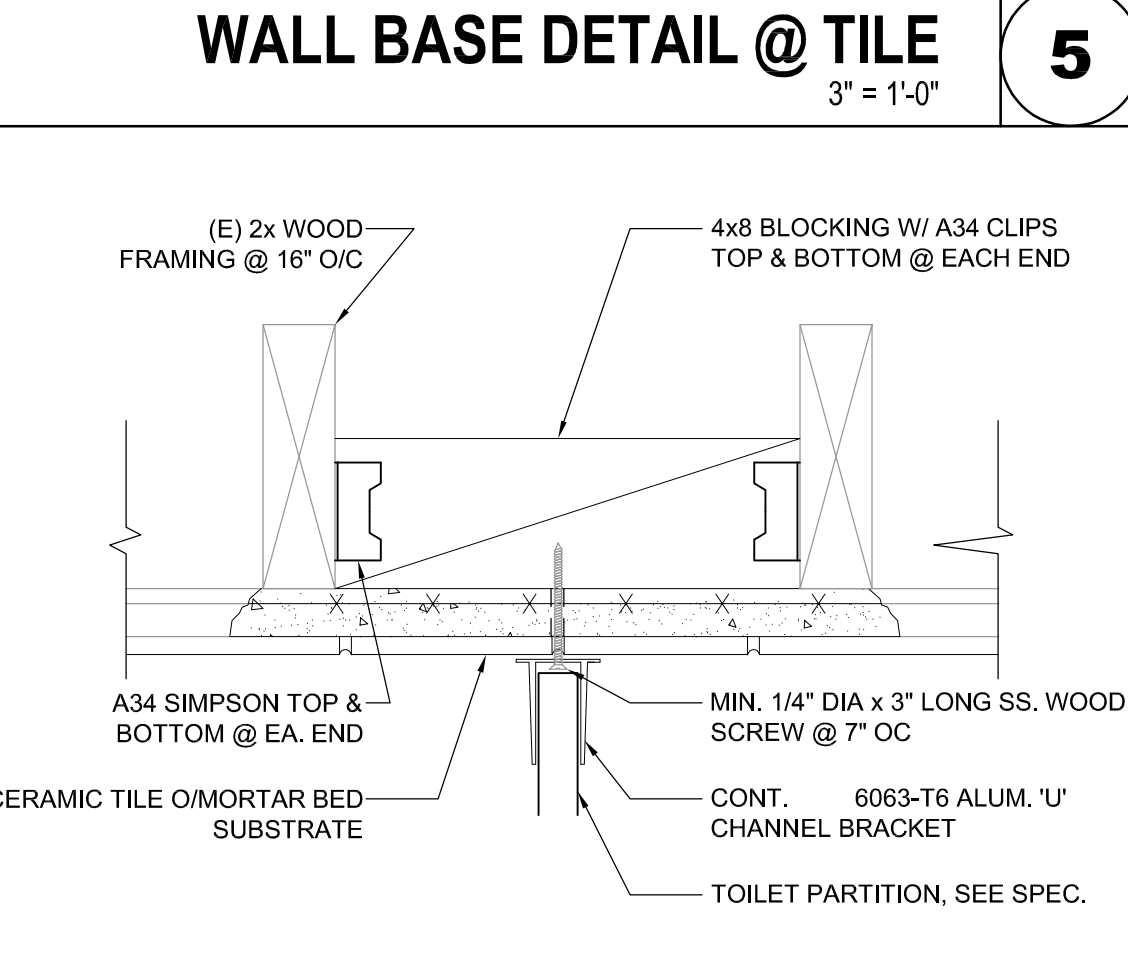
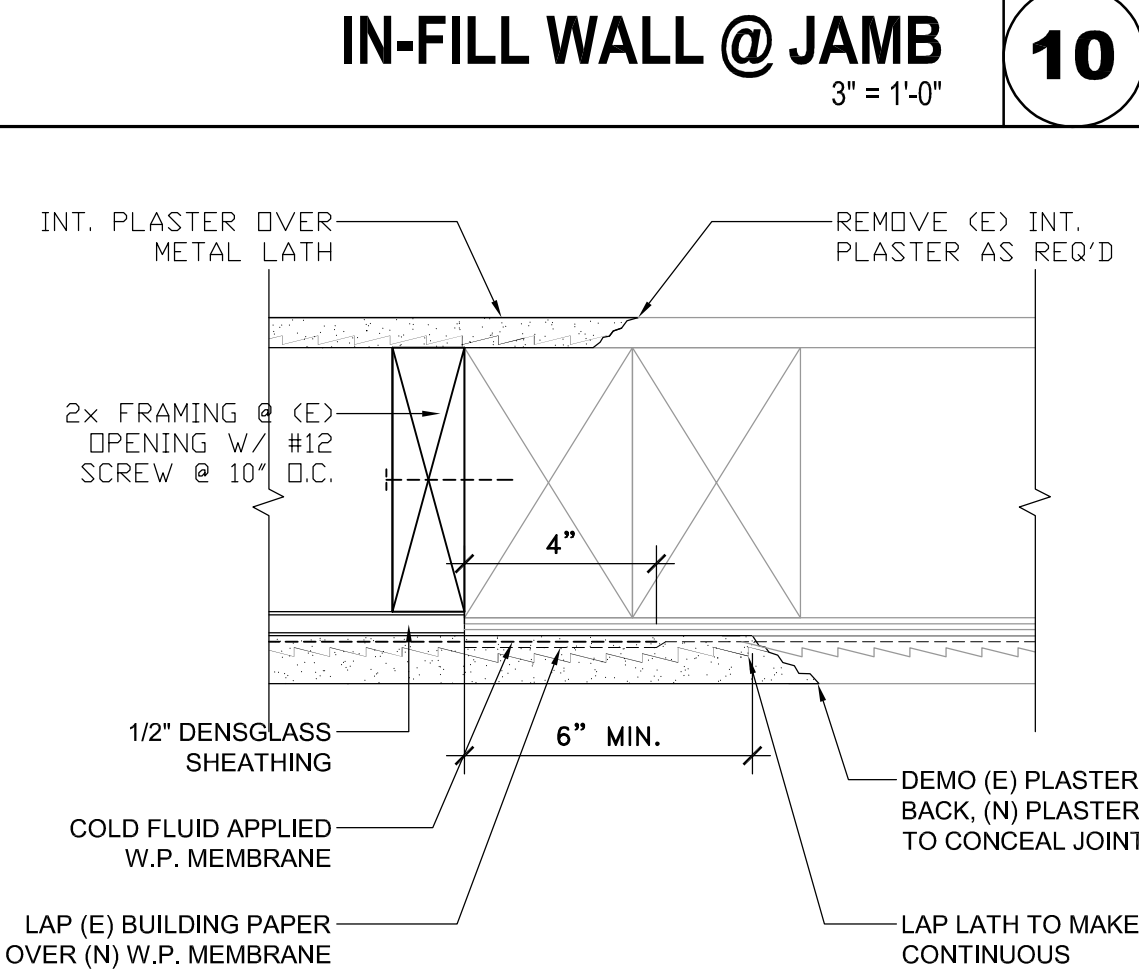
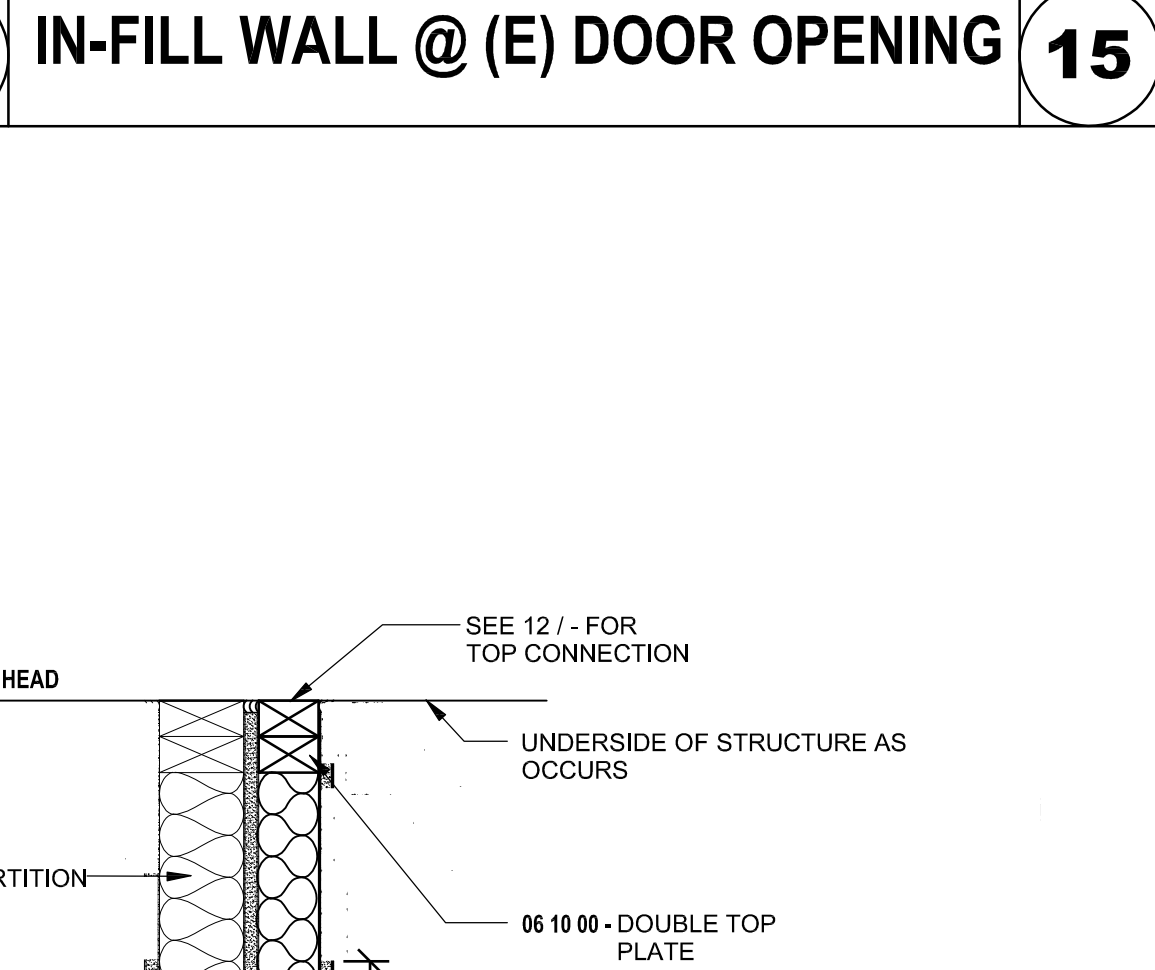
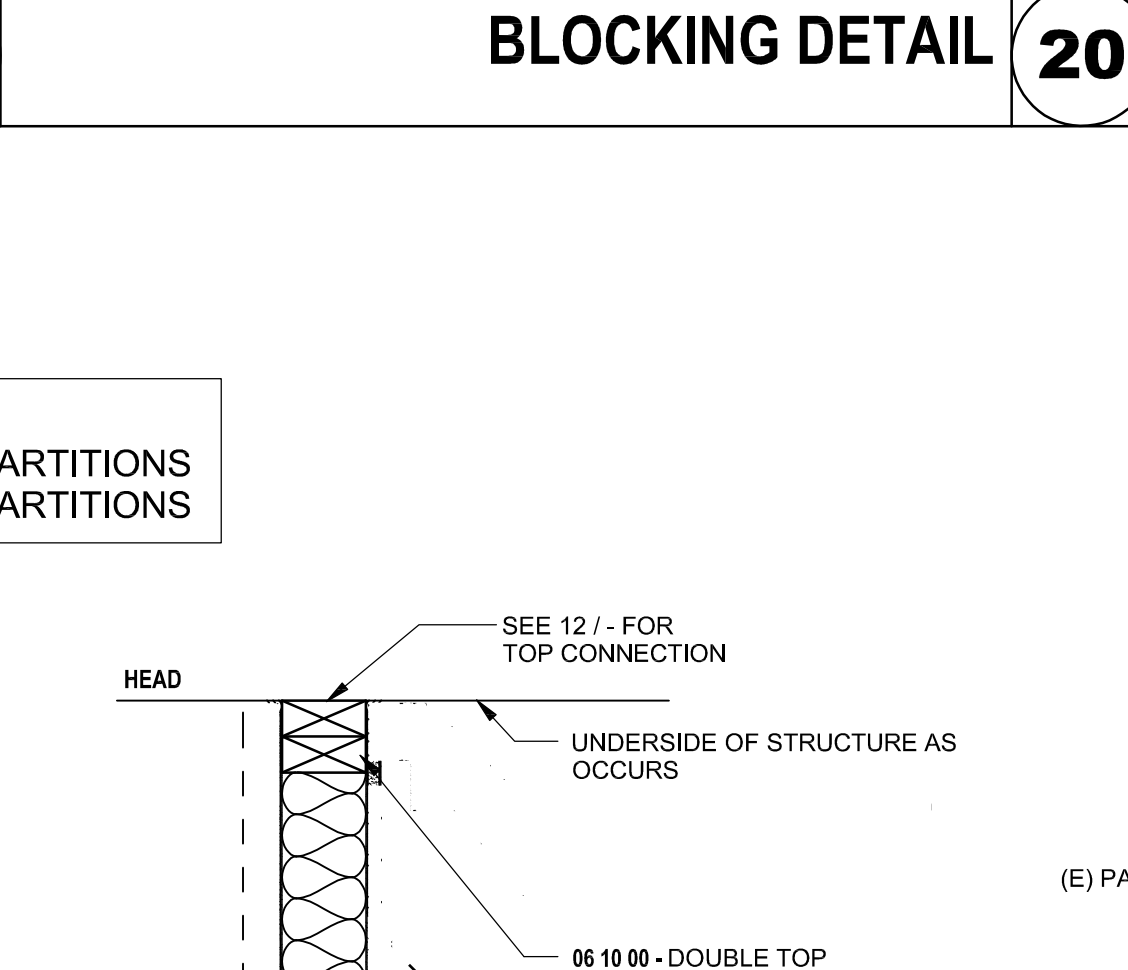
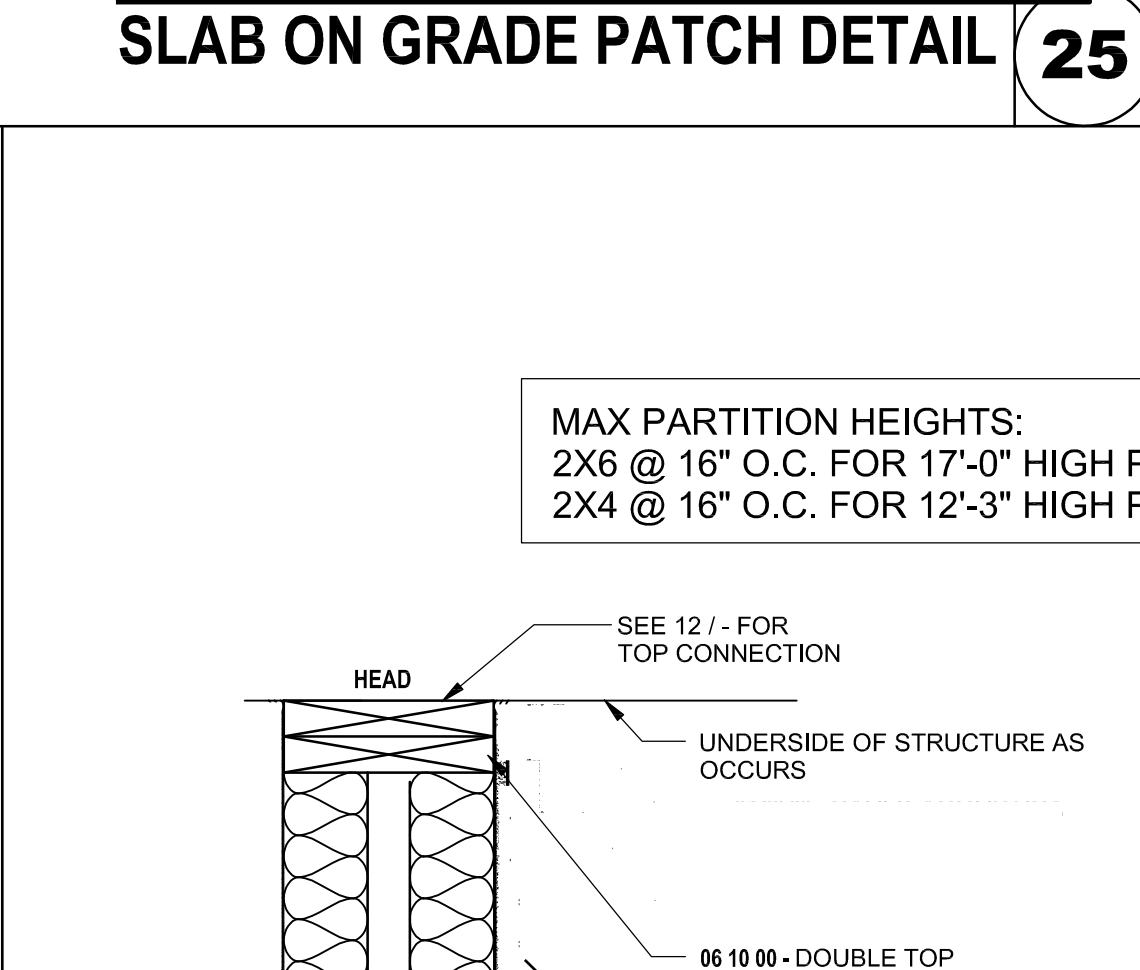
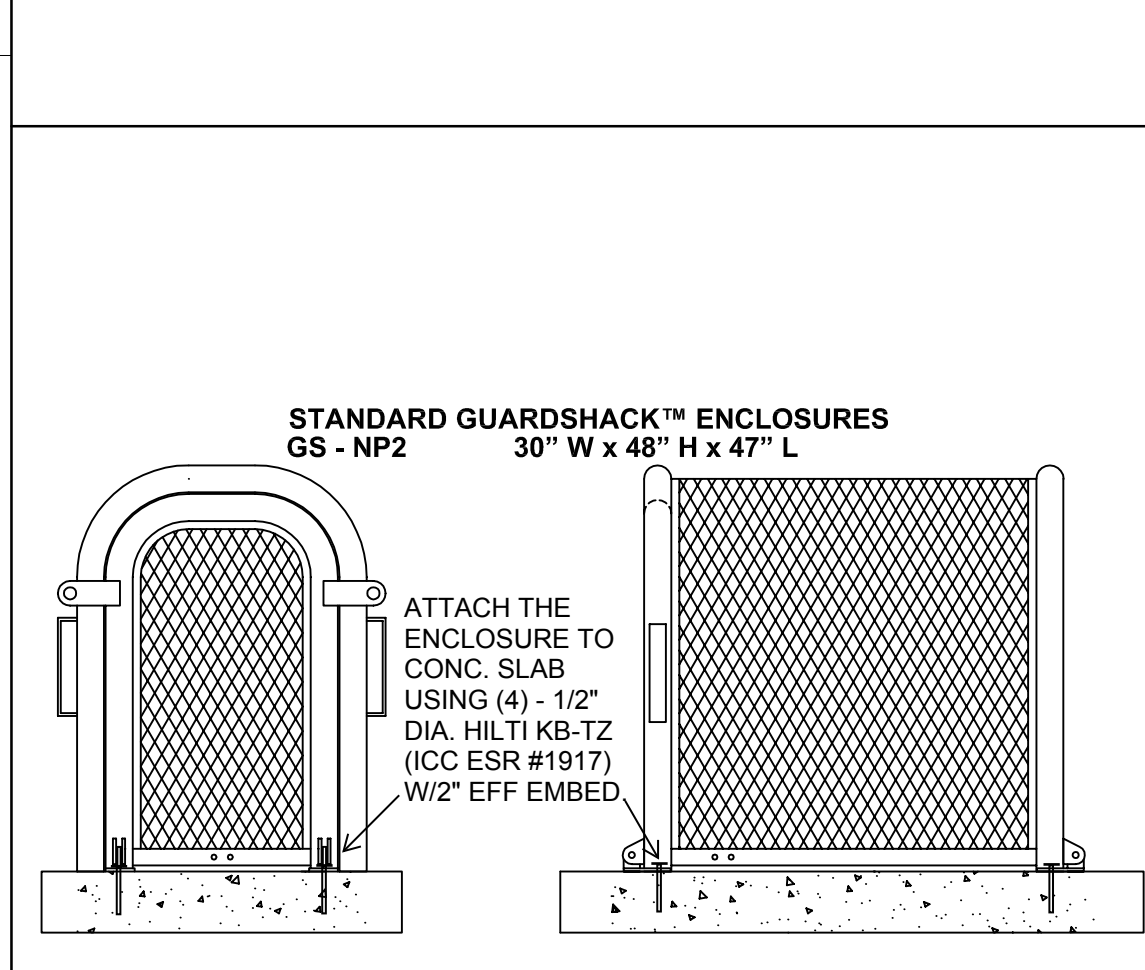
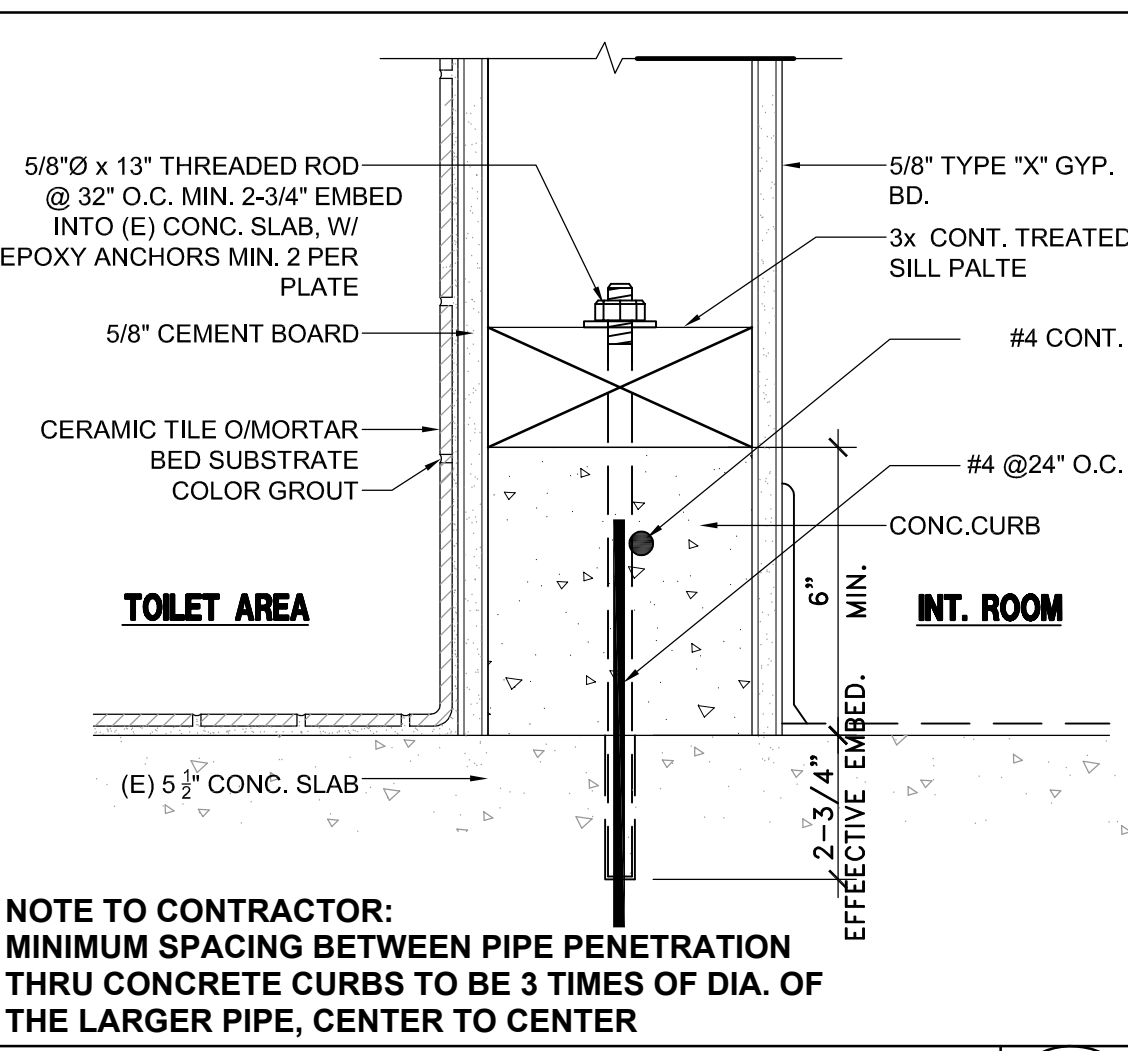
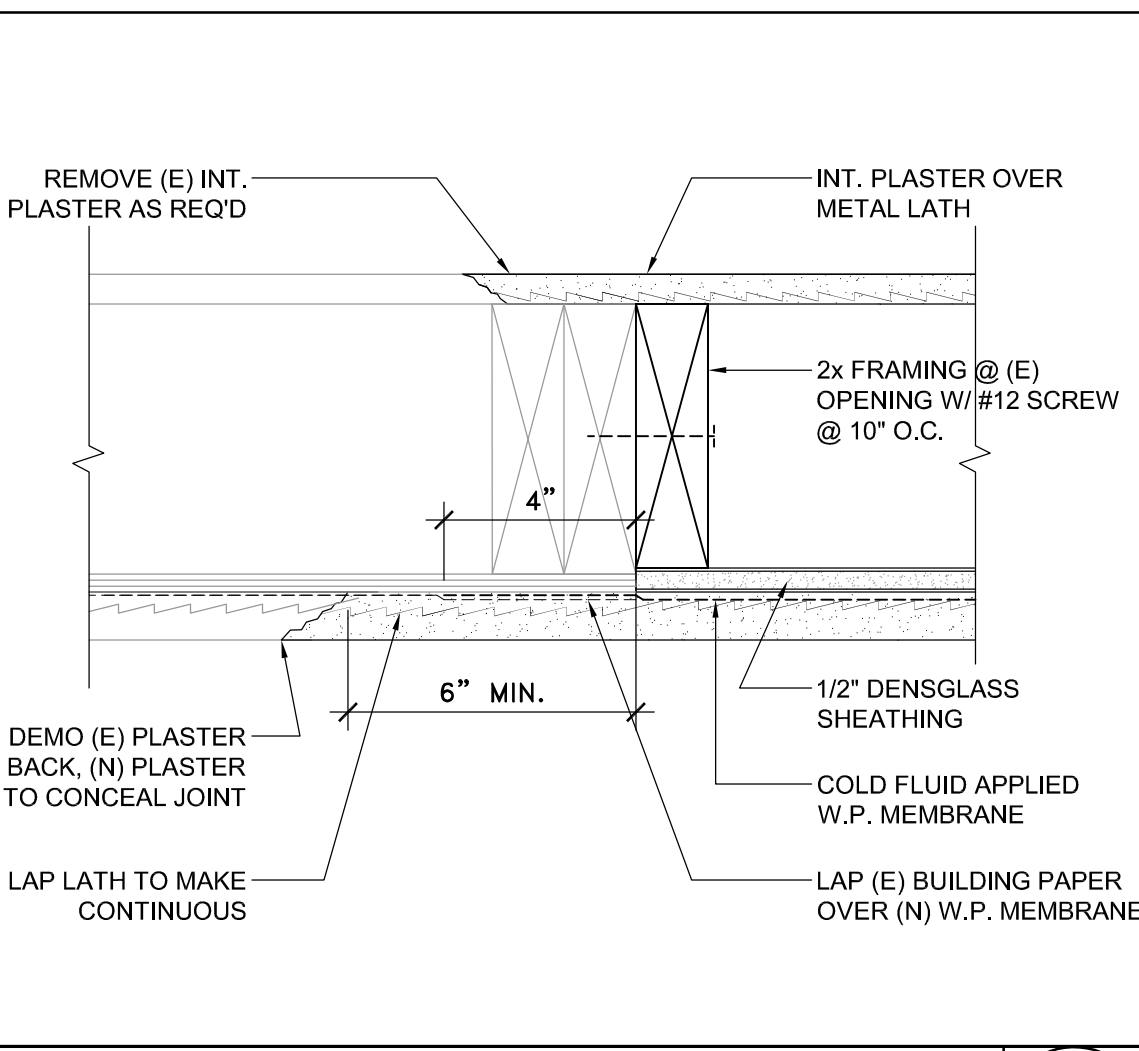
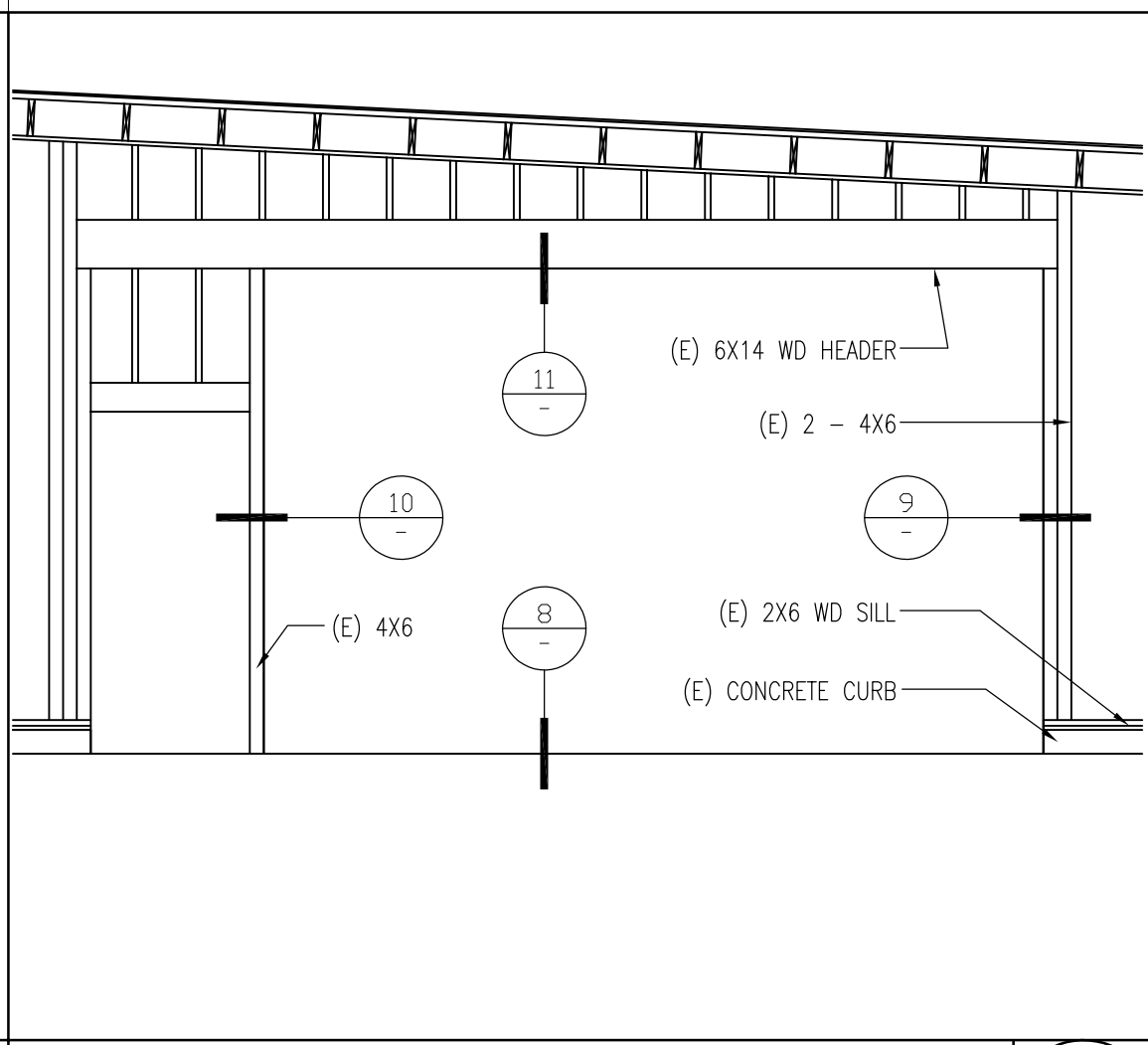
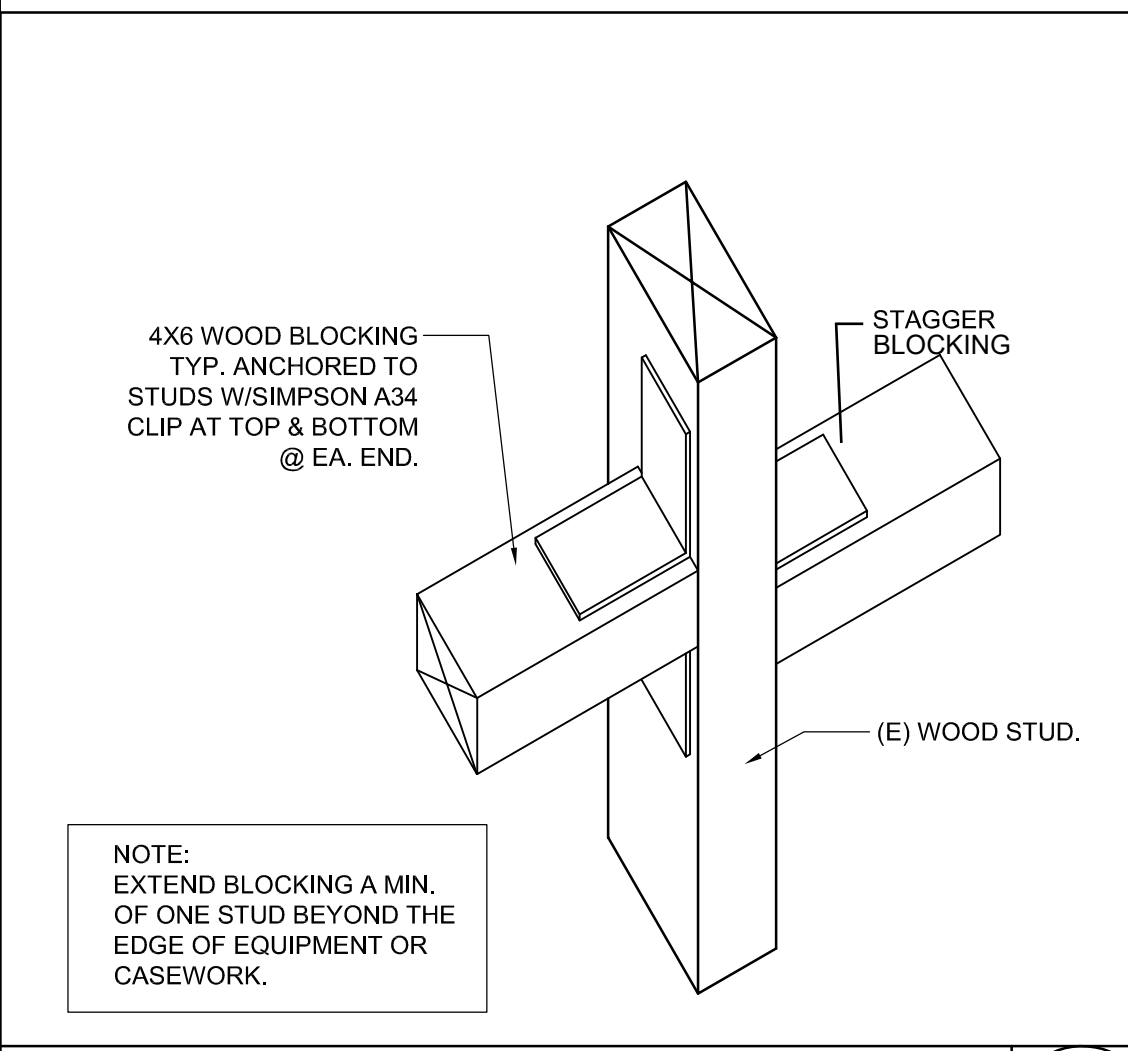
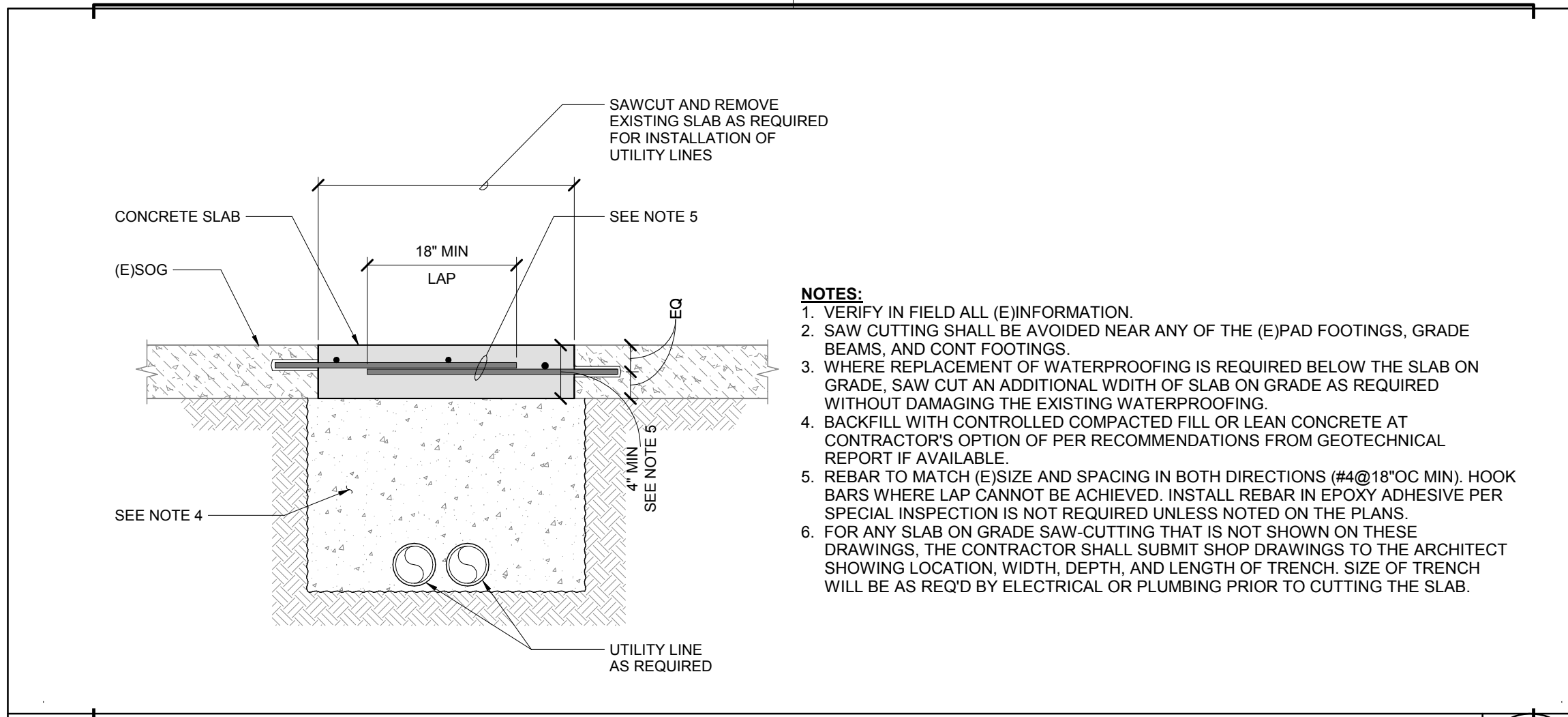
A PROJECT FOR:
INGLEWOOD UNIFIED SCHOOL DISTRICT

PROJECT NUMBER: 10292
A# 03-119485

DRAWN: _____
CHECKED: _____
ISSUE/REVISION:

8/21/2018	30% - SCHEMATIC DESIGN
10/10/2018	50% CD SUBMITTAL
11/15/2018	100% CD - DSA SUBMITTAL
05/23/2019	DSA APPROVAL

CEILING DETAILS



IDENTIFICATION STAMP
 DIV. OF THE STATE ARCHITECT
 APP. 03-119485 INC.
 REVIEWED FOR
 SS FLS ACS
 DATE: 8/14/2019

CANNONDESIGN
 155 S. Fair Oaks, 2nd Floor,
 Pasadena California 91105
 1 626.666.6906
 1 626.666.3940
 www.cannondesign.com

gkkworks
 LICENSED ARCHITECT
 JAVAN NABILI
 NO. C24035
 REN: 7.31.21
 STATE OF CALIFORNIA

PROJECT NUMBER: 10292
A# 03-119485

CHECKED:
 8/21/2018 30% - SCHEMATIC DESIGN
 10/10/2018 50% CD SUBMITTAL
 11/15/2018 100% CD - DSA SUBMITTAL
 05/23/2019 DSA APPROVAL

PARTITION TYPES & WALL DETAILS

A661

TYPE	COUNT	GLAZING			FRAME		DETAILS			COMMENTS
		TYPE	MATERIAL	FINISH	HEAD	JAMB	SILL			
W1	-	GL-1	ALUM.	AL-1	15/A601	14/A601	13/A601			
W2	-	GL-1	ALUM.	AL-1	15/A601	14/A601	13/A601			
W3	-	GL-1	ALUM.	AL-1	15/A601	14/A601	13/A601			
W4	-	GL-1	ALUM.	AL-1	15/A601	14/A601	13/A601			
W5	-	GL-1	ALUM.	AL-1	15/A601	14/A601	13/A601			
W6	-	GL-1	ALUM.	AL-1	15/A601	14/A601	13/A601			
W7	-	GL-1	ALUM.	AL-1	15/A601	14/A601	13/A601			
W8	-	GL-1	ALUM.	AL-1	15/A601	14/A601	13/A601			
W9	-	GL-1	ALUM.	AL-1	15/A601	14/A601	13/A601			
W10	-	GL-1	ALUM.	AL-1	15/A601	14/A601	13/A601			
W11	-	GL-1	ALUM.	AL-1	15/A601	14/A601	13/A601			
W12	-	GL-1	ALUM.	AL-1	15/A601	14/A601	13/A601			
W13	-	GL-1	ALUM.	AL-1	15/A601	14/A601	13/A601			
W14	-	GL-1	ALUM.	AL-1	15/A601	14/A601	13/A601			
W15	-	GL-1	ALUM.	AL-1	15/A601	14/A601	13/A601			
W16	-	GL-1	ALUM.	AL-1	15/A601	14/A601	13/A601			
W17	-	GL-1	ALUM.	AL-1	15/A601	14/A601	13/A601			

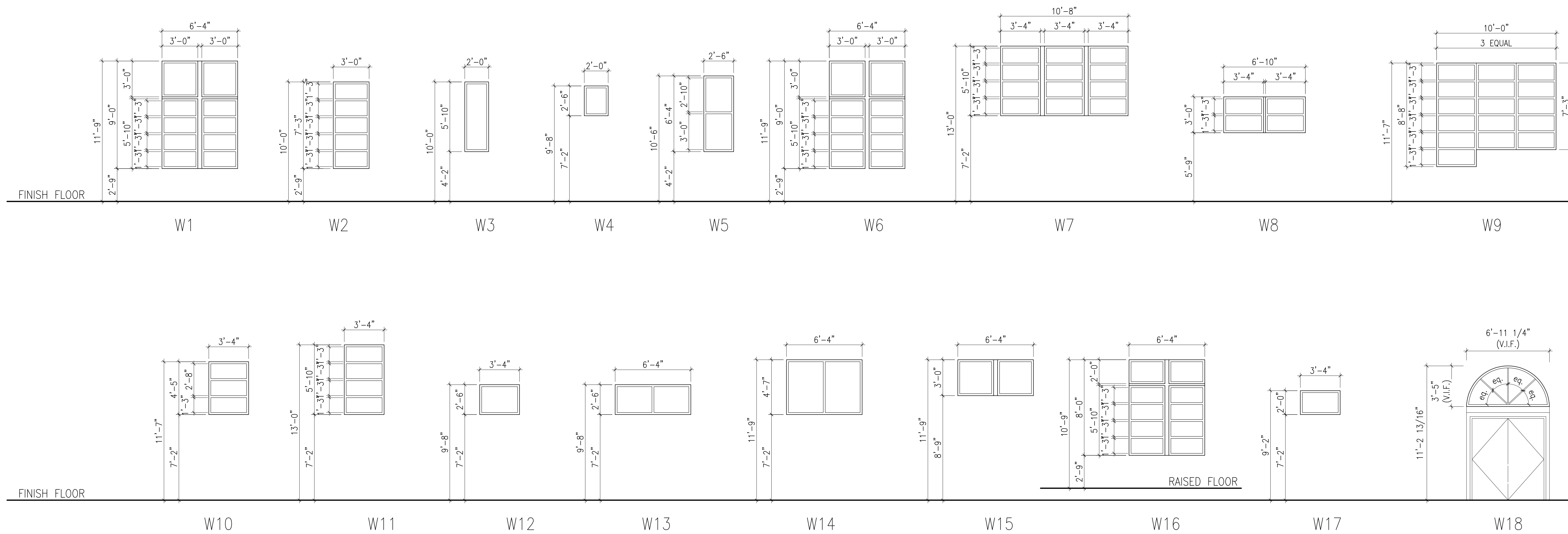
GLASS TYPE 'GL-1' SHALL BE 1-1/8" INSULATED VISION GLASS THICKNESS (1/4" GRAY OR FROSTED - 0.50" AIR SPACE [MILL FINISH SPACER] - 3/8" LAMINATED GLASS (THE LAMINATED GLASS UTILIZES A .03" INTERLAYER). FROSTED PANEL LOCATIONS SHALL BE ONLY AS NOTED ON BUILDING ELEVATION SHEETS AA301, AA302, AB301 AND AC301. STC 40 SHALL BE REQUIRED AS INDICATED ON THE WINDOW SCHEDULE.

GENERAL NOTES

- GLAZING IN FIXED PANELS LARGER THAN 9 SQUARE FEET SHALL HAVE A MINIMUM CATEGORY CLASSIFICATION OF II PER CBC TABLE 2406.1.
- GLAZED OPENINGS WITHIN 40 INCHES OF A DOOR LOCK, WHEN THE DOOR IS IN THE CLOSED POSITION, SHALL BE FULLY TEMPERED GLASS OR APPROVED BURGLARY RESISTANT MATERIAL, OR SHALL BE PROTECTED BY METAL BARS, SCREENS, OR GRILLS HAVING A MINIMUM OPENING OF TWO INCHES. THE PROVISIONS OF THIS SECTION SHALL NOT APPLY TO NEW PORTS OR WINDOWS WHICH DO NOT EXCEED 2 INCHES IN THEIR GREATEST DIMENSION.
- ALL GLASS WITHIN 18 INCHES OF A FLOOR OR WALKING SURFACE, MEASURED VERTICALLY, SHALL BE TEMPERED.
- Ⓢ INDICATES TEMPERED GLASS.
- ALL WINDOWS ARE REPLACING THE EXISTING WINDOWS. CONTRACTOR TO FIELD-VERIFY THE OPENING DIMENSIONS.

WINDOW SCHEDULE

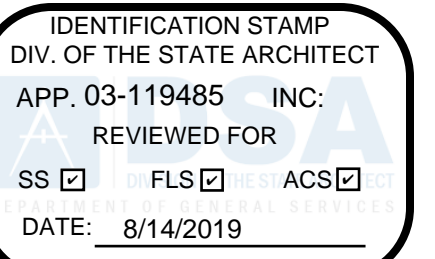
2




WINDOW TYPES

1/4" = 1'-0"


1



155 S. Fair Oaks, 2nd Floor,
Pasadena California 91105
t 626.666.6906
f 626.666.3940
www.cannondesign.com



COPYRIGHT 2018
No part of the contents of this document may be reproduced or transmitted in any form or by any means without the written permission of CANNONDESIGN.



SOUND MITIGATION PROGRAM

OAK STREET ELEMENTARY SCHOOL
635 South Oak Street Inglewood, CA 90301

A PROJECT FOR:
INGLEWOOD UNIFIED SCHOOL DISTRICT

PROJECT NUMBER:
10292
A# 03-119485

DRAWN:

CHECKED:

ISSUE/REVISION:

8/21/2018 30% - SCHEMATIC DESIGN
10/10/2018 50% CD SUBMITTAL
11/15/2018 100% CD - DSA SUBMITTAL
05/23/2019 DSA APPROVAL

WINDOW TYPES
WINDOW SCHEDULE

A751

MATERIAL AND FINISH SCHEDULE - BUILDING "A"														
CONSTRUCTION MATERIAL						FINISH MATERIAL								
ROOM NAME	ROOM NUMBER	FLOOR	WALLS	CEILING	COMMENTS	WALLS				FLOOR	BASE	CEILING	CEILING HEIGHT	COMMENTS
						N	E	S	W					
ENTRY	A1	(E)	(E)	ACT		PT-1	PT-1	PT-1	PT-1	(E)	(E)	ACT	SEE PLANS	
ENTRY	A2	(E)	(E)	(E)	EXISTING CEILING TO REMAIN	PT-1	PT-1	PT-1	PT-1	(E)	(E)	(E)	SEE PLANS	EXISTING CEILING TO REMAIN
ENTRY	A3	(E)	(E)	(E)	EXISTING CEILING TO REMAIN	PT-1	PT-1	PT-1	PT-1	(E)	(E)	(E)	SEE PLANS	EXISTING CEILING TO REMAIN
CORRIDOR	A4	(E)	(E)	AGC		PT-1	PT-1	PT-1	PT-1	(E)	(E)	AGC	SEE PLANS	
CORRIDOR	A5	(E)	(E)	AGC		PT-1	PT-1	PT-1	PT-1	(E)	(E)	AGC	SEE PLANS	
CORRIDOR	A6	(E)	(E)	AGC		PT-1	PT-1	PT-1	PT-1	(E)	(E)	AGC	SEE PLANS	
CORRIDOR	A7	(E)	(E)	GB		PT-1	PT-1	PT-1	PT-1	(E)	(E)	GB	SEE PLANS	
CORRIDOR	A8	(E)	(E)	GB		PT-1	PT-1	PT-1	PT-1	(E)	(E)	GB	SEE PLANS	
CLASSROOM	A9	(E)	(E)	AGC		PT-1	PT-1	PT-1	PT-1	(E)	(E)	AGC	SEE PLANS	
CLASSROOM	A10	(E)	(E)	AGC		PT-1	PT-1	PT-1	PT-1	(E)	(E)	AGC	SEE PLANS	
CLASSROOM	A11	(E)	(E)	AGC		PT-1	PT-1	PT-1	PT-1	(E)	(E)	AGC	SEE PLANS	
CLASSROOM / COMPUTER ROOM	A12	(E)	(E)	AGC		PT-1	PT-1	PT-1	PT-1	(E)	(E)	AGC	SEE PLANS	
LIBRARY	A13	(E)	(E)	AGC		PT-1	PT-1	PT-1	PT-1	(E)	(E)	AGC	SEE PLANS	
CLASSROOM	A14	(E)	(E)	AGC		PT-1	PT-1	PT-1	PT-1	(E)	(E)	AGC	SEE PLANS	
CLASSROOM	A15	(E)	(E)	AGC		PT-1	PT-1	PT-1	PT-1	(E)	(E)	AGC	SEE PLANS	
CLASSROOM	A16	(E)	(E)	AGC		PT-1	PT-1	PT-1	PT-1	(E)	(E)	AGC	SEE PLANS	
CLASSROOM	A17	(E)	(E)	AGC		PT-1	PT-1	PT-1	PT-1	(E)	(E)	AGC	SEE PLANS	
CLASSROOM	A18	(E)	(E)	AGC		PT-1	PT-1	PT-1	PT-1	(E)	(E)	AGC	SEE PLANS	
WORKROOM	A19	(E)	(E)	GB		PT-1	PT-1	PT-1	PT-1	(E)	(E)	GB	SEE PLANS	
BOYS RESTROOM	A20	CT	(E)	GB		CT-2/PT-2	CT-2/PT-2	CT-2/PT-2	CT-2/PT-2	CT-1	B-1	GB	SEE PLANS	
CUSTODIAN	A21	(E)	(E)	GB		PT-1	PT-1	PT-1	PT-1	VCT	RB-1	GB	SEE PLANS	
COUNSELOR	A22	(E)	(E)	ACT		PT-1	PT-1	PT-1	PT-1	VCT	RB-1	ACT	SEE PLANS	
FACULTY LOUNGE	A23	(E)	(E)	ACT		PT-1	PT-1	PT-1	PT-1	(E)	(E)	ACT	SEE PLANS	
CONSOLIDATED OFFICE	A24	(E)	(E)	ACT		PT-1	PT-1	PT-1	PT-1	(E)	(E)	ACT	SEE PLANS	
WOMEN'S RESTROOM	A25	CT	(E)	GB		CT-2/PT-2	CT-2/PT-2	CT-2/PT-2	CT-2/PT-2	CT-1	B-1	GB	SEE PLANS	
MENS RESTROOM	A26	CT	(E)	GB		CT-2/PT-2	CT-2/PT-2	CT-2/PT-2	CT-2/PT-2	CT-1	B-1	GB	SEE PLANS	
MAILROOM	A27	(E)	(E)	ACT		PT-1	PT-1	PT-1	PT-1	(E)	(E)	ACT	SEE PLANS	
VICE PRINCIPAL	A28	(E)	(E)	ACT		PT-1	PT-1	PT-1	PT-1	(E)	(E)	ACT	SEE PLANS	
PRINCIPAL	A29	(E)	(E)	ACT		PT-1	PT-1	PT-1	PT-1	(E)	(E)	ACT	SEE PLANS	
SUPPLIES WORKROOM	A30	(E)	(E)	ACT		PT-1	PT-1	PT-1	PT-1	(E)	(E)	ACT	SEE PLANS	
OFFICE	A31	(E)	(E)	ACT		PT-1	PT-1	PT-1	PT-1	(E)	(E)	ACT	SEE PLANS	
NURSE	A32	(E)	(E)	ACT		PT-1	PT-1	PT-1	PT-1	(E)	(E)	ACT	SEE PLANS	
TOILET	A33	CT	(E)	GB		CT-2/PT-2	CT-2/PT-2	CT-2/PT-2	CT-2/PT-2	CT-1	B-1	GB	SEE PLANS	
SUPPLY	A34	(E)	(E)	GB		PT-1	PT-1	PT-1	PT-1	(E)	(E)	GB	SEE PLANS	
OFFICE	A35	(E)	(E)	GB		PT-1	PT-1	PT-1	PT-1	(E)	(E)	GB	SEE PLANS	
STORAGE	A36	(E)	(E)	GB		PT-1	PT-1	PT-1	PT-1	(E)	(E)	GB	SEE PLANS	
GIRLS RESTROOM	A37	CT	(E)	GB		CT-2/PT-2	CT-2/PT-2	CT-2/PT-2	CT-2/PT-2	CT-1	B-1	GB	SEE PLANS	

MATERIAL AND FINISH SCHEDULE - BUILDING "B"														
CONSTRUCTION MATERIAL						FINISH MATERIAL								
ROOM NAME	ROOM NUMBER	FLOOR	WALLS	CEILING	COMMENTS	WALLS				FLOOR	BASE	CEILING	CEILING HEIGHT	COMMENTS
						N	E	S	W					
ENTRY	B1	(E)	(E)	AGC		PT-1	PT-1	PT-1	PT-1	(E)	(E)	AGC	SEE PLANS	
ENTRY	B2	(E)	(E)	AGC		PT-1	PT-1	PT-1	PT-1	(E)	(E)	AGC	SEE PLANS	
CORRIDOR	B3	(E)	(E)	AGC		PT-1	PT-1	PT-1	PT-1	(E)	(E)	AGC	SEE PLANS	
KINDERGARDEN	B4	(E)	(E)	AGC		PT-1	PT-1	PT-1	PT-1	(E)	(E)	AGC	SEE PLANS	
CLASSROOM	B5	(E)	(E)	AGC		PT-1	PT-1	PT-1	PT-1	(E)	(E)	AGC	SEE PLANS	
CLASSROOM	B6	(E)	(E)	AGC		PT-1	PT-1	PT-1	PT-1	(E)	(E)	AGC	SEE PLANS	
CLASSROOM	B7	(E)	(E)	AGC		PT-1	PT-1	PT-1	PT-1	(E)	(E)	AGC	SEE PLANS	
CLASSROOM	B8	(E)	(E)	AGC		PT-1	PT-1	PT-1	PT-1	(E)	(E)	AGC	SEE PLANS	
CLASSROOM	B9	(E)	(E)	AGC		PT-1	PT-1	PT-1	PT-1	(E)	(E)	AGC	SEE PLANS	
CLASSROOM	B10	(E)	(E)	AGC		PT-1	PT-1	PT-1	PT-1	(E)	(E)	AGC	SEE PLANS	
CLASSROOM	B11	(E)	(E)	AGC		PT-1	PT-1	PT-1	PT-1	(E)	(E)	AGC	SEE PLANS	
CLASSROOM	B12	(E)	(E)	AGC		PT-1	PT-1	PT-1	PT-1	(E)	(E)	AGC	SEE PLANS	
BOYS RESTROOM	B13	CT	(E)	GB		CT-2/PT-2	CT-2/PT-2	CT-2/PT-2	CT-2/PT-2	CT-1	B-1	GB	SEE PLANS	
GIRLS RESTROOM	B14	CT	(E)	GB		CT-2/PT-2	CT-2/PT-2	CT-2/PT-2	CT-2/PT-2	CT-1	B-1	GB	SEE PLANS	
STAFF	B15	CT	(E)	GB		CT-2/PT-2	CT-2/PT-2	CT-2/PT-2	CT-2/PT-2	CT-1	B-1	GB	SEE PLANS	
CUSTODIAN	B16	CT	(E)	GB		CT-2/PT-2	CT-2/PT-2	CT-2/PT-2	CT-2/PT-2	CT-1	B-1	GB	SEE PLANS	
TOILET	B17	(E)	(E)	GB		PT-1	PT-1	PT-1	PT-1	CT-1	(E)	GB	SEE PLANS	
STORAGE	B18	(E)	(E)	GB		PT-1	PT-1	PT-1	PT-1	VCT	RB-1	GB	SEE PLANS	
STORAGE	B19	(E)	(E)	GB		PT-1	PT-1	PT-1	PT-1	VCT	RB-1	GB	SEE PLANS	
STORAGE	B20	(E)	(E)	GB		PT-1	PT-1	PT-1	PT-1	VCT	RB-1	GB	SEE PLANS	

MATERIAL AND FINISH SCHEDULE - BUILDING "C"														
CONSTRUCTION MATERIAL						FINISH MATERIAL								
ROOM NAME	ROOM NUMBER	FLOOR	WALLS	CEILING	COMMENTS	WALLS				FLOOR	BASE	CEILING	CEILING HEIGHT	COMMENTS
						N	E	S	W					
MULTIUSE	C1	(E)	(E)	AGC		PT-1	PT-1	PT-1	PT-1	LVT	RB-1	AGC	SEE PLANS	
MECHANICAL	C2	(E)	(E)	GB		PT-1	PT-1	PT-1	PT-1	(E)	(E)	GB	SEE PLANS	
STORAGE	C3	(E)	(E)	GB		PT-1	PT-1	PT-1	PT-1	(E)	(E)	GB	SEE PLANS	
HALL	C4	(E)	(E)	GB		PT-1	PT-1	PT-1	PT-1	VCT	RB	GB	SEE PLANS	
BOYS RESTROOM	C5	CT	(E)	GB		CT-2/PT-2	CT-2/PT-2	CT-2/PT-2	CT-2/PT-2	CT-1	B-1	GB	SEE PLANS	
GIRLS RESTROOM	C6	CT	(E)	GB		CT-2/PT-2	CT-2/PT-2	CT-2/PT-2	CT-2/PT-2	CT-1	B-1	GB	SEE PLANS	
KITCHEN	C7	(E)	(E)	GB		PT-1	PT-1	PT-1	PT-1	(E)	(E)	GB	SEE PLANS	
CUSTODIAN	C8	(E)	(E)	GB		PT-1	PT-1	PT-1	PT-1	VCT	RB-1	GB	SEE PLANS	
STORAGE	C9	(E)	(E)	GB		PT-1	PT-1	PT-1	PT-1	(E)	(E)	GB	SEE PLANS	
VESTIBULE	C10	(E)	(E)	GB		PT-1	PT-1	PT-1	PT-1	(E)	(E)	GB	SEE PLANS	
TOILET	C11	(E)	(E)	GB		PT-1	PT-1	PT-1	PT-1	VCT	RB-1	GB	SEE PLANS	

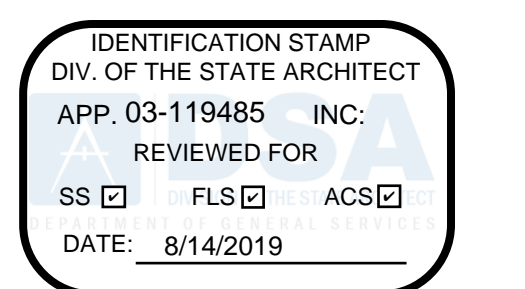
MATERIAL CODE LIST						
FLOORS	WALLS	BASE	CEILING	DOORS/CABINETS/COUNTER TOPS		
CT CERAMIC/PORCELAIN TILE	CB NOT USED	B1 RUBBER BASE	ACT ACOUSTIC CEILING TILE	PL NOT USED		
VCT VINYL COMPOSITION TILE	GB GYPSUM BOARD		AGC ACOUSTICAL GLUE-ON CEILING ATTACHED TO GB	SS NOT USED		
	CT CERAMIC/PORCELAIN TILE		GB GYPSUM BOARD			
	PT PAINT					

MATERIAL AND FINISH LIST	
FLOORS	
CT-1 (FLOOR TILE)	
VCT (VINYL COMP. TILE) ARMSTRONG PREMIUM EXCELON RAFFIA, COLOR: CHARCOAL DUST #55802	
RB-1 (RUBBER BASE) JOHNSONITE TIGHT-LOCK WALL BASE, COLOR: MEDIUM GRAY #28	
RT-1 (RUBBER TILE) NORAMENT SATURA FLOORING 40"x40" FIELD COLOR: GRUS 5102	
RT-2 (RUBBER TILE) NORAMENT SATURA FLOORING 40"x40" BORDER COLOR: VULPECULA 5106	
WALLS	
NOTE: FINISH TO BE LEVEL 4 THROUGHOUT	
PT-1 DUNN EDWARDS 2 COATS MIN.	
PT-2 DUNN EDWARDS SEMI-GLOSS, 2 COATS MIN.	
CT-2 (WALL TILE)	
B-1 JOHNSONITE MILLWORK REVEAL PROFILE RUBBER BASE	
CEILING	
ACT-1 2'x4' ARMSTRONG	


FINISH NOTES	
1. PROVIDE REDUCER STRIP WHERE DIFFERENCE IN MATERIALS OCCURS, UNLESS SPECIFIED OTHERWISE. BEVEL ALL CORNER EDGES ABOVE FINISH FLOOR.	
2. UNDERSIDE OF SOFFITS AND BULKHEADS TO BE PAINTED TO MATCH ADJACENT WALL FINISH, U.N.O.	
3. WHERE DIFFERENT MATERIALS MEET AT DOORS, SEAM SHALL OCCUR CENTERED DIRECTLY UNDER THE DOOR IN CLOSED POSITION.	
4. CEMENTITIOUS BOARD TO BE USED ON ALL WALLS TO RECEIVE TILE. WATER RESISTANT GYP. BOARD TO BE USED ON ALL OTHER WALLS IN WET LOCATIONS. PROVIDE SKIM COAT ON PORTION OF CEMENTITIOUS BOARD EXTENDING ABOVE TILE WAINGCOT.	

NOTES	
CAL GREEN - ENVIRONMENTAL QUALITY	
1. FINISHES SHALL COMPLY WITH THE FOLLOWING:	
A. ADHESIVES, SEALANTS AND CAULKS, PAINTS AND COATINGS, AND AEROSOL PAINTS AND COATINGS SHALL MEET OR EXCEED THE STANDARDS OUTLINED IN SECTIONS 5.504.4.1, 5.504.4.3 AND 5.504.4.3.1 RESPECTIVELY. VERIFICATION OF COMPLIANCE WITH THESE SECTIONS MUST BE PROVIDED AT THE TIME OF INSPECTION.	
B. ALL CARPET INSTALLED IN THE BUILDING INTERIOR SHALL MEET THE TESTING AND PRODUCT REQUIREMENTS OF ONE OF THE FOLLOWING:	
I. CARPET AND RUG INSTITUTE'S GREEN LABEL PLUS PROGRAM OR	
II. CALIFORNIA DEPARTMENT OF PUBLIC HEALTH STANDARD PRACTICE FOR THE TESTING OF VOCs (SPECIFICATION 01350) OR	
III. NSF/ANSI 140 AT THE GOLD LEVEL OR	
IV. SCIENTIFIC CERTIFICATIONS SYSTEMS SUSTAINABLE CHOICE	
V. VOC EMISSION LIMITS DEFINED IN THE CHPS HIGH PERFORMANCE PRODUCTS DATABASE	
C. ALL CARPET CUSHION INSTALLED IN THE BUILDING INTERIOR SHALL MEET THE REQUIREMENTS OF THE CARPET AND RUG INSTITUTE GREEN LABEL PROGRAM. CARPET ADHESIVES SHALL NOT EXCEED A VOC LIMIT OF 50 g/l.	
D. COMPOSITE WOOD PRODUCTS (HARDWOOD PLYWOOD, PARTICLE BOARDS, AND MDF COMPOSITE WOOD) INSTALLED ON THE INTERIOR OR EXTERIOR OF THE BUILDING SHALL MEET OR EXCEED THE STANDARDS OUTLINES IN TABLE 5.504.4.5.	
E. MINIMUM OF 80% OF FLOOR AREA RECEIVING RESILIENT FLOORING SHALL COMPLY WITH ONE OR MORE OF THE FOLLOWING:	
I. VOC EMISSION LIMITS DEFINED IN THE CHPS HIGH PERFORMANCE PRODUCTS DATABASE OR	
II. PRODUCTS COMPLIANT WITH CHPS CRITERIA CERTIFIED UNDER THE GREENGUARD CHILDREN & SCHOOLS PROGRAM OR	
III. CERTIFICATION UNDER THE RFGI FLOORSCORE PROGRAM OR	
IV. MEET THE CALIFORNIA DEPARTMENT OF PUBLIC HEALTH STANDARD METHOD FOR THE TESTING OF VOC EMISSIONS (SPECIFICATION 01350).	

KEY PLAN	



155 S. Fair Oaks, 2nd Floor
Pasadena California 91105
t 626.666.6906
f 626.666.3940
www.cannondesign.com



COPYRIGHT 2018
No part of the contents of this document may be reproduced or transmitted in any form or by any means without the written permission of CANNONDESIGN.



SOUND MITIGATION PROGRAM
OAK STREET ELEMENTARY SCHOOL
633 South Oak Street Inglewood, CA 90301
A PROJECT FOR:
INGLEWOOD UNIFIED SCHOOL DISTRICT

PROJECT NUMBER:	10292
A#	03-119485
DRAWN:	
CHECKED:	
ISSUE/REVISION:	
8/21/2018	30% - SCHEMATIC DESIGN
10/10/2018	50% CD SUBMITTAL
11/15/2018	100% CD - DSA SUBMITTAL
05/23/2019	DSA APPROVAL

MATERIAL AND FINISH SCHEDULE

A801