

Vertical Glass Door Lamps

www.d1vs.com 210-716-8664



160LM/W IP67 Vertical Lamps



Product Features:

1. Contour diameter standard T8 size, smooth end cover and tube body, no steps, suitable for sliding adjustment position in the buckle without obstruction, hidden end cap, end cap and input- end waterproof power line integrated design, end cap reserved LOGO marking position, compact appearance and good consistency, end cap design with beautiful line and luminous direction icon, both beautiful and convenient construction, installation and identification. The bottom of the lamp is flat and can be fixed with strong 3M double-sided adhesive
2. The lamp tube body is made of imported diffusion material with uniform diffusion and no light spots. The internal luminescence is made of "V" type radiator double lamp board scheme to ensure a large enough luminescence Angle and strengthen the light intensity on the 2 side of the light distribution curve, to achieve a large irradiation area and high luminosity uniformity. It is also an important energy-saving application to ensure that the radiator has enough margin and force strength when making high-power lamps, to maintain the heating and working temperature of the lamps themselves, maintain the temperature of the overall lighting environment will not rise, and do not increase the temperature load to the refrigeration cases.

160LM/W IP67 Vertical Lamps

Product Features:



3. The lamp work scheme adopts high efficiency built-in power supply, anti-surge, short circuit, open circuit protection, to ensure the safety of output, LED chip adopts SAN An (Epistar), BMTc and other leading Chinese LED industry high quality high efficiency chip, PCB board adopts UL high thermal conductivity aluminum substrate, to ensure that the LEDs heat conduction to the radiator with low thermal resistance state.

4. The internal design of the end cap adopts a special patent terminal male and female plug, to ensure the reliability and safety of the input circuit, the terminals with large current solid copper needle thick enough to ensure that the lamp series connection when the large current through is safe and reliable, the waterproof design of the end cap adopts non-adhesive double waterproof design, to ensure that the waterproof grade is enough IP67, When the first layer of waterproof ring fails, the second layer of waterproof is enabled to ensure the reliability of the lamp working in a bad environment for a long time. At the same time, the end cap is anti-demolition design, without any gap in the appearance, without any conductor, to ensure the safety and isolation of the lamp inside and outside. You can touch the lamp in the work at will, and the structure is extremely safe.

5. The installation of lamps with humanized design, can be matched with stainless steel strong magnetic stick buckle, installation construction and maintenance efficient and flexible, beautiful appearance, installation of lamps with overall texture is good, can be realized in the buckle fine tune lamp luminous direction, longitudinal without obstruction sliding,

It can also be matched with patent plastic buckle, which is convenient and fast to open and close. At the same time, the buckle itself is light transmittance material, which can be installed in any position of the lamp body without blocking light, and the maintenance saves time and effort.

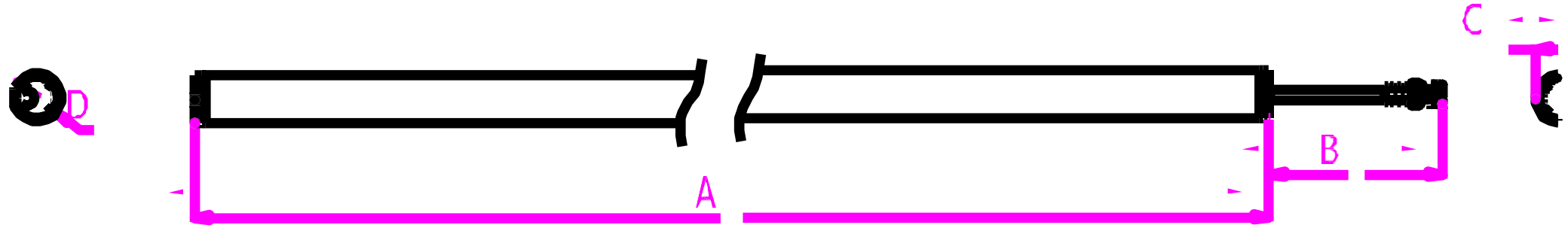
Basic Technical Parameters

T8 Vertical Lamp							
Model	Length	Size	PC Cover	Power	LM/W	Lumen	IP Rate
D1VS-8WAC-2FT-40K-IP67	2ft	Φ26*699MM	Milky	8W	160lm/w	1280LM	IP67
D1VS-12WAC-3FT-40K-IP67	3ft	Φ26*1004MM	Milky	12W	160lm/w	1920LM	IP67
D1VS-15WAC-4FT-40K-IP67	4FT	Φ26*1308MM	Milky	15W	160lm/w	2400lm	IP67
D1VS-20WAC-5FT-40K-IP67	5FT	Φ26*1511MM	Milky	24W	160lm/w	3800lm	IP67
D1VS-25WAC-6FT-40K-IP67	6FT	Φ26*1841MM	Milky	25W	130lm/w	3250lm	IP67

Details of Parameters

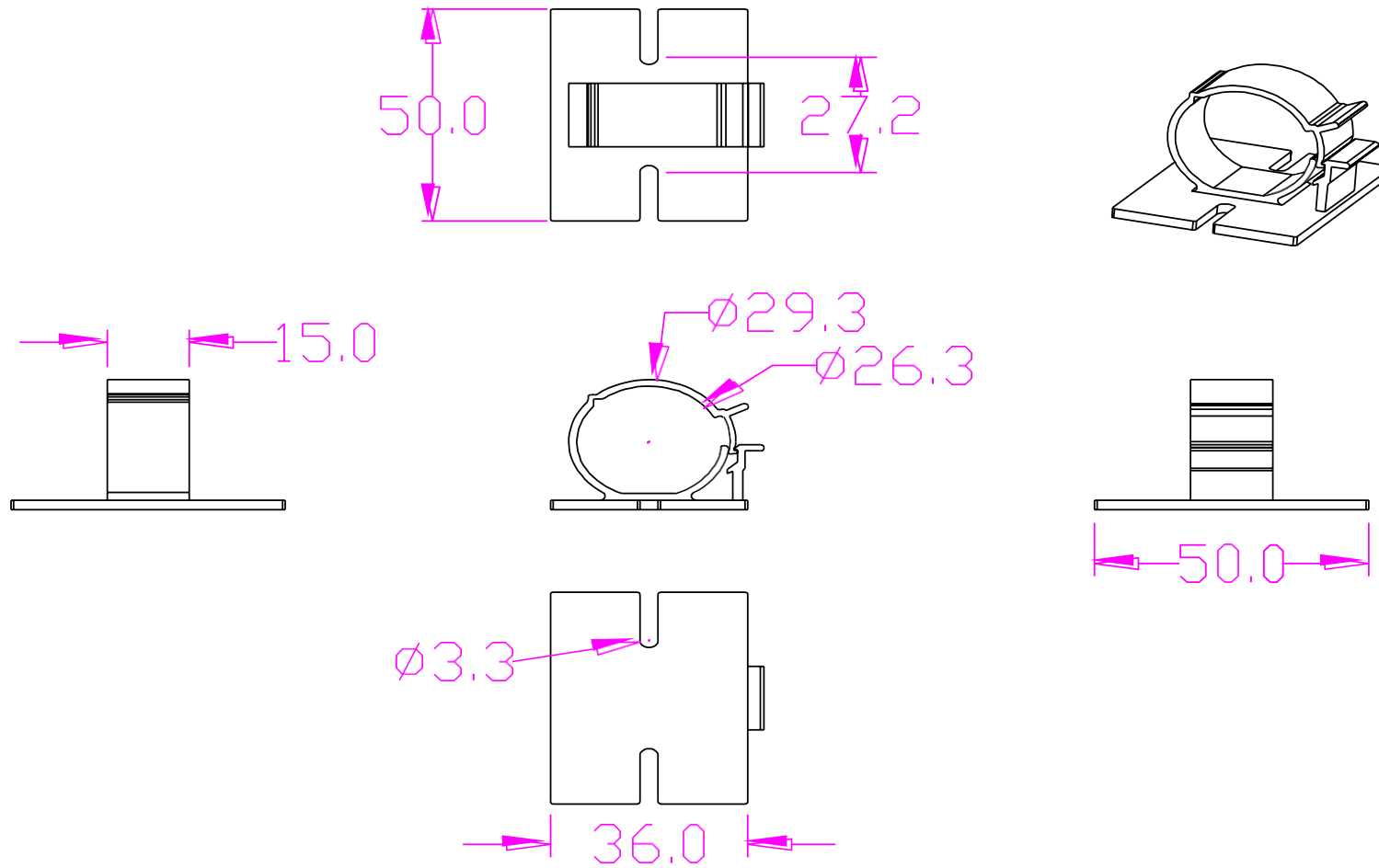
Type	T8 Vertical Lamps
Length	2FT/3FT/ 4FT /5FT /6FT
Power	8W /12W/ 15W/ 20W / 25W
Efficiency	130LM/W &160LM/W
Input Voltage	100-277V /50/60HZ
PF Value	>0.92
LED Type	SMD2835
CCT	3000K/4000K for options
CRI	RA80
Beam Angle	240degree
Driver Type	Internal Driver
Dimmable	NO DIMMABLE and Dimmable for options
SPD	1500V
Ingress Protection	IP67
Working Temperature	-40° ~ +50°

Product Dimensions

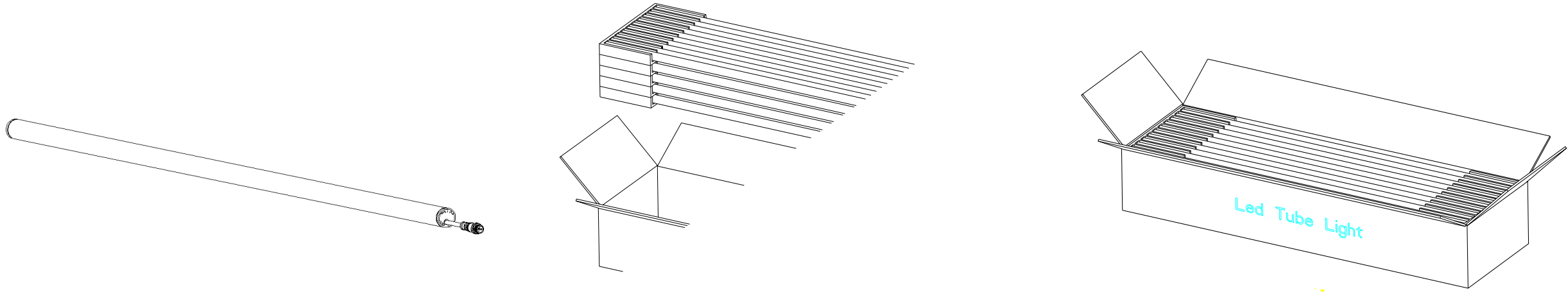


Model Number	A (mm)	B (mm)	C (mm)	D (mm)
D1VS-8WAC-2FT-40K-IP67	610	89	25	26
D1VS-12WAC-3FT-40K-IP67	914	89	25	26
D1VS-15WAC-4FT-40K-IP67	1219	89	25	26
D1VS-20WAC-5FT-40K-IP67	1422	89	25	26
D1VS-25WAC-6FT-40K-IP67	1752	89	25	26

Size of Clips for Vertical lamp



Package and dimenstions



Model Number	Length	L(mm)	W(mm)	H(mm)	PCS/CTN	Weight /KG
D1VS-8WAC-2FT-30K-IP67	2FT	666	358	200	50	15.8
D1VS-12WAC-3FT-30K-IP67	3FT	970	358	200	50	18.5
D1VS-15WAC-4FT-30K-IP67	4FT	1276	358	200	50	20
D1VS-20WAC-5FT-30K-IP67	5FT	1479	358	200	50	23
D1VS-25WAC-6FT-30K-IP67	6FT	1810	195	200	25	14

Application Photos



