

How to set up Siri custom voice shortcuts

Take home automation to the next level using Alarm.com custom voice shortcuts for Siri. To arm/disarm an Alarm.com system or run a Scene, customers can say “Hey Siri, I’m home from work,” or any phrase of their choice to perform automation commands using an iOS 12 device.

Compatibility

Alarm.com voice shortcuts for Siri are available with:


- iOS 12 devices (i.e. iPhones, iPads, Carplay, and HomePod speakers)
- Residential and commercial customers
- All countries where Siri is supported
- There is no additional fee for Siri custom voice shortcuts.

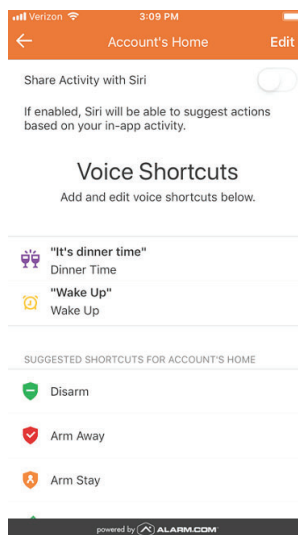
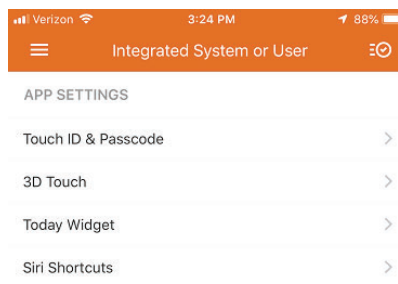
Available Siri shortcut options

- Create the custom voice shortcuts for any of the following actions:
 - Run a Scene
 - Scenes can include locks, lights, thermostats, etc. For more information about scenes, see how to create a scene
 - Arm/Disarm the security system
- Set up and manage the voice shortcuts using the Alarm.com Customer app:
 - Choose as many unique phrases as desired to trigger a given action
 - Choose if secure actions (scenes and disarm) require the phone to be unlocked.
 - Choose the exact phrase Siri says back to the user to confirm an action was successfully completed
- Create different voice shortcuts for each property linked to the customer login. This avoids the possibility of unintentionally turning off the lights at a vacation home instead of the user’s main property.

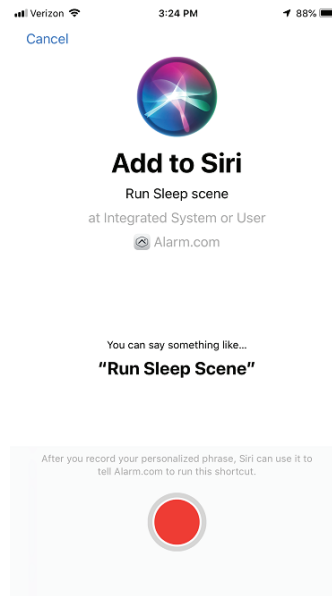
To create custom Siri voice shortcuts:

Note: This feature can only be set up using the app.

1. Log into the Customer app.
 2. Tap **Menu**. 
 3. Tap **App Settings**.
 4. Tap **Siri Shortcuts**.
-
5. Tap **Edit**.
 6. Tap to select the shortcut to create a custom phrase for.



7. Add the custom phrase.



Example commands

Create creative custom phrases of the user's choosing

A custom response can be created for Siri to say back to the user to confirm an action has been completed.

Example: Say “Hey Siri, let the royal rumpus begin” to turn off the lights, turn on the night light, and turn on the sound machine to prepare the kids for story time.

Control the home from anywhere on the go

- Is it dark when the user comes home from the store and their arms are full of groceries? Just say “Siri turn on the lights”.
- Driving home and want to run the Home Scene? Just say “Hey Siri, I’m home from work.”

Combine Alarm.com voice shortcuts with commands from other apps

The Shortcuts app enables you to create personal shortcuts with multiple steps from your favorite apps. Start from hundreds of examples in the Gallery or drag and drop to create your own.

Example: Say “Hey Siri, goodnight” to turn off all the lights in the house, set the user’s device to do not disturb until morning, set their alarm for work, lock all the doors in the house, and arm the system.

To integrate with the Shortcuts app:

1. Log into the Customer app.
2. Tap **Menu**. ☰
3. Tap **App Settings**.
4. Tap **Siri Shortcuts**.
5. Tap **Edit**.
6. Toggle Share Activity with Siri to **ON**.
7. When prompted, tap **Share**.



605-339-0575

jfoss@foss-avi.com

www.fosssecurity.com

623 S Lyons Ave Ste 300
Sioux Falls, SD 57106