



The Flash Paper

September 2022

Bob Gehringer, Editor

Prez Sez

I introduced my new friend, Elmwood Parker, to an effect created by our September Lecturer. Elmwood was found wandering around after being abandoned in the park that is his namesake. After a brief stint in lock-up he was put up for adoption. He is a big fan of head pats, sitting on the couch, and chasing Spooky the Cat around the Family Room.



When talking to him about our September *Monday Night Magic on a Tuesday Night*, I explained to him that we don't change our regular Club Meeting schedule often, but we are making a rare exception this month to take advantage of **Dan Harlan's** tour dates. My own first exposure to Harlan was his 3 volume "Magic with Rubber Bands" series. His name was synonymous with rubber band magic and instead of presenting just puzzles, or one-off tricks, he organized his material into sections that featured complementary methods that could be combined to create full routines. His creations have included *Cardtoon*, *Starcle*, *Hold It Buster*, *The Awakening*, and so many more. His "Tarbell, Every Trick in the Book" series of videos has reintroduced the classics in the Tarbell Course in Magic to a new generation, and these few titles just scratch the surface of his creations and contributions to the art of magic. There

will be something for everyone in his lecture so reserve the evening and plan to attend, and please take a moment when you arrive to sign in and grab a name tag. See you soon.



THANK YOU!

A special shout out to our Monday Night Magic set up team who due to the nature of their work are seldom seen in action.

In the picture from left to right is Tim Begley, Roger Reese, and Steve Osborn. Thank you for your work each month.

It's that time again. - In accordance with our constitution and bylaws, a nominating committee for 2023 OMS Officers has been appointed so as to be in place by the September meeting. The committee shall report recommendations at the October meeting. Election of officers shall be held at the November meeting and installation of officers shall be at the December meeting To be placed on the nomination list contact either **Joyce Becwar Chleboun** at jddiamondmagic@gmail.com, or **Ryan Chandler** at oldmarketmagician@gmail.com

Other nominations for any office may be made from the floor at the October or November meetings.



Build It and They Will Come

"Build it and they will come." That quote describes the momentum that has been built this year with the calendar for our OMS monthly magic events. Our August event featuring *The Amazing Lindy*, Steve Lindeman, filled the room with an audience of twenty-eight and seven on ZOOM!

It really wasn't that surprising, judging from the enthusiasm throughout the club to see his show. Where there are festivals, fairs, restaurants, and many other types of venues, if there is an **Amazing Lindy Show**, there is definitely entertainment ensuing. Our OMS was excited to see his talent at our August event. It was really special that one of our members would extend himself for the evening during his very busy summer schedule.

One of the highlights of Steve's show is the focus, care and awareness he has for his audience. Steve Lindeman is so comfortable with his craft that he uses volunteers and audience participation with every effect he performs. Magicians are well aware of the risks they take with the "wild card" of using spectators in their show. That variable doesn't faze Steve. Watch out or you may miss one of the many casual comments, and really funny jokes he tells to engage and entertain the audience while also managing a volunteer. Ponder all the skills needed and practiced to produce that type of theatrical magic!

There was quite a variety of magic in Lindy's performance. He began by having a young volunteer pick a card from the deck and show the audience. All the while, Lindy stood behind the youngster, giving him instructions while extending a mirror to see the chosen card. Risky, but no one gave his gag away! (I bet Steve was prepared for that happening, though.) Anyway, after a couple failed guesses, he adds a twist to his telepathy by drawing the chosen card, which rises magically from his large artist's pad! This is a really masterful example of layering to enhance what starts as a common card trick. His comedic timing really showed during his next effect, when he chose one of our Discover Magic students to sign a twenty dollar bill. After a few other distractions and humor that extend the illusion and the laughter of the crowd, Steve asked his assistant to choose a lemon out of a bag full of lemons. Then, for his final reveal, he pulled the folded bill from inside of the chosen lemon! Part of the fun of this illusion was the laughter following the joke he told under his breath while cutting open the lemon with a knife. It was about possibly

stabbing himself fatally while reminiscing about his father "going out quietly...not like the kicking and screaming of his passengers." It seemed like a spontaneous memory as he finished his illusion amidst laughter and smiles.



Photos by Tim Begley

Two of his assistants were our scholarship recipients who recently attended Tannen's Magic Camp. It was nice to see the young man from the Kansas City club experience our OMS meeting space and stage event. He assisted with one very popular effect using the toy mascot for NU, Herbie the Husker. That is a favorite with audiences of kids and adults alike in our area. The other scholarship holder and junior magician is a young girl from Omaha. She was chosen to help with a very creative mentalism piece using a detailed script read by our Executive Director, **Dave Arch**. It drew the attention of many in the audience who could see how this theme of nine items, grouped on poster board and revealed one-by-one until the finale message is uncovered, could be changed and used in corporate training modules or any special event without having practiced the mastery of magic.

The evening concluded with folks having eaten an array of tasty snacks, as well as having a raffle, and a book sale. It was our largest group this year! Everyone clearly enjoyed our monthly **Magic Monday** provided by one of our most experienced members, **Steve Lindeman**. We extend much gratitude and appreciation to the *Amazing Lindy* for sharing his fine performance with us! - **Patrice Fisher** - OMS Secretary



ON A TUESDAY NIGHT!

Monday Night
Magic

DAN HARLAN

World Famous for his Unique Magic Creations and his landmark performance of Every Trick in the Book from The Complete Tarbell Course in Magic, Dan Harlan is also among a select group of magicians who have fooled Penn & Teller.


Some of his routines with which you might be familiar (apart from his hosting of the Penguin Magic Videos) include Stash, Vortex, SpeakEasy, The Awakening, Card-Toon, Hover-Card, Crazy-8, Color-Mixer, Hold It Buster, Red Rover, Royal Oil, Switchblade ... and many more. As you might suspect, Harlan has also consulted for top professionals including: Kevin James, Jeff McBride, and David Copperfield.

Arguably he has created and performed more original magic than any other magician ever, so his lecture is filled with an exciting assortment of his greatest hits, plus an amazing array of completely new material.

Simultaneously broadcast on Zoom:
<https://zoom.us/j/4028718108>
No charge for attending this event.

TUESDAY, SEPTEMBER 6, 2022 | 7-8:30 PM (CDT)
The Cross Training Center • 5030 N. 72nd Street • Omaha, Nebraska

With special thanks to our sponsor



Larry's Logic Believe

To recap where we are:
Cards Across. Analysis
phase. How to make
spectators believe they have 10 cards.

The easiest way to discover how to make the spectators believe that they have 10 cards is to ask yourself “what would make **you** believe that you had 10 cards?”

The answer to that is simple. If you counted them yourself. Right? If anyone else counts them, you will always have some room for doubt.

So, the best way to make a spectator believe that they have 10 cards is to let them count them.

This is easy, isn't it?

But this means that if the method you're considering using does NOT allow the spectators to count the cards, it's probably not the most magical it could be. So, it'll be up to you to add conviction back into the mix. Topic for another article.

Next, how to convince them that they still HAVE 10 cards?

You see, each move, each step, each process you do where they lose sight or control of the cards can cause a loss of conviction that they STILL have 10 cards.

For some routines, you put the cards into envelopes. And done cleanly, I can see this as a plus. Obviously if the cards are sealed in envelopes, no one can get to them without damaging the envelopes, etc.

But the key word is CLEANLY. This means you have to show the envelope, have the cards placed inside the envelope, and seal the envelope without much handling.

The Zens cards across version does this. **But** only for

the 1st set of cards. For the 2nd set of cards, they do drop out of sight for just a moment. And this I feel weakens the trick. Mainly because the audience is, I think, at least semi-aware that they didn't “watch the envelope” throughout the entire process.

So, the cards have to be counted by the spectator and then CLEANLY placed somewhere that the cards cannot be touched.

Traditionally, this is someone's pockets if you're using just cards and no envelopes.

Again, this makes sense. If you stuck the cards in a box, everyone would suspect a gimmicked box.... or glass...or just about any other container.

Someone's pants?! Definitely safe.

But what if the glass is inspected? Is that good enough? Probably.



But not a box. A glass is see-through, a box is not.

So, what version's right for you? It depends.

Are you going to try to really sell how impossible it would be to get into the sealed and initialed envelopes? (Assuming you initialed them.) In this case, you're letting the methodology/process drive the script. Which is fine.

Or are you going to drop the cards into examined wine glasses that the spectator is holding? In this case, you might be letting the spectator interaction drive the trick. Again – just fine.

This all depends on what you think is important to the trick and your presentation.

I personally use the classical palm and replace method.

But **only** because I have a different trick that needs envelopes, and the process of putting things into THOSE envelopes is different, and I don't know how to explain WHY I have 2 different processes for the same task.



What does all this mean when all is said and done?

It means I have to find the version that is most effective for ME! And I have to know why it's effective.

I make a pro/con list of each method I'm considering and see what I end up with. Here's an *incomplete* list.

So, make your list, and see if you can't find the most magical method of all.



Interactive Matrix Formula

From Steve Lindeman's August's show and teach-a-trick session, a video of the magic trick he taught is now available in our club's member-only password-protected online video library under the title of *Interactive Matrix*




Trick – Classical

Pros - Cards are all that are needed. Impromptu

Cons - Palming and replacing of cards. No identification of WHICH cards pass.

Notes - Maybe use another object to hide palm?



Trick – Zens

Pros - Thought of cards pass. No sleight of hand

Cons - Need envelopes, pencils, more audience participation. Must have side table(s).

Notes - Find better way for second switch?

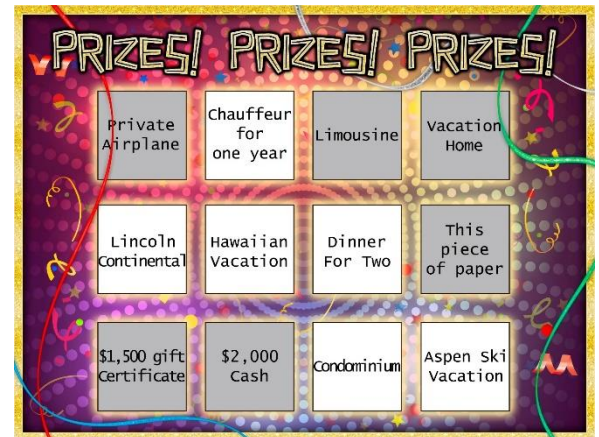
Trick – McComb cards across

Pros - Very easy to do. Cards that pass have different colored backs

Cons - No one else can count cards. Needs replacing occasionally.

Notes - Can be done as standalone MC piece.

September Prize Giveaway



Follow these instructions to determine your prize:

- 1). Put your finger on any gray square;
- 2) Then move it left or right to the nearest white square;
- 3) Then move it up or down to the nearest gray square;
- 4). Then diagonally to the nearest white square; and
- 5). Finally left or right to the nearest gray square.

Congratulations!

Next up – the props! - **Larry Brodahl**



Wishes -A Validating Ritual-



This card trick has a way of encouraging a person when their chosen "wish" card appears at the end of the mystical process.

"We all have two types of wishes," explains the Mentalist to his tableside guest,

"some are wishes of that which we hope DOES happen in our lives and some are wishes that we hope WON'T happen in our lives." He spreads the cards he holds face up on the table and continues, "Different cards elicit different emotions. Some bring out happy and hopeful feelings while some are more dark and even sinister in the feelings they trigger. Please go through the cards and select one card that best symbolizes one of the wishes you want to come true for you in your life."

Depending on the performer's style a conversation can be held at this point about the significance of the card selected.

After the spectator does that, the mentalist continues, "Now I want you to pick ten others that are darker - representing the barriers that may get in the way of your wish coming true." At this point, the spectator has selected eleven cards.

As the mentalist gathers the cards into a packet, he continues. "Now when this ritual was shown to me, the person asked me to share with her the name of someone who has encouraged you through tough times in your life. I ask you to do the same and share with me their first name."

At this point while casually shuffling the packet, the mentalist asks about the person, and how s/he impacted the participant's life. Let's imagine the person shares the name "Susan."

"We will use that important person's name to test the

chances of your wish coming true - overcoming the obstacles," says the Mentalist. Moving one card from the top of the packet to the bottom for each letter in the word, he spells S-U-S-A-N stopping on the fifth letter "N" card and placing it face up on top of the packet. He lets out a sigh of relief as it is one of the "darker" obstacle cards. He then repeats the word spelling and card moving, beginning with the top card which remains face up. Each time the word "Susan" is spelled, the card representing the final letter is turned face up. So far, all cards have proven to be the darker cards representing obstacles the participant hopes to overcome.

After spelling, moving, and turning **nine** cards, the mentalist remarks, "Only two cards remain face down. If the final face down card is your original wish card, that is the best indication that it will likely come true as it has eluded the obstacles."

The spelling is done one more time - showing a card representing an obstacle. Therefore, the last card left face down is indeed her ultimate "wish" card which is triumphantly turned face up can be given to her as a memento of the positive experience.

"I'd say based on what we just saw there's about a 10 to 1 chance that your wish WILL come true," the mentalist comments. "Congratulations!"

Using the above procedure, if the name the participant shares has ten or fewer letters, the original top card of the eleven used will always be the final one turned face up. Cull her 'ultimate wish' card to the top when you gather the cards for your face down packet.



A simple casual face down false overhand shuffle of the packet with pulling the top card off by itself and then shuffling regularly through the rest of the packet and repeating the shuffle - pulling the last card off by itself

will keep the ultimate wish card on top of the face down packet.

Originally published as *Turning the Tarot in Syzygy*. Used with permission.



OMS Research Library Addition



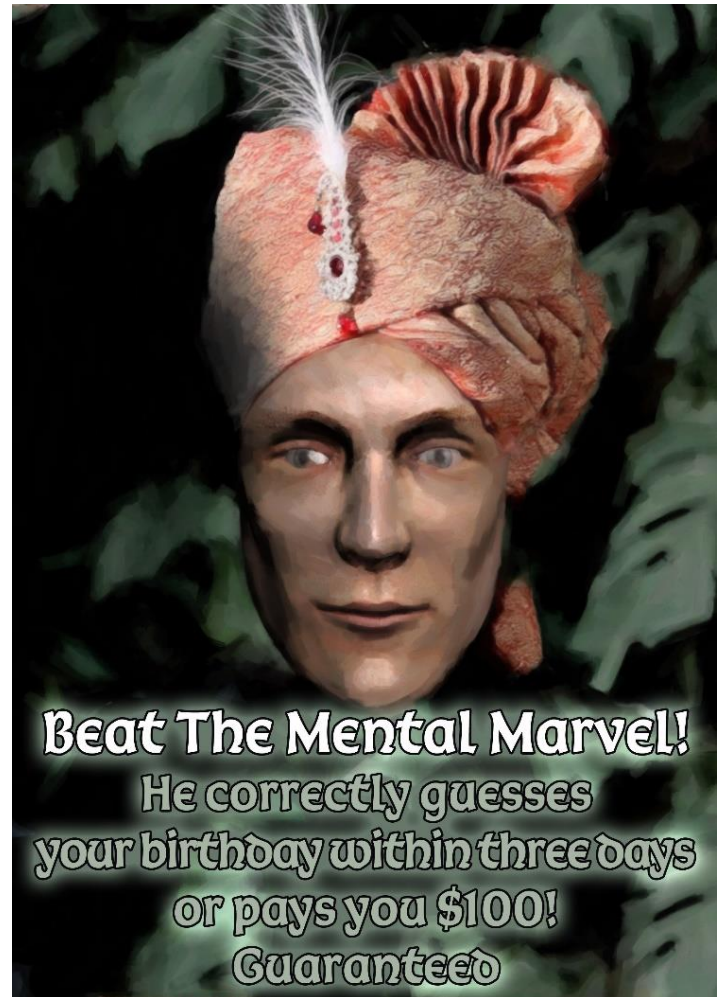
Realizing that more than a few club members follow the magic blog found at <https://thejexr.com>, we're pleased to announce that all five rare volumes based on this blog are now available for reading in our magic research library housed at UNO.



Even the rarest Volume One is there! Released over the past five years all routines in the books were NOT released on the free blog, and the books sold originally for \$250 per volume.

Visit the library page on our website (<https://theomahamagiciansociety.org/library>) to learn more about how to access these and 600+ other books - with about 600 more to come.

Side Show Spoofery



Willing to pay money to have this mental marvel take a guess? You'll lose!

He guesses "Wednesday" every time!

2022 OMS Officers

- President** - Steve Nesor omahamagician55@gmail.com
- Vice President** - Bruce Jacoby..... bruce@colorfulmagic.com
- Secretary** - Patrice Fisher patricekfisher@yahoo.com
- Treasurer** - Bob Gehringer gehringerr@cox.net
- Sgt-at-Arms** - Tim Begley tpbegley@cox.net
- Executive Director** - Dave Arch dave@sandler.com





Tuesday Night Magic

Tuesday September 6th - 7:00 – 8:30 p.m.

Cross Training Center
5030 N. 72nd Street
Omaha, NE

Or just click on this link <https://zoom.us/j/4028718108> (which is the same link we use for all of our monthly meetings).

World Famous for his Unique Magical Creations and performing Every Trick in the Book from The Complete Tarbell Course in Magic, **Dan Harlan** travels the globe performing and teaching incredible magic. One of the most innovative modern magicians, Harlan's cutting-edge miracles are coveted by discerning connoisseurs of fine magic done well. Harlan is also among a select group of magicians who have fooled Penn & Teller. Dan Harlan created Stash, Vortex, SpeakEasy, The Awakening, Card-Toon, Hover-Card, Crazy-8, Color-Mixer, Hold It Buster, Red Rover, Royal Oil, Switchblade, etc. His incredible routines include Cheez Wiz, The World's Saddest Trick, Starcle, Tight Rope, Burnt to the Core... and many more.

Harlan has consulted for top professionals including: Kevin James, Jeff McBride, Keith Barry, David Copperfield, etc. Performing, writing, teaching, consulting, creating and lecturing, Harlan does it all.

Harlan's lecture brings your magic back to life with simple, yet powerful techniques. Learn how CREATIVITY makes better magic. Realize how PREPARATION leads to stronger performances. Discover how RELEVANCE forms an emotional connection. These vital principles will be illustrated and explained through Harlan's original creations. As you know, Harlan has created and performed more original magic than any other magician ever, so his lecture is filled with an exciting assortment of his greatest hits, plus an amazing array of brand-new material.

13405 Marinda ST.
Omaha, NE 68144

