




The Flash Paper

May 2022

Bob Gehringer, Editor



Prez Sez

G.U.T.S.

I once read about a decluttering system that used the acronym GUTS as a pneumatic aid for the method. The initials stood for **Give** it away, **Use** it, **Toss** it, or **Sell** it. I'm putting it to use with the magic I've accumulated over the years to help put some fun back in magic in a few new and different ways for myself.

One way has been to make use of what I already know and challenge myself more. I have decided to make no new magic purchases for a few months. So, if I see a new and enticing ad from one of my favorite online suppliers, I try to create a reasonable, and hopefully entertaining, facsimile out of props I already have. So far this has led me to come up with a couple of new-for-me effects. One uses five Zener cards (that have been sitting in a "someday" box for longer than I can remember) and one that takes an old principle and repurposes even more of the Zener card leftovers. Both were inspired by recent email ads.

I also started some virtual house cleaning with the e-books on my digital shelf, which led to the rediscovery of a twist on a decades-old principle that makes it more deceptive. I am also spending time going through old booklets and pamphlets that have been sitting on my bookshelf collecting dust. The game here is to figure out why I acquired them in the first place and see if any of it

still appeals to me and then put it to use, give it away, or toss it.

Speaking of which, I'm looking forward to our Bring-a-Trick night to see what people have to share. I learn so much when we put our heads together to figure out how a trick is supposed to work or get to see someone properly perform an effect. And if you haven't had a chance yet to read the research article by Joshua Jay, please use the QR code in the poster on our Facebook page to download the document. I found a lot to think about in the section on, "What do people love (and not love) about magic?" Hope to see you soon.

Cross Pollination Continues at our April Magic Event

Our monthly evening of magic was brought to us by the Austin, Texas magic club. O.M.S. enjoyed hosting JD Stewart and Kent Cummings, both of whom shared their magic, followed-up with teaching sessions.



JD Stewart MD (Magic Dude) surrounds his act with messages of hope as he performs for families and



children across America. He teaches magic to children and adults as the founder of the **New Magic Academy**. The academy is dedicated to quality magical education to magicians all over the world. As a magician, JD understands very well that things are not always as they may appear. His instruction uses magic and its concepts to build self-confidence, motor skills and presentation assuredness for people of all ages.

Mr. Stewart began his performance with **the Four Card Repeat** using 4 blue cards and 4 red cards. His main tip was tactile. He roughs the front of the blue cards and the backs of the red cards so that he always maintains eye contact with the audience while knowing exactly where each card is in his hand. Next, he showed the importance of developing and delivering the fast banter needed to do a two card and three card Monte, like a barker in a carnival sideshow or any scammer found in Times Square. He delighted us by doing these illusions with the cards face up or face down with equal ease and then slowed every move, explaining each in detail to teach us how he did it. His abilities as an instructor really shined during this portion of his show and lecture. A coin trick followed, which I believe was called **Three Fly My Way**. Last, he provided the 3D Printer settings, upon request, for creating a small, flexible bottle that can be easily crushed or hidden within a pocket or however a magician thinks to use it. Providing the printer settings for this prop was met with a lot of interest and the club thanks JD for his generosity.



Kent Cummins began his portion of the evening with a video showing pieces of his act throughout the years. His stage name is "The Fantastic Kent Cummins". He

has practiced magic for more than 70 years and still shows fresh enthusiasm for his art as he performs in his own theater inside his **Fantastic Magic Center** in Georgetown, Texas. Throughout the years, Kent has honed his marketing skills to make a profitable living using magic to entertain, educate, and inspire. He writes a column called **Marketing Magic** in *The Linking Ring* magazine to share his success with his specialty of "Magic with a Message" mission as a full-time professional magician.

The focus of Kent's presentation for us centered around five tricks that can be used in the business of magic to promote any message for any type of customer and venue. An example was his lecture regarding his environmental magic kit that utilized illusions to teach and inspire creative solutions with relation to the environment. Each trick had a theme of air, water, fire, etc. that he had developed for a corporate show that wanted to entertain while educating their employees about the linkage of environmental citizenry with business success. The key he said, "Is to begin with the message and design or choose the trick around it, not the other way around."

Props he shared with us that he uses in his shows to promote the themes of his customers were the **Stratus Sphere** or traffic light and magic wands, to make posters or flags magically appear with messages as well as using the **"Duck of Cards"** to choose cards to convey whatever he is being employed to communicate. His knowledge about how to make a long and lucrative career as a professional magician was invaluable to many of our O.M.S. members as many of their questions made clear.

The evening ended with spinning the **Wheel of Names**, a cool automated wheel that is populated with names of potential prize winners when the spinning wheel stops. Most of our 17 Zoom members enthusiastically stuck around in the hopes of winning a one of the magic books at the end of another amusing and educational evening of magic. **Patrice Fisher, Secretary** - Omaha Magical Society



Monday Night
Magic

SPONSORED BY
THE OMAHA MAGICAL SOCIETY


BRING-A-TRICK

It may be a trick you don't know how to work.
Or a trick that looked good on a demo video but has never lived up to your expectations.

Tap into an awesome 275+ years of magic knowledge in the room and on-Zoom by brainstorming ideas with others at your table (or in an online breakout room). Get ideas for taking your magic up a level.

In addition . . . there will be a panel discussion around a magic research article by Joshua Jay. If you wish to read the article ahead of time, please use the QR code below to download the document.

Simultaneously Broadcast on Zoom:
<https://zoom.us/j/4028718108>
No charge for attending this event.
MONDAY, MAY 16, 2022 | 7-8 PM (CDT)
The Cross Training Center • 5030 N. 72nd Street • Omaha, Nebraska



Larry's Logic

by

Larry Brodahl

Skill set - noun: a person's range of skills or abilities.

The next part to consider about the act you want to perform is your skill set.

If you don't know how to palm cards for example, you automatically toss hundreds of tricks out the window.

And even if you do know how to palm cards, can you REALLY palm cards? There's no flashing between the gaps in your fingers? Your thumb is down – no hitchhiker thumb?

How about your arm and shoulder? Relaxed and soft, with NO muscle tenseness?

What about your color palette? Can you pick out an order of silks to produce that creates a pleasing look AND builds the excitement?

What about writing jokes and scripts? Do you write killers or fizzlers? Do people really talk about how neat the CONCEPT of the script was or do they only talk about how neat the TRICK was?

All of these things...and so much more can be part of the skill set of a good magician.

But a really good magician knows what he doesn't know. And he finds help for where he's lacking.

He buys books. Not only magic books, but books on theater, on storytelling, on script writing, and many, many other topics.

He hires teachers, script writers, directors, lighting and sound people. Whatever it takes.

What I guess I'm really saying is that the search for knowledge in magic is never ending....and that's exactly what I like about magic.

But, you can't tell what you need to work on if you never think of it at all. So, again, picturing that ideal magic show we talked about, list the skills – both in magic and otherwise – that you need to have to make that act a reality.

And be tough on yourself. And honest. I've seen way too many magicians that were convinced they were really good, and in fact, they were quite honestly horrible.

Find a magician friend and have them critique your material. Yeah, they'll know you palmed a card, but HOW did they know? Because that's how the CARDS ACROSS trick is done? OR did they actually see you palm the card? Did you flash?

These are all different issues.

And pay attention to your audience. I did a show once and performed the Egg bag. And a guy came up afterwards and said, "You are really good. I know you shoved that egg up your sleeve, but I certainly didn't see you do it."

This tells me 3 things.

- He had NO IDEA how the trick really worked. Which is GOOD!
- There were probably others in the audience that also thought the egg went up and down the sleeve. Which is BAD!
- I have to do this trick with my sleeves rolled up – which is bad, since I had to change my wardrobe.

So, getting back to that ideal show you want to do. Can you ACTUALLY do it? And if not, can you at least see a direction to go to reach your goals?

And lastly, remember – you can always ask the OMS Club members for help.

The ideal act will take time and effort, but that's the fun of magic.



What's Our Magic Story? by Patrice Fisher

Magic That Matures

The Omaha Magical Society would like to thank the NorthStar Foundation for piloting our new **Magic That Matures** curriculum. As many of you probably read in last month's *Flash Paper* newsletter, the Director of the program, **Steve Lindeman**, dedicated March and April to field test this exciting new project.

With Boys Town being the star of Omaha and known across America, NorthStar is a little-known gem that resides in North Omaha to provide after school activities for boys. It was established in 2014 with a mission to "Change young men's lives through programming that supports, challenges, inspires and instills a life rooted in education, self-discipline, and service to the community." Magic aligns nicely with every goal of this mission statement and the role that O.M.S. is seeking to cultivate for the world of magic in Omaha.

Since opening its doors, NorthStar has steadily expanded its assistance of about 100 boys daily to over 300, ranging from grades 3 through 12. There is always action throughout the campus. NorthStar introduced a competitive Lacrosse program, along with soccer, rock climbing and other sports activities to enhance their traditional classroom instruction and tutoring programs. Despite the Covid-19 pandemic, NorthStar completed a North wing consisting of two stories of classrooms. One of these classrooms was dedicated to the focus of magic instruction every week for our field trial of our new **Magic That Matures** program for kids.

After gaining the go-ahead, **Steve Lindeman** met with

his NorthStar assistant for classes and introduced himself to a group of fifteen students. All were curious about the program, but also were there to see a real magician! While describing the format for classes, Steve showed some illusions to the enthusiastic crowd of youth (and teachers) attending. It was clear that these kids were hungry to learn for themselves the delight that magic brings.



Teaching socio-economically disadvantaged children can present a unique type of classroom dynamic. The number of boys and the different times they would make it to class varied each Wednesday evening. However, our program, under the direction of Steve, **The Amazing Lindy**, lent itself perfectly to the fluid type of attendance that can be a challenge to teaching. Along with an assistant staff member, Steve gave hands-on training to each student no matter the learning levels, arrival times from other obligations, or other unplanned events that are common factors when teaching.

The program curriculum uses items that can be found in any household. Pencils, rubber bands, napkins, cups, and just plain sheets of paper make these average items valuable tools for the magic that happened to the very vocal oohs and ahhs from the kids. Steve's goal is not only to teach the boys effects to show their friends and family, but for them to also remember that sense of wonder that they felt when they first experienced the magic, no matter how simple the trick.



Magic That Matures

AFTER SCHOOL MAGIC CLASSES

The lesson plan for each class is very specific, which by its design, seeks to provide structure and discipline for the students. First, Steve passes out a bag of certain household items needed for that session. Using everyday items is not only cost effective for the group, but helps cultivate creativity; one of the key traits of the magician. Lindy begins by performing the illusion for the class. Then, he proceeds to show the trick again, slowly explaining the pieces that make the magic. He teaches the effect step-by-step, and then pairs off students in order to practice. After a few sessions, Steve knew who were quick to learn and paired them with those who were slower. Building self-esteem and experiencing the practice of giving are among the many benefits that Lindy achieved using this formula. Seemingly simple skills like just holding a deck of cards correctly can be challenging for the hands of the young beginner. Understanding that, Steve made sure to teach proper techniques for handling cards and other props along with the basic fundamentals of the actual trick during his walk-about instruction. To support the program further, O.M.S. has produced videos of every illusion to accompany the teaching process. At the end of each class, the students receive a card with the passcode for the instructional video to watch on their own.

Associated with learning each trick, there is also another piece of magic that happens in each class. We know that magic strengthens dexterity and improves focus, but it also can cultivate character. Therefore, teaching the traits of the successful magician are important parts of the **Magic That Matures** program. Attributes such as respect, patience, and the joy of performing a trick for others builds a child's self-esteem, creativity and the emotional intelligence needed to navigate through life.

FIVE LITTLE TIC TACS



There are only three moves for this routine, and they are explained at the bottom of this article. The letter after each script line corresponds to the move you do during the recitation of that line in the script.

The Script

5 little Tic Tacs here you see (A)
Here's what mother said to me, "Don't play with your Tic Tacs!" (B)
4 little Tic Tacs here you see (A)
Here's what mother said to me, "Don't play with your Tic Tacs!" (B)
3 little Tic Tacs here you see (A)
Here's what mother said to me, "Don't play with your Tic Tacs!" (B)
2 little Tic Tacs here you see (A)
Here's what mother said to me, "Don't play with your Tic Tacs!" (B)
1 little Tic Tac here you see (A)
Here's what mother said to me, "Don't play with your Tic Tac!" (C)

The Moves

- (A) Show the Tic Tacs on the palm of your right hand
- (B) Pick up two with your left hand as though picking up one; let one touch your lips as though wetting it and leave it in your mouth; place the other Tic Tac on the rim of your fist turned on its side; as you go to pick it up, do a false pick up letting the Tic Tac slide down into your fist and put the imaginary Tic Tac up one of your nostrils – breathing in as though sucking it up into your nose.
- (C) Pick up the lone Tic Tac and pop it into your mouth. The finale is your surprising production of all five Tic Tacs from your mouth!

From the unpublished book *Craft Store Conjuring*. Used with permission.

Check out our website:

<http://TheOmahaMagicalSociety.org>



TEMPO - Feeling The Speed -

"Tempo" -- the actual speed at which a magician delivers his routines.

We'll have this definition stand in contrast to the word "Pacing" in which the focus is on the participants' subjective sense of the speed at which time passed in the show.

Watch a talk show host move through the various segments of his program and notice when he works the fastest. The slowest? Why? Listen particularly to the speed at which he conducts various interviews.



When the audience members are giving him little or no positive energy as feedback to an interview, watch how quickly the host terminates the interview and moves onto something more interesting for the audience. Then also notice how he slows down and "milks" those interviews which provoke strong audience involvement.

A wise magician also varies his/her actual speed of delivery for at least three reasons:

THE LEVEL OF AUDIENCE INVOLVEMENT is the first. When something isn't working, move on as quickly as possible. When something is working, slow down to maximize impact and retention.

CONTRAST is the second reason to vary content delivery speed. If you were to attend a concert and listen to an hour of music, you would need some of it fast (to keep you awake and energized) and you would need some of it slow (to give you a break and time to relax). Our participants need the same. Notice how the segments of a late-night talk show contrast with each other.

THE PERSONALITY OF THE GROUP is the third consideration in varying the speed of delivery. Some groups require a quicker presentation than others. Just as individuals have different personalities, a person doesn't need to perform magic very long before noticing that audiences have distinctive personalities too. When the overall personality of the group could be described as decisive with a "cut to the chase" orientation, the wise magician delivers rapidly. When the group is characterized by a steadiness and overall cautious approach, a slower delivery usually more closely matches the mood of the room.

Without giving tempo much consideration, a magician will typically deliver his routine at the speed most comfortable for his or her own personality. However, please don't forget that all magic can be presented at a variety of speeds. And that all speeds aren't equally appropriate for the impact you desire to create.

From the book *Showmanship for Presenters*. Used with permission.

Tannen's Magic Camp




Thanks to OMS member **Doug Taylor**, the club selects and awards two \$1895 scholarships to Tannen's Magic Camp

(<https://www.tannensmagiccamp.com/>).

This year the scholarships went to our own Omaha Junior Magician's member twelve-year-old **Jane Rohling** and one went to eleven-year-old junior magician **Matthew Bartlett** from Kansas City.

Last Thursday night we coordinated with **David Sandy** to surprise Matthew with his scholarship by having **David Copperfield** call him to break the news. Here's how it went.

<https://vimeo.com/707620951/55fcbbb2fd>



Video Vault



Number Nonsense

This month we added to the library a video with four obscure number-based betcha's that each make a point about the way our brain is wired. Nope . . . no high-level math required.



Monday Night Magic

Monday, February 21st

7:00 – 8:30 p.m.

Cross Training Center

5030 N. 72nd Street

Omaha, NE

Or just click on this link <https://zoom.us/j/4028718108>
(which is the same link we use for all of our monthly meetings).

13405 Marinda ST.
Omaha, NE 68144

