

The Perfin Society Bulletin

THE SOCIETY'S OFFICERS

PRESIDENT	John Nelson
SECRETARY/ TREASURER/ AUCTIONEER	Michael Rucklidge Harry Skinner
BULLETIN ED.	Rosemary Smith
CATALOGUE ED.	Roy Gault
LIBRARIAN/	Maurice Harp
PUBLICATIONS	John Donner
PACKET SUPT.	Dave Hill

BULLETIN No:- 264. Subscription £4 (UK); £6 (abroad/surface); £7 (abroad/air)

<u>CONTENTS</u>	<u>PAGE</u>
Editorial: Hong Kong Security Markings Booklet.	2 - 3
News of Members: Members' Wants: Membership Changes: Cambridge Meeting.	4
<u>Members' Comments on Previous Articles: Jersey Perfin S.C.F:</u> Sloper's Publicity Letters: Insurance Stamp Perforations.	5 - 6
J. Sloper & Co. - Additional Information.	7
Perforated Postal Stationery (David Scott)	7 - 9
More from the Sloper Record Books (David Scott)	9 - 12
A Polish Forger (Magnus Werner)	13 - 17
Evidence for Multiple Impression Dies (Roy Gault)	18 - 20
The Butterfly Alphabet (Roy Gault)	21
New Identities.	22 - 24

AUCTION No.3 (1993)

12 Pages.

EDITORIAL

May 1st 1993

I think these must be the last comments taken from all the letters received following the publishing of the Critique on the Bulletin from Philitex '92. I had intended that the last Bulletin would end this topic but these two extracts echo many other comments in the same vein.

A.B. (England)

"I would agree entirely with those members who have already written in support of the Bulletin as it is and having had two small contributions mentioned in it to date I say keep it for the members and do not get carried away in some medal hunt to satisfy some glorified professional judges.

Whilst offering my praise in support of the Bulletin I feel I must add a few words in praise of the Auction Catalogue. Harry Skinner does a first class job in getting these catalogues out on time and also in the follow up of successful bids. His descriptions and details of all lots, even those whose reserve is as low as 20p, is excellent. Never once have I been disappointed with any lot received, unlike one club auction when I was successful in a postal bid for "Australian Perfins from 60's to 70's - 100+" to find they were all G/NSW."

A.S. (England)

"Our officers are of the highest standard of any group in the 17 years I've been a member. The Bulletin is excellent, giving coverage of all perfin aspects, and the help given to me by officers of recent years has been done cheerfully and in excess of what would normally be expected. It's a pleasure to work with them."

I endorse these sentiments completely and I am sure there are few philatelic trade auctions which are run as professionally as Harry runs the Perfin Society Auction.

After this seemingly mutual admiration society I would also bring the following to your attention. It is from a letter I received this week and I was quite surprised at the comments, never having questioned the impartiality of an editor. Am I naive?

"I think that I have developed a habit when sending things to certain journals of concealing my identity. For one thing it saves time. For another it ensures that the Editor treats all contributors equally - sometimes there is favouritism or hostility to some contributors (when for example a piece criticises something). For another it discourages everybody expecting acknowledgement for every trivial item. All fairly irrelevant in your case."

My answer to this is that I try to print every item which is sent in. The article is the important consideration not the name at the top. Occasionally the information in an article has been published already or new information has come to our notice which outdates a contribution and so I leave these in my 'dated' file. I hope I can say, with some accuracy, that always I have acknowledged receiving all contributions (not always promptly) whether I use them or not.

However, I do feel very strongly that if someone goes to the trouble to contribute anything to the Bulletin, be it large or small, there should be public acknowledgement of the contributor if the item is published. Keep your articles coming in.

* * * *

HONG KONG SECURITY MARKING BOOKLET

I have had a number of enquiries about the purchase of this booklet for members own use. I have now ascertained that it can be bought from the Librarian of the Hong Kong Study Circle Group - Mr. C. R. Riding

It consists of 13 pages A4 size which are made up of Printed Names (5pp) Printed Initials (5pp) Perforated Initials (3pp). Price is £1-50p plus postage and packing so I would guess £2 would be a fair average.

* * * *

EGYPTIAN PERFINS

Many thanks to all members who sent in valuable information for Mr. Simpson. I have passed on your photocopies and lists with names and addresses. Mr. Simpson was delighted with the response which has added to his knowledge of Egyptian perfins.

* * * *

NEWS OF AND FROM MEMBERS

In March '93 NANCY BARROWCLOUGH won the "Thematic Cup" at her local Philatelic Society Competition with a display of perfins. As the entry attracted the highest number of points in all the four categories judged, it now has to go to the North West Federation competition.

Nancy is not convinced that this is the correct category for an entry of perfins and I myself know that similar entries have been put in the "Cinderella" section. Personally I think they should go into the Postal History section.

What has been your experience of entering competitions and what are your views about the most appropriate competition section for perfin entries?

* * * *

MEMBERS' WANTS

Member G.L.ROBIJN

NETHERLANDS would gladly exchange his ample stock of European Perfins (inc. G.B.) for French and Dutch perfins.

* * * *

MEMBERSHIP CHANGES May 1993

New Members

HOVLAND-PYE MRS.A.

FROST J.R.

WALKER S.

* * * *

CAMBRIDGE MEETING

The Cambridge meeting is on Saturday 5th June 1993, not on the 6th as stated in the April Bulletin. The room is available from 9 a.m. to 5 p.m. If you intend coming please contact Derrick Muggleton who will send a map and answer any queries you have.

J. M. Rucklidge Hon. Sec.

* * * *

MEMBERS' COMMENTS ON PREVIOUS ARTICLES

ADDITIONAL HISTORICAL BACKGROUND TO JOSEPH SLOPER Bulletin 263/9

The original information member for this article was supplied to me by DILWYN CHAMBERS.

* * * *

JERSEY PERFIN S.C.F Bulletin 254 Pg.7.

Stephen Steere reports that the dealer G. ROBBE,

has some of these perfins on postcards as described in Bulletin 254, at the price of £2-50p. It was from this same dealer that I myself bought the full set of mint stamps described in that same article.

* * * *

SLOPER'S PUBLICITY LETTERS Bulletin 229/5 and 263/16-19.

FRANK SUMMERS also has one of the Sloper Advertising Letters and Publicity Card. The date of the letter is 1960, eight years prior to my copy, but Frank points out that although there are slight differences in the text of the letter, the prices are exactly the same.

The signature to this letter was W. O. Hawkins and this was perforated too. As soon as I saw this signature I knew I had seen it before. Looking through my files I found the pieces of paper which had been perforated for us on our visit to Sloper's Works in 1990. If you look at Bulletin 248/10 you will see a copy of this signature. The text there says that these machines were used by firms whose signatures' were not always available for endorsing cheques or letters. Obviously Slopers used them for their own directors.

The letter was given to Frank by someone who worked at The English Sewing Cotton Company, Manchester, but unfortunately the envelope was not with the letter and card. In Tomkins there are two dies identified as used by this firm - E4230.01 E.S.C./C^oLtd (stamps of EVII) and E4340.01 ES/Ld/CC (stamps KGV to KGVI dark colours).

Perhaps Sloper's were contacting their former clients to try to drum up more business in 1960. Would members let me know if they have copies of E4340.01 which are on later issues than the GVI

dark colours? Has anyone an overprint, used for receipt purposes for this firm?

(A further reference to this article is at the end of the next article.)

* * * *

INSURANCE STAMP PERFORATIONS Bulletin 263 Page 8.

BILL COKAYNE, a former director of J. Sloper & Co. Ltd., has sent more information about the making of Ballot Machines and perforating of Insurance Stamps and Savings Cards.

The Ballot machines were made to a standard pattern for use in local and national elections. They were made from die stamped pressings which were mounted in plastic and metal frames with easy access to the punch pins. The coded shapes could be selected by the returning officer of each polling station to improve the security of the ballot, and could be anything from a single hole to any combination from 25 holes.

At the time these machines were first ordered by the Ministry the requirement was such that a special unit was set up for manufacturing them and supplemented by the use of outworkers to pin up the assembled dies. When the original orders were completed some of the operators were kept on for training in other types of work. The original requirement by the Ministry was for 30,000 units and this was subsequently supported by repair and replacement orders until the closure of the company.

Referring to the Savings Stamps Cards being perforated to cancel redeemed stamps, this has been used by a number of companies usually by punching a single hole through each stamp while the card was folded. A model 40 heavy duty perforator was fitted with a die specially designed for the purpose.

Turning to the use of the yellow and green stamps as described on Page 19 of Bulletin 263, the information presented is fair and accurate. The errors shown on the illustration are faults at the drilling stage when the die was tested before completion after which corrections would be made. It should be noted that these sample one over dies were often produced by less experienced operators during their training.

J. SLOPER & CO. - ADDITIONAL INFORMATION

One of the former directors of J. Sloper & Co. Ltd., MR.E.F.LAVER, informs me that during the war, the Tower Royal Works at West Hampstead worked two 12 hour shifts mainly on the production of spare parts for the Ministry of Aircraft. It should be remembered that first and foremost Sloper's were a light engineering works, not a firm which dealt exclusively with the perforation of stamps. The 1941 blitz of London wiped out the offices at 22 Budge Row, not the works at West Hampstead.

Mr. Laver also has been able to identify two perfin dies which were associated with the company. When Percy Sloper, the bachelor son of Joseph, died in the early 1930's, a Mr. R. T. Firminger acquired the Company. He became the Governing Director and when he died, this position was assumed by his widow, Marjorie Firminger. They were both supplied with stamps for their personal use perforated with their initials - RTF and MMF.

Bulletin 248 Pg.12 shows the Sloper 5 Reigns card with the RTF perfin - which die was unknown until that date (1990) - and Bulletin 260 Pg.19 shows another of these Sloper 5 Reigns card with the MMF perfin - again an unknown die.

I would venture to suggest that these two perfins are very rare. To test this theory, could you let me know if you have a copy of either of these perfins? I will report back in the next Bulletin.

* * * *

PERFORATED POSTAL STATIONERY Information from David Scott.

David is one of our members who is researching the Sloper ledgers which the Society purchased when the company at West Hampstead closed.

He has come across an original letter from Joseph Sloper to his brother Horace in the "Works", asking him to make a die MB/&C° for perforating through the embossed stamps on envelopes. The ledger is the Order and Impression Book and unfortunately the letter is very dark and stained and stuck down on a buff page.

The date is quite early - April 5th 1869 - and the address is Walbrook House, Walbrook, London E.C. The text reads:-

Office for Slogers Patents

Walbrook House, Walbrook, E.C. 4

London April 5th 1869

Dear Horace,

Please put in hand a
"bee like" copy to the design below, exactly
it is for a 10 shilling M.B. & C. envelope stamp -
I have drawn it exactly as it will come on the stamp
71 wire

Allow sufficient
space between the
matrix & clearing
plate to take 3 of
the thick envelopes

Yours truly
P. P. Sloper

Should be the way of this stamp
showing it is to read -



Grow out
under the steel
to have drilling

"Dear Horace, Please put in hand a Die like "CORY" to the design below, exactly, it is for initialling M.B.&C^o's envelope stamps - I have drawn it exactly as it will come on the stamp. 7' Wire Allow sufficient space between the matrix & clearing plate to take 3 or 4 thickish envelopes. Yours J.L.(?)Sloper."


In the centre of the envelope is "Envelope showing the way of the stamps & how it is to read-"

David asks some pertinent questions:-

- 1) How soon after this would the machine be made?
- 2) When was it put into use?
- 3) For whom was it made?
- 4) Has anyone got this die (M0520.06) on a P.S. Envelope?
- 5) What does the "Die like CORY" mean?

If anyone has any relevant information please send to myself as Editor, and it will be added to the appropriate Society files.

Looking through my own filing system, I have pulled out a CORY postal stationery item. The date is 29/4/78 but on checking with the Edwards catalogue, the die CORY on my cover is a new one, being 8,10,11,8 4mm high and 17mm wide.



* * * *

MORE FROM THE SLOPER RECORD BOOKS By David Scott.

I was interested to read in Bulletin 263 - in the article

'A Joseph Sloper Publicity Perforator' - about the die being used to produce samples on coloured paper for prospective customers. In the earliest Sloper Impression Books, which I am still researching, the early impressions are generally on white paper, but from 1873 onwards coloured papers were used - dark red, light blue, a very dark blue and sometimes white.

I wonder whether a sample would have been sent to each customer with the perforating machine which they had ordered?

The following are photocopies of parts of two pages from the Impressions Book, both relating to J. Sloper & Co. dies. The first is dated 1866 and refers to a dating machine. It is perforated through the book page so it is easy to get a good copy.

The second page is dated 1874 and on a dark red paper, so again it is easy to get a good photocopy. The two entries relating to Sloper on this page are for repairs to machines, not for new ones.

The other interesting thing is that the individual makers had their own mark in the Impressions Book. Horace Sloper's mark was ←←← and H. Harborow's was *.

H. Sloper

←←← 66


H. Harborow

and Wire




*old steel
2 wire & two
old ones*

upwards



bo

upwards



1866

H Sloper ← 2457

75 Wine

1 large Hand seen Machine in the paid
 double die 88 and as his sub. Blank dies
 for Mr Chambers Gundry to in the
 18th May 1866



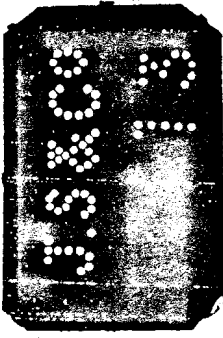


16 - C. Daring Machine H. Sloper 66
 June 29th 1866 and Wine

H. Harborow

#2 do and Cancellling ← 66 and 75 Wine

June 29 th 1866	12	12	2	1880	1880
				2	1880

75 Wine

<p>March 31 No 425-B Order 290 Folio 178</p>	<p>Small Machine. fitted with brass type - see Blue Book Made by Wright</p>	
<p>March 31 No 425 Y Order 292 Folio 178</p>	<p>Small Inverted Machine stop die see Blue book. made by Wright</p>	
<p>March 31st No 2463 Order 311 Folio 185</p>	<p>J. S. & Co. Machine. old steel drilled out with 62 wire & two new dies in place of old ones W. B. M. 1874</p>	
<p>March 31st No 2475- Order 311- Folio 185.</p>	<p>do do do No dies W. B. M. 1874</p>	
<p>April 1st No 4248 Order 303 Folio 183.</p>	<p>Large pull over Machine (John 12 machines over 226-) "for America" an extra spring out and 2 years dies 74 & 75. with of large Mark x - for Cook & Harpman died</p>	

A POLISH FORGER

By Magnus Werner.

It is gratifying to know that perfin collectors have so far been spared the scourge of forgeries. Of course, there are a few well known examples, such as the faked Board of Trade "Crown over B.T" of Great Britain, the forged "OFFICIAL" stamps of Guatemala and the "E" of Bavaria. However, these are well documented and described. Occasionally "accidental" perfins turn up on stamps with forged overprints. Examples exist on the first issue of Sudan, overprinted stamps of Egypt, as well as the first issue of Danzig, overprints on German stamps. There may be others. In those cases the forgers probably acquired a quantity of cheap stamps, among them some perfinned ones, and applied the fake overprint. The intention was not to fake perfins.

Sadly enough, I have now discovered that a forger of perfins has been operating in Poland recently. Maybe he still is.

This is the story so far:-

During the past three years I have been buying worldwide perfins in bulk lots from a stamp collector in Poland. He has been paid in German DEM at prices of mutual satisfaction. A higher price for stamps of certain countries, such as Danzig, Finland etc was agreed upon.

In September of last year I received a mixture lot of about 600 perfins. While sorting them I found two stamps of Finland with a perfin "I", an up to now unknown pattern. It was too good to be true. Furthermore, a stamp of Aden perfinned "HL". Yes, Aden!! A closer examination produced patterns not previously recorded from Danzig, Hong Kong and Jamaica. There was no question in my mind - many of the perfins were fakes. Now the detective work began.

I decided to wait a while before confronting my Polish supplier. Maybe there was more to come. Sure enough - there was. Characteristic of the fakes turned out to be as follows. The forger had used a single punch to produce the various patterns. It had been applied to the back side of the stamp (it is easy to tell under a magnifier), but with the letters in reverse. As most perfin collectors know, the perforating needles are very, very seldom

arranged in such a manner. The forger has obviously used his duplicate stock of stamps. Most of these bear the Michel catalogue number in pencil on the upper right hand corner of the back.

There was other evidence to show that the forger does not know much about perfins. His line of action was, at least to begin with, to trace a genuine perfin pattern on to the back of another stamp, using a red pencil, remnants of which can sometimes be seen. He then clamped a number of stamps together and punched the holes. This resulted in a pattern exactly in the same position on a number of stamps of various denominations and most often with different cancellations. An impossibility, and unlikely even if derived from a POKO machine or equivalent.

At a later stage the forger got carried away and, as an addict of some kind, began to apply fake perfins on common German stamps. It is certain he would not harvest much profit from it, at about 5p each. Checking the lots I had received prior to September 1992 I found no fakes.


With enough evidence on hand, I eventually confronted my supplier in Bydgoszcz, Poland, who claimed to have been shocked by the disclosure and hastened to protest his innocence. He declared that he had bought these perfins from a collector/dealer in Gdansk. I returned some of the forgeries to him. He claims that he has reported the matter to the Polish Philatelic Society and forwarded the faked stamps. I am not sure of the outcome. My supplier has refused to tell me the name of the alleged forger. I can only hope that I was the only victim, and that no more fakes have been spread. He has been warned, I am told.

A total of 107 fakes were discovered, half of which were on German stamps. I have made photostat copies of all and kept about 50% of them, some as reference and the rest to be turned over to the ARGE Lochungen in BDPH e.V., Germany.

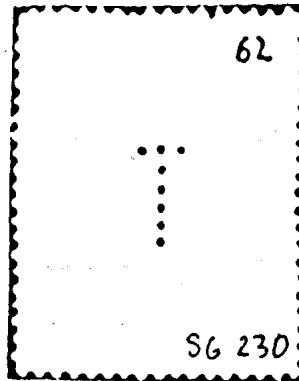
Attempts to follow up this matter has not been met with much success owing in part to my ignorance of the Polish language.

The following pages show photocopies of all the different fakes I have discovered.

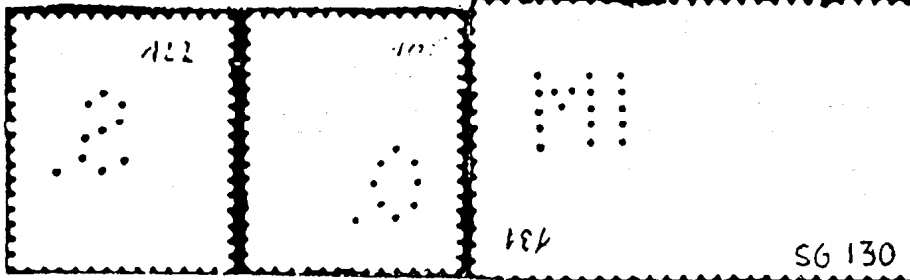

BOGUS PERFINIS OF BRITISH COMMONWEALTH STAMPS



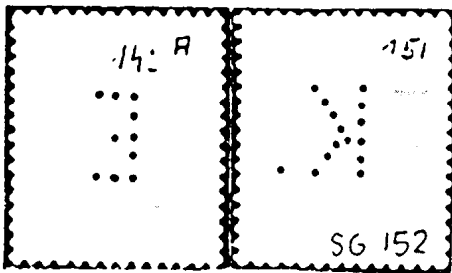
ADEN



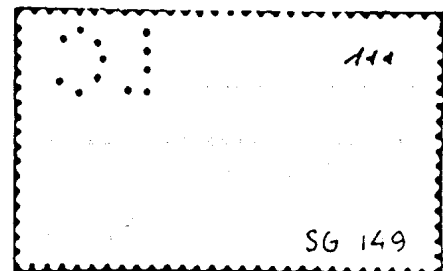
TASMANIA




JAMAICA



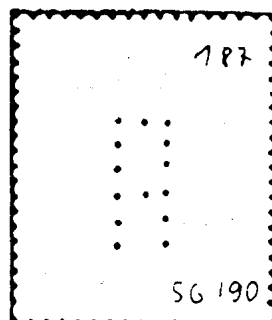
HONG KONG



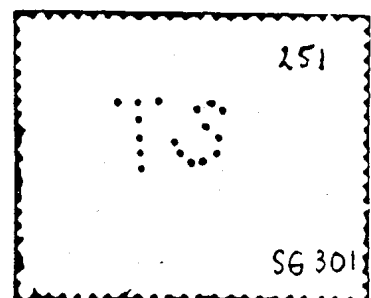
BRITISH HONDURAS




N.S.W.



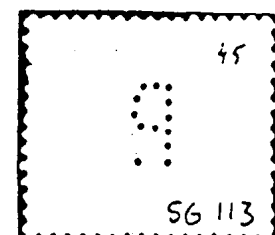
ST. VINCENT



MAURITIUS

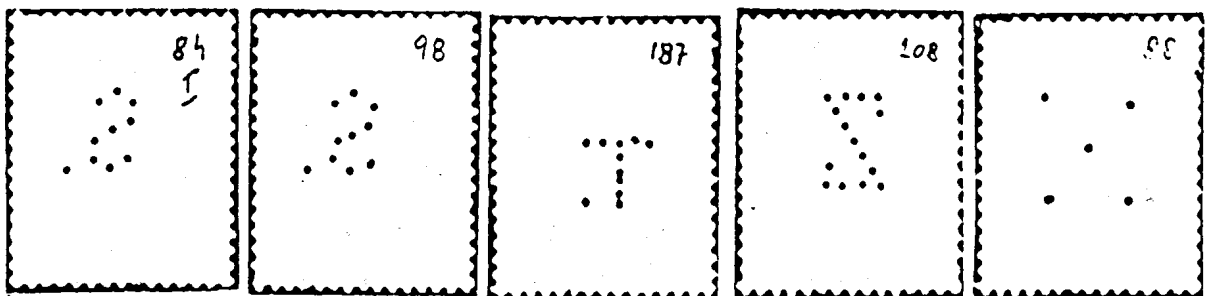
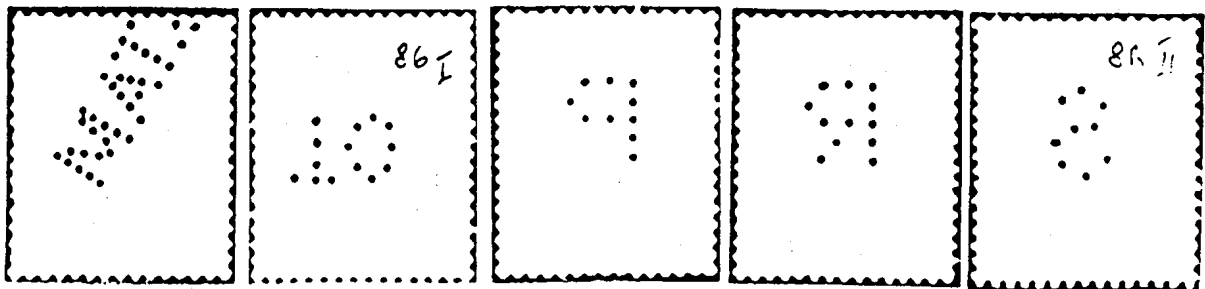
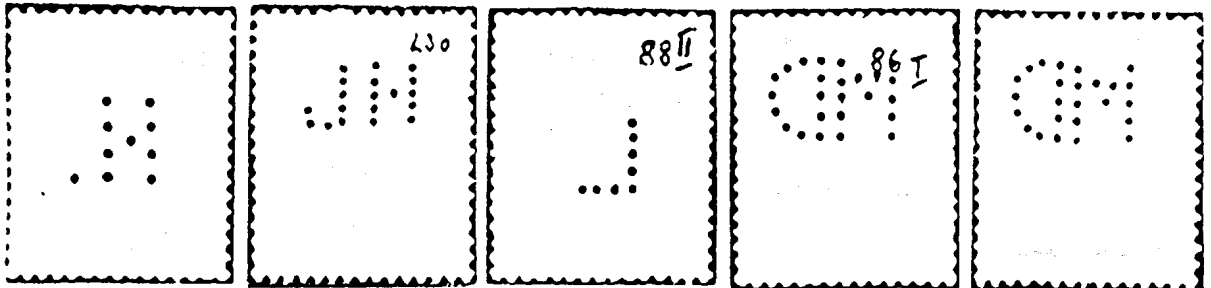





STRAITS SETTLEMENTS

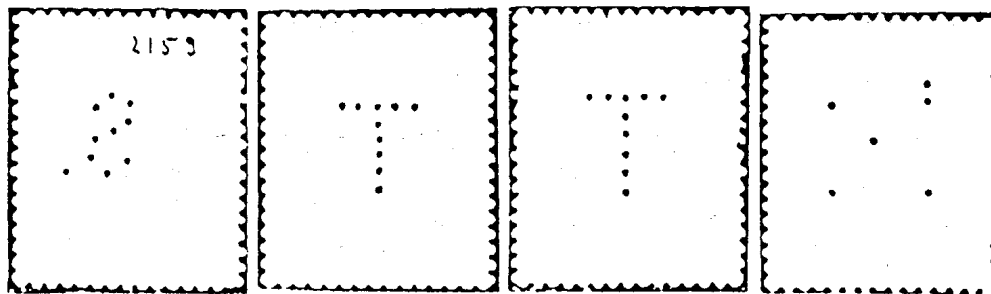
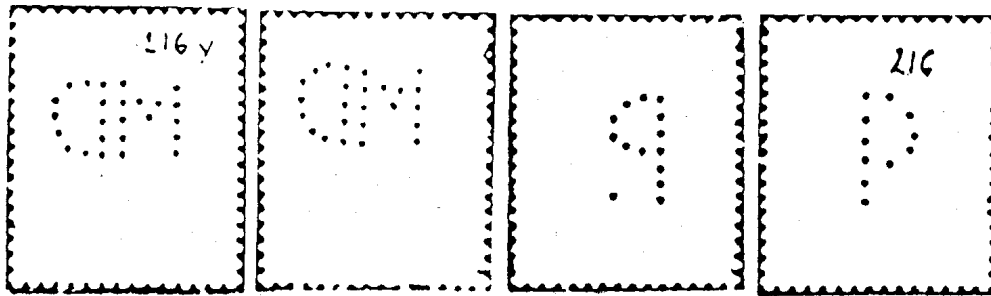

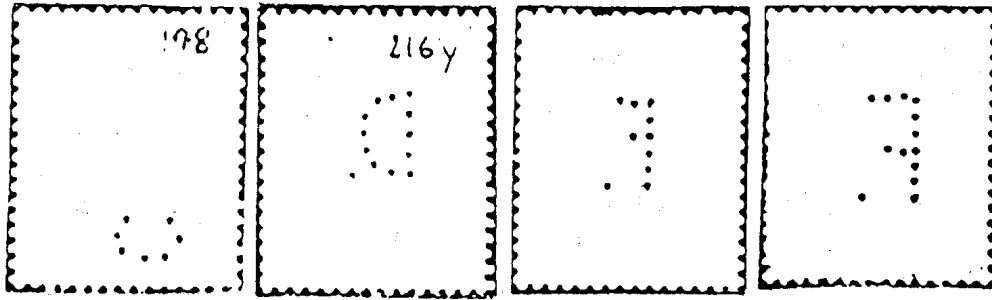


WESTERN AUSTRALIA

FORGED AND BOGUS PERFINs OF GERMANY


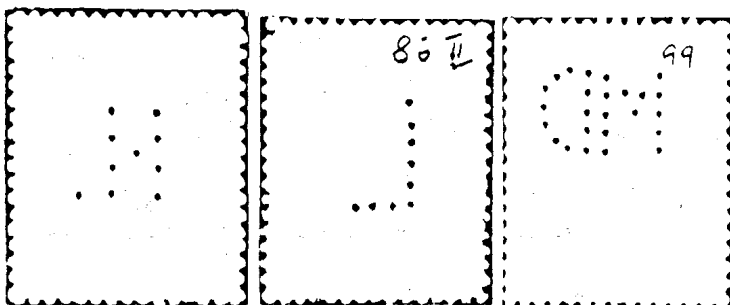


FORGED AND BOGUS PERFINS OF DANZIG



FORGED AND BOGUS PERFINS
ON GERMAN STAMPS CANCELLED
IN DANZIG

BOGUS PERFIN
OF
FINLAND



Multiple impression dies are dies in which the basic pattern is repeated to increase the speed of the perforating process. The evidence for such dies can come from a variety of sources: -

- 1. Official records.
- 2. Missing pins.
- 3. Extra pins.
- 4. Poor workmanship.



The last three categories are probably best investigated using strips and blocks but large format high values and commemoratives can also be used to good effect.

Official Records

With the acquisition by the Society of many of Sloper's ledgers we now know with reasonable certainty which of Sloper's dies produced single patterns and which produced multiples. Although J Sloper & Co dominated the stamp perforating business, a tremendous number of perfin dies still remain for which other techniques have to be applied.


Missing Pins

Perfins with missing pins are generally a disappointment to collectors, but when they exist in strips or blocks they can provide valuable information. For example, the strips shown here of S'SEA/CPⁿ (S6600.01M) show a number of missing pins. Because the same pins are missing in the vertical pair, and the 1st & 3rd strikes in the horizontal trio are identical, we can deduce that the die had two patterns aligned horizontally.




Extra Pins


This usually occurs when an existing die has been modified by pin removal, and an odd pin has been left behind by mistake. An article in Bulletin No.258 covered this type of error using I'B/C (10091.01), ./FS/W (F3951.01p) and W./HA (W3456.01) as examples. As a result of the response to that article, the following can now be added:



J4811.01




N3606.01




S0065.01


The clover leaf design with 43 holes (Des0060.01) is well known on stamps of Edward VII with Sheffield postmarks, but close inspection of examples show a number of tiny differences. This could mean that a number of perforating machines were supplied each with a similar perforating head or more likely, a single machine with a multiple impression die. Three examples are illustrated below, some published for the first time.




Des0060.01



Des0060.01a



Des0060.01b




Des0060.02

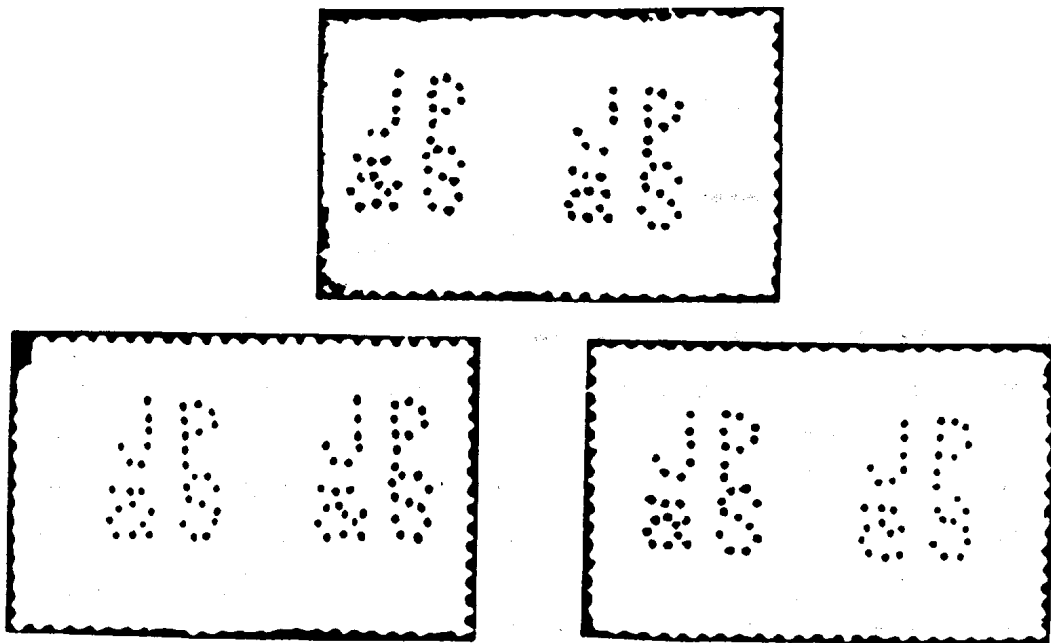
However, while looking through my holdings of this die I came across one which was very different to the others. A quick count up of the holes soon revealed why - there were 44! I have catalogued this as Des0060.02, but it could easily be part of the suspected multi-impression die. Are any collectors lucky enough to own strips or blocks of this design which would help to shed some light on the problem?

Poor Workmanship.


Occasionally, the workmanship is such that the individual impressions are not quite identical. A good example of this is the modern die NY/CC (N3700.02M), in which small differences in the letter shapes can be seen. The die consists of 10 patterns arranged horizontally, but split here to fit the page.



The poor workmanship of JP/ & S (J6230.06 ...) is self evident, but fortunately the die was used on large format stamps. The following three stamps show that J6230.06a/06b/06c/06d were part of the same multiple impression die. Again, can any member supply more information from stamps, strips or blocks to allow more of the original die to be reconstructed.




While preparing the latest set of update sheets for the Illustrated Catalogue, I came across the following new die CW/&C° (C8380.06) with a very distinctive 'W'. It reminded me immediately of the beautiful and rare Swallowtail butterfly.



C8380.06




Papilio machaon




H7710.07


Three examples of this particular die have been reported, all on QV 2½d Jubilees with a London postmark and dates ranging from 7 January 1898 to 7 July 1899. I was sure that I had seen this unusually shaped 'W' before, and after a lengthy search through the catalogue I came across HW/&C° (H7710.07). In passing I also noticed the uncomfortably looking C° of HM/&C° (H4970.04) and HK/&C° (H4270.02), clearly all from the same stable. Further searching yielded another variation of HM/&C° (H4970.04a - awaiting publication), and OA/&S (O0100.05). This latter die is known on QV 1d Lilacs and 2½d Jubilees postmarked London and dated between 18 April and 5 July, 1898.




H4270.02



H4970.04



H4970.04a



O0100.05

The pin arrangement in all six dies, align precisely and must represent the work of the same die maker. On the available evidence we can make a reasonable guess that he worked in London during the final years of the 19th century. As is often the case, these dies seem particularly scarce, but if any members have any more information or have spotted similar dies to these, I would be pleased to hear from them.

Note: Underlined Catalogue Numbers are new dies - Illustrations at the end.

From Barry Pawson

M5580.01aM MT/B 11,6/11 4½ Morice Tozer & Beck. Identity from Sloper Ledger (S12x1]. S
 P5065.01p PW/C 8,12/7 4½ The Portsmouth Water Co, 26 & 28 Commercial Rd, Portsmouth. Pmk Portsmouth t Southsea, 30/5/47. R

From Ian Hamill

N3760.05 NZ 11,8 4½ New Zealand Government Office, 415 Strand, London EC2. Censored cover, pmk London EC, 31/7/41. R
U0470.02a UC/L 8,7/6 4½ University College, London. Identity from Sloper Ledger [S1] R

From Kevin Parkhill

M0520.02 MB/&C^o 11,11/12,7,4 4½ Ia Moss Bros & Co Ltd (Est 1881), Naval, Military, R.A.F. & General Outfitters, Covent Garden, WC2. Receipt dated 31/7/1937. Q
 M0520.04 MB/&C^o 15,14/14,8,4 4½ III 2. Moss Bros & Co Ltd - as above. Receipt dated 7/10/1937. M
 W01430.03 W.B. 15,13 6½ Walpole Bros (London) Ltd, 87-91 New Bond St. London W1. Factories - Belfast & Warrington. Receipt dated 29/3/1941. Q

From Stephen Steere

O0360.02M OC 9,12 12½ 1. Oxford City.
 2. Oxford County Borough (until reorganisation on 1/4/74).
 3. B & H Industries, (part of Oxfordshire CC), Unit 5, Oxford Business Centre, Osney Lane, Oxford. (from 1/4/74? to date). [3x2]

Note: B & H stands for Blind I Handicapped - See article in Bulletin No.263.

From Bert Johnson

B4340.01	BL ^d /K	13,7,7/10	4½	Delete Ø - Receipt 13/11/06. F
C4000.01	CJ/TC	8,7/7,8	5	China & Japan Trading Co Ltd, London. Pmk London EC 16/5/95. E
C7210.02	CSS	8,10,10	5	Professional & Civil Service Supply Assoc'n Ltd, Edinburgh. Dated 30/1/06. (See illustration) F.
D2260.02a	DHE	11,12,10	5½	D H Evans & Co Ltd, Oxford St, London W1. Receipt dated 2/6/49 R
F1490.01	FF/L	8,8/7	4	Frederick Fisher, 12 & 13 Botolph Lane, and Monument St, London EC. Pmk NPB, 13/4/96. B
F2630.02a	F&M	8,12,11	4½ Ia	Fortnum & Mason Ltd, 181/184 Picadilly, London W1. Receipt dated 9/11/46. R
L0020.02a	LA	7,10	5½	London Assurance '1720' embossed on flap. Pmk Leeds, 25/8/39. Q
S4920.06	SM/&Co	11,15/13,10,6	5 IIIa	Schwann, Modera & Co Manchester QV 2½d pl 23 - postmarked 1/2/84.
T4940.01a	TWA	6,12,8	4½	Thames Water. Metropolitan Water Div. Used in combination with MWB (M5960.01M)-dated 8/5/79 W

From Dave Hill

C6810.01	C&S.	11,12,11	6½ Ia	S P Calterson & Son Ltd, Globe Lamp Works, Newington Lane SE1 Sloper m/c No.65076 dvd 3/3/32 [SI]
G0200.02	GAS/Co.	10,10,11/8,6	5½	Cardiff Gas Light & Coke Co, Inc 1837. - Pmk Cardiff 21/3/03. F
W1340.02aM	W/&Co	12/12,7,4	4½ Ia	10. Drake, Driver & Leaver Ltd, Printers & Stationers, 14 Nicholas Lane, London EC4. Receipt dttd 2/5/1966. U
<u>W5210.02</u>	WM ^C	13,13,6	5	William Maclay, Corn Exchange Buildings, Glasgow. Grain price circular - pmk Glasgow, 14/8/96 E

From John Donner

C6110.03p	CP/R	7,8/10	4½	Canadian Pacific Railway Co, 8 Waterloo Place, Pall Mall, SW1. Stock Dividend dated 31/1/1942 R Bulletin No. 264 (June '93) Pg. 23.
-----------	------	--------	----	--

From John Mathews

S4760.06 SM 10,15 7 2. Simpkin, Marshall, Hamilton,
Kent & Co Ltd, Stationers
4 Hall Court, London EC
PC dated 23/1/1919

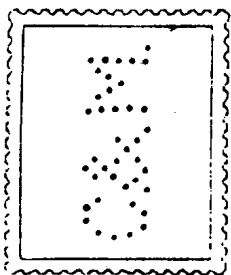
From Bill Hanson

C3280.04 CH/Ld 7,10/8,6 4½ Chas. Hearson & Co Ltd, makers of
Scientific & Industrial Research
Apparatus, 68 Willow Walk (Factory)
SE1 and 27 Mortimer St (Showroom),
W1. Trade card dated 9/11/31 I
J1460.01 J.C.E 7,9,10 5½ J C Edwards (Ruabon) Ltd, Ruabon
Receipt dated 27/5/1951 R


From Rosemary Smith

B6400.01 B+S 14,4,11 5 Borough of Southwark, London SE. I
C4846.01 C.&M. 9,14,15 5% III Clarke & C^cMullan, Victoria St,
Belfast. Pmk Belfast, 29/7/78. A
D1230.01 D&D 9,12,9 4½ Ia Dean & Dawson Ltd,
Travel Organiser, London W M&O
D4390.02 D&S 11,12,11 4½ IIIa Drew & Sons, Silversmiths &
makers of Leather Trunks,
Dressing Bags, Piccadilly Circus,
London W. B
G0200.01 GAS/Co. 10,10,11/8,6 5½ Derby Gas Light & Coke Co. R
M1510.06 M&C^o 15,16,8,6 5 II Musgrave & Co Ltd, Ann Street
Iron Works & Cromac Foundry,
Belfast.
Also 97 New Bond St, London W. A
W5910.01 WP/C^o 14,10/8,6 5½ The Wyvern Co Ltd, Woodboy St,
Leicester. R


Note: The Wyvern Fountain Pen Co were at Woodboy St, Leicester in 1916.




C4846.01



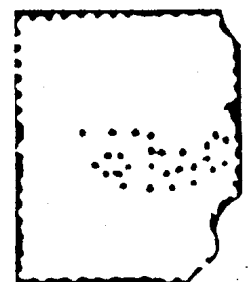
C7210.02



M5580.01aM



U0470.02a



W5210.02