

# THE PERFIN SOCIETY

## BULLETIN

---

### THE SOCIETY'S OFFICERS

PRESIDENT	Chris Carr
SECRETARY/ TREASURER/ PACKET SUPT. AUCTIONEER	Dave Hill Tony Llewellyn-Edwards
BULLETIN EDITOR	Rosemary Smith
CATALOGUE EDITOR	Roy Gault
LIBRARIAN/ PUBLICATIONS	John Donner

---

BULLETIN No:- 297 Subscription £5 (UK); £7 (abroad/surface); £8 (abroad/air)

---

### CONTENTS

### PAGE

Soc. Info.:- Membership; London Meeting; Treasurer; Accounts; Sec.	2 - 7
Stampshow 2000 (John Marriner); Welcoming New Members.	6 & 21
"Lost" Identifying Covers - Part 2 (Dave Hill)	8 - 9
Basic 'COUNCIL PERFINS' List (Stephen Steere)	9
Perfin Society Publications Price List (contact John Donner)	10
<u>Members' Comments on Previous Articles:- "Faked Perfins".</u>	11
Post Office Archives (Dave Hill)	12
Embossed Cancellations (John Evans); Seen In Auction.	13
A Further Perfin Machine (Ken Dee)	14-16
Found at the London Meeting; General Robert Manners.	16
Update To Modern Perfins (Derek Ransom)	17
Perfins on KGV Silver Jubilee Stamps (George Greenhill)	17-19
<u>History of Perfin Users:- United Alkali (Mike Bavin)</u>	20-21
Early Adverts for Perforators (Dave Hill)	22-23
Perfin on 1st Day of Issue of the Stamp (Paul Davey)	24

New Identities - 4 Centre Pages - N.I. 97 to 100 Bulletin

## SOCIETY INFORMATION

MEMBERSHIP CHANGES To October 31st Total Members 366

### New Members

PAUL WEDA

MARTIN TAYLOR  
JONATHAN BALDOCK

MR P JARMAN

MR G E CARRIER

TONY GEE

ANDY DONALDSON

STAN POLCHINSKI

T H FLETCHER

### Change of Address

LORRELL TREWERN

MALCOLM WHITEHEAD

### Resignations

FRED WAKELING

A C E BURRIDGE

RON HANDS

KEITH MOORE

(who for many years maintained the list of members,  
produced Bulletin labels and arranged printing for the  
Bulletin)

## **SOCIETY MEETING - LONDON 31st OCTOBER**

Once again we had a good turn out despite the atrocious weather. We were very pleased to welcome two of our members from Europe, namely Robert Dedecker from France and Magnus Werner from Sweden.

**The new AUCTIONEER is TONY LLEWELYN-EDWARDS who will take over the auction beginning with the April Bulletin. Harry Skinner will produce the Auction in the February Bulletin, using existing material in his possession. However, from now on please send all new lots for the auction to Tony. His address will be on the front of this Bulletin as Auctioneer, although Harry is still in charge of Auction No.1 1999. There is no auction with this issue.**

**Grateful thanks were expressed to Harry for the wonderful work he has done for the Society, as Auctioneer, for the last 12 years. The note in the Bulletin of December 1986, when Harry took over as Auctioneer, read:- *....if the cost of the auction list was set against the auction surpluses we should do no more than break even or perhaps show a small deficit.* Look at the Balance Sheet for 1997-1998, printed elsewhere in this Bulletin, and you will see how far Harry has taken the 'Auction Surplus'.**

**We all tender every good wish for the future and hope he is able to spend more time doing the things which he has had to neglect whilst serving our interests.**

Our President, MICHAEL RUCKLIDGE, also tendered his resignation to the meeting. Michael has, over the last 30 years, served in almost every official capacity: packet superintendent, secretary, treasurer, 'poster' of publications before we appointed a separate publications officer and latterly as President.

Again, we give grateful thanks for the dedicated work carried out by Michael over the years. It is due to people like Harry and Michael, who have approached their duties in a very professional way, that the Perfin Society is in a strong financial position and increasing in membership. We hope that Michael, as well as Harry, will enjoy his hobbies all the more now the pressures of office are no longer there.

The new President will be CHRIS CARR. If you look in the *BRIEF HISTORY OF THE PERFIN SOCIETY* you will see that Chris was one of the founder members back in 1957. You may be forgiven for thinking he must be geriatric by now but this is not the case. I think he must have been in short trousers when he joined the Society!! When he asked for the job description we told him it was '*trouble shooter*' but I hope you do not give him too much grief.

It was confirmed at the meeting that as a Society we will display at STAMPSHOW 2000, taking up 4 frames of 16 sheets each frame. JOHN MARRINER has agreed to be the link person for the display and, hopefully, John will have a piece ready for the Bulletin before I go to press. Quite a few members brought along some material for examination only, not as written up display items necessarily, and it was obvious that we do have some very choice material available. Robert Dedecker brought along his exhibition sheets which, in the past, have attracted Vermeil Awards at International level. I for one picked up some useful tips from these sheets.

The date for the Spring London Meeting is **APRIL 10th 1999**. Baden Powell House as usual and again 1.0pm to 5.0pm. We hope to see new as well as familiar faces on that date. Please put in your 1999 diary - **NOW**.

#### Treasurer's Report Dave Hill

I did not notice until I came to look on my computer, that there was a line left out of the Expenses side in last year's figures as printed in the Bulletin. (No one else noticed either!) This is corrected in this year's figures at \*.

A deficit of £2281 is carried forward, the extra expenses this year are on publications. This is mainly of the New Illustrated Catalogue, of which we have a large stock (of the letters so far issued). Also Roy's photocopier needed replacing at £424.

The printers are up to date with their bills this year. We paid for 2 Bulletins (£336) this year which should have been billed last year. So last year was down by this amount and this year it is up, in effect the difference in the sets of figures is doubled to £672.

Errors have crept into the balance sheet in past years. I have had time this year to thoroughly check members' credit. The result is that the correct accumulation fund is as shown, some £4500 more than the sum arrived at by taking last year's deficit from last year's accumulated fund. I assume no one objects.

I still carry forward a large stock of stamps for postage, bought at less than face value.

Half our members have prepaid their subs, some by only a few days. Many more have paid since: have you? If not, this will be your last Bulletin.

### **INCOME & EXPENSES for YEAR ENDED 31st AUGUST 1998**

<u><b>Income</b></u>	<u><b>£1998</b></u>	<u><b>£1997</b></u>	<u><b>Expenses</b></u>	<u><b>£1998</b></u>	<u><b>£1997</b></u>
Subscriptions	1850	(1832)	Bulletin	2429	(1567)
Auction	+£26332		Meetings	314	*(256)
	-£23882	2450			
		(2035)	Assoc. of British		
Interest	498	(256)	Phil. Societies	150	(138)
Publications	+£1517		Officer's expenses/		
	-£4773	-3256	post/printing	900	(621)
Packet	67	(52)	Corporation Tax	58	(46)
Photocopying	-39	(-52)	Deficit	-2281	(-999)
<b>Total</b>	<b>1570</b>	<b>(1629)</b>	<b>Total</b>	<b>1570</b>	<b>(1629)</b>

### **BALANCE SHEET AT 31st AUGUST 1998**

<u><b>Assets</b></u>	<u><b>£1998</b></u>	<u><b>£1997</b></u>	<u><b>Represented By</b></u>	<u><b>£1998</b></u>	<u><b>£1997</b></u>
Cash in hand	75	(25)	Accumulated fund		
			at 1st Sept.'97	13668	(10009)
Bank	3101	(2290)	Deficit	-2281	(-999)
GIRO	1167	(751)	Member's	5912	(6230)
			Credit		
60DayA/C	12339	(11862)			
Premium Bonds	150	(150)			
Publications a/c	467	(162)			
<b>Total</b>	<b>17299</b>	<b>(15240)</b>	<b>Total</b>	<b>17299</b>	<b>(15240)</b>

## STAMPSHOW 2000

from John Marriner

Following the discussions at the Autumn meeting in London on October 31st, I have drawn up a rough 'plan' for the four frames we are expected to take.

I am making a request for members who are willing to loan material for the exhibit, to let me know what they can offer.

I need underprints, 1d to 2d plates, full names, designs, numerals, Sloper advertising leaflet, Sloper all reigns card, perforated postal stationery, covers with high postal rates, internal mail, external mail, covers to unusual destinations, advert cards, stamps pertaining to tobacco, banks, religion, railways, shipping, Sloper experimental cancels; to name but a few for a start.

Would all those willing to be involved drop me a line with what they would like to offer, and if possible a photocopy or a reasonably detailed description of the material. **Please do not send anything until requested.**

Once I am more organised with firm offers of material, I will put out a further plea fill any gaps in the perfin story which come to light.

All correspondence to John Marriner

\* \* \* \* \*

### Advert for Papersafe

The Society has had a letter from 'Papersafe' offering to pay for a large advert in our Bulletin: or offering advertising flyers to go into the Bulletin with an amount to help with postage. The members at the meeting agreed that we still keep our embargo on dealer advertising but if anyone is interested in 'Papersafe' products (safe storage and repair of archive material etc) write to The North Lodge, Adderley, Market Drayton, Shrops TF9 3TF.

## Comments from your Secretary, Dave Hill

If you have paid your sub you should have got your membership card with the October, or this, Bulletin. If you have not paid, or have not enough credit, the amount you owe is marked in £'s on the label of this Bulletin. If you do not pay by the time I do the labels for the February Bulletin this will be the last Bulletin you receive.

Please let me know if the Society is not serving you as you wish.

The Perfins Club of the USA have recently published a new catalogue of US Perfins, generally they also publish catalogues of perfins from other countries where one is not already done. Their Secretary is Robert W Russ

## The Stamp Show 2000 - Earls Court London 22-28 May 2000

Volunteers are still required for this. If you can help in any of the phases:-

Prelims (indeterminate period)

Build-up (3 days)

Show (7 days)

Take down (1-2 days)

Wind down (indeterminate)

please contact Dickie Pratt at the British Philatelic Centre, 107 Charterhouse Street, London EC 1M 6PT.

My experience of Stampworld '90 was very pleasurable. It is only every 10 years we have an International. Stewards should get tube fares and a meal. Our Society is exhibiting and I hope to be there for most of the show. If you are planning to visit we might arrange to meet.

Member John Lardner-Coles, in building his collection, has amassed many good duplicates. To "clear the decks" and finance his collecting he is holding a postal auction. If you want a catalogue write to him

*(Nice one John - what price free publicity? Ed- MRS)*

## 'LOST' IDENTIFYING COVERS

Dave Hill

In the last Bulletin I began a list of identified perfin covers which, over the years, have been sold through the Society Auction. None of these has been reported to the Catalogue Editor. Please look through your perfin covers and report to Roy as detailed in the October Bulletin Page 20.

- D&S with an identity of James Dixon & Sons.  
ET Cover of Explosive Trades Ltd with gun licence enclosed.  
Did they become Nobel Industries?  
F.S/L On QV 1d Red letter fold with signature of Fred Schwann,  
pmk Leeds.  
H (17 pins) Identity of John Holman & Sons, Managers, Ship  
Owners Protection & Indemnity Association, QV 1899 cover  
HE/&C<sup>0</sup> On QV 1d Venetian red of 1881 and identity of H Echalaz.  
JC/&S With identity of J Crowther & Sons on KGV.  
M&C On QV invoice with 1d Inland Revenue - identity of Mauser  
& Collingham.  
M&C With identity of Messier & Co on QV.  
MC<sup>o</sup> Possibly of Mallasine Co, animal feeds on a KEVII picture  
postcard ½d of 1906.  
NN/&C<sup>0</sup> Identity of Nixons Navigation Co Ltd, Cardiff on 1d lilac.  
Which die is this?  
R Identity of Arthur Radford (in manuscript) Temple Gardens,  
London on QC cover.  
R Identity of Hotel Russell on KGV postcard.  
RP/L KG VI cover of Roche Products Ltd, Welwyn Garden City.  
RT/&C<sup>0</sup> KGV trade postcard of Rubeck, Thew & Co.  
S.C. On a cover of Sim & Coventry, Liverpool.  
New Die QV stamp with unrecorded perfin S HYAM/&/SON in arc.  
S&W/Ld With identity of J H Simpson & J R Watkins Ltd on 1908  
KEVII ½d.  
T&C<sup>0</sup> Of Tressidder & Co on a KEVII 1 d of 1904.  
T.M/&C<sup>o</sup>./Ld Identity of T Middleton & Co Ltd, Chorley on KGV  
1913 Trade Card.  
V&H On a KEVII trade postcard of Vickers & Hine.  
WB On a QV 1d Red cover from W Brice, Solicitor, Bridgewater.



WB/&C° On a QV trade postcard of Wm. Boswell & CO., London.  
W&S Identity of Waterhouse & Sons.

\* \* \* \*

### Basic 'COUNCIL PERFINS' List

Stephen Steere

I have had many requests from members for the basic council list which was very pleasing: it shows I am not alone! I miscalculated the postage for a paper sending. It is 3lp, so thank you to those who guessed.

To continue my research on the councils I would like to establish dates of use for those identities that share a common die. In doing so it would be wrong to ignore non council information that would be of use to Roy Gault.

I thought I would begin with the letter 'S'. **Could members report individual dates of use, stamps used, council department names and addresses used for all identities on the two dies shown below - direct to me please.**

S0010.04M S Stafford BC used this die along with many others.

S0590.01M SB/C Many councils plus three private firms.

This should keep you all busy. However, for those with a bit more time to spare can I ask for you to report issue, dates, and postmark information on the other SBC; SB/C; S/BC; S/B/C dies that are probably council identities. Feel free to include non council identities amongst them, as no information will be wasted.

PERFIN SOCIETY PUBLICATION PRICE LIST

Publication	Home	Europe	Overseas
Tomkins Identities 8 <sup>th</sup> Ed	10.00	12.00	15.00
Tomkins Updates 7 <sup>th</sup> Ed	3.00	4.50	6.00
Edwards/Gault Updates	5.00	6.50	8.00
Sloper's History	3.00	4.00	5.00
Wartime Provisionals	8.00	9.50	11.00
Hospital Dies	2.50	3.50	5.00
GB Official Perfins	3.00	4.00	5.00
Handbook of SB Perfins	3.00	4.00	5.00
Silver Jubilees	2.50	3.50	5.00
British Empire Exhibitions	2.50	3.50	5.00
GB Graphite Lined Issues	0.50	1.00	2.00
46 <sup>th</sup> Parliamentary Union	0.50	1.00	2.00
Gault I Details	3.50	4.50	6.00
Gault I Silhouettes	2.50	3.50	5.00
Gault J Part 1	4.50	5.50	6.50
Gault J Part 2	4.50	5.50	6.50
Gault J Part 3	4.50	5.50	6.50
Gault J Silhouettes	4.50	5.50	6.50
Gault K Details	3.50	4.50	6.00
Gault K Silhouettes	2.50	3.50	5.00
Gault N Details	4.50	5.50	6.50
Gault N Silhouettes	3.00	4.00	5.00
Gault O, Q Details	4.00	5.00	6.00
Gault O, Q Silhouettes	2.50	3.50	5.00
Gault R Part 1	4.50	5.50	6.50
Gault R Part 2	4.50	5.50	6.50
Gault R Silhouettes	4.50	5.50	6.50
Gault S Part 1	4.00	5.00	6.00
Gault S Part 2	4.00	5.00	6.00
Gault S Part 3	4.00	5.00	6.00
Gault S Silhouettes	4.50	5.50	6.50
Gault U, V, X Details	4.00	5.00	6.00
Gault U, V, X Silhouettes	2.50	3.50	5.00
Gault Y,Z,DES Details	4.00	5.00	6.00
Gault Y, Z, DES Silhouettes	2.50	3.50	5.00

## MEMBERS' COMMENTS ON PREVIOUS ARTICLES

"Faked Perfins" Bulletin 292 Page 11 from Vladimir Munzberger.


The problem with fraud perfins becomes more and more dangerous but it cannot be simplified. We cannot say, just from the terrible *looking perfins*, that they are necessarily fakes. With every case we have to be careful: we can be suspicious, but we have to try to find some more reasonable arguments.

Saying that, I would like to express some doubts of the presented Russian perfins in the article really being fakes. To be clearly understood, I have not seen them yet and I do not say that they are genuine either.

From the presented picture I suppose that all 5 drawings are matching each other, but I do not know this for sure. I cannot say anything about the three drawings on the right, but the two on the left raised, for me, the following questions:-

1. As to the first drawing from the left - why a part of the die, the number 51 is missing or invisibly punched.
2. Why is the second perfin shifted and only part of it is placed on the stamp?

I have some doubts if the stupid faker would do it this way. It is much more simple to place the stamps together one above the other and to mark (punch) them identically. On the other hand it is generally known that in Russia the offices were not too accurate and with Russian perfins there are a lot of questions. My opinion is that the primitive machines were not strong enough to stand up to regular use and still turn out identical strikes.



## POST OFFICE ARCHIVES

By Dave Hill

I recently visited the PO Archives, behind Mount Pleasant Sorting Office, London WC1. It is an excellent reference library for perfin research. Not only does it have the Archives (more about these later) but it also has a selection of Kelly's London Directories, The Dictionary of National Biography, Who's Who and Debrett on the shelves.

Nearly all the records are the actual thing and not copies or microfilm. It is so difficult to flick through a microfilm: the actual book is a lot easier.

The archive materials have to be requisitioned but unless the assistants are very busy this only takes a few minutes. There is a seating area where you can take your own refreshments and the whole (air-conditioned) atmosphere is quite relaxed.

Ask for the index of Post 30 (vol 2 and later have perfins and related subjects) and look under stamps/postage for stamp subjects. Be careful, there is much in the archives to divert your attention from perfins. Please let me know if you find anything I have not written about, giving the file number. In particular I don't think we have seen the original documents that John Nelson used in writing his Handbook, since the Archives moved.

The file that I summarised in Bulletin 262 is called Post 30 file 1313. There may be two files, a and b. I looked at b this time and saw a few things which I do not remember seeing on the previous occasion.

You need proof of your identity to get in, the only drawback being that the archives only open Monday to Friday.


The Guildhall Library has a complete set of Kelly's London Directories (but mostly on microfilm) and is open on a Saturday too. Both have pay photocopiers but Guildhall, and possibly PO Archives, do not permit copying of Kelly's because of copyright.

\* \* \* \* \*

## EMBOSSSED CANCELLATIONS

By John Evans

In response to my previous article on security embossing, (Bulletin 295/23-27) member **Colin Fountain** has sent in an example of a KGVI 1d dark red clearly embossed **STEINE,/BRIGHTON**.



The stamp is unused and without gum which hints that it may have been used on a receipt and then embossed as a cancellation. However, the 2d value would normally be used on receipts.

Whether used as a security measure or as a cancellation, examples of such embossing are not common. Illustrated opposite is a particularly attractive example on a Draft stamp from circa 1855.



\* \* \* \*

## SEEN IN AUCTION

From **Alastair Walter**

Principality Auction-- GB: 1934 photogravure 1d, 3d, 4d, 9d, 10d, 1/- each with S/CROWN/O (Stationery Office?) pvcfm, parcel cancels, some faults. Scarce. EST. £18.

Embassy Philatelists:- Lot 262:- S.G. 48 ½d Plate 13 PERFINNED S.B.L. U/M but some nibbled perfs. Scarce perfin. EST. £10.

Lot 762:- 1/- S.G. 196 'BT' (BOARD OF TRADE) perfin, good used numeral cancel. Scarce. PRICE £35.

From **Dave Hill**

Corbitts List No 102:- lot 1605 PERFINS. 1950's-1960's quantity of 742 City of Sheffield Education enquiry forms with reply portion attached, each portion bearing 2d or 2½d Wilding perfin 'CS'. Also 701 decimal machin covers, all with perfins; duplication but still reasonable variety. Total 1443 covers now becoming collectable. EST. £160.

*(These sound like the ones I brought to the Winter meeting last year and took them back to the dealer as 'unwanted' by the members. Ed.R.S.)*

## A FURTHER PERFIN MACHINE


By Ken Dee

How coincidental is Dr Tony Llewellyn-Edwards' discovery. (Bulletin 296 Pg.6) His description could almost apply to my machine. (See Bulletin 296 New Identities Page 96).

My original experiment was with a jig I made years ago for drilling printed circuit boards using a matrix of 8x14 holes at 0.1" pitch. Making a perspex plate and transferring the appropriate holes one at a time with a punch mounted in a (non-rotating) drilling machine, I adapted it to produce "K.D" but each hole had to be punched separately and it was too large for normal definitive size stamps. I have done no more than 10 horizontal 2nd class NVI stamps and will not continue with this.

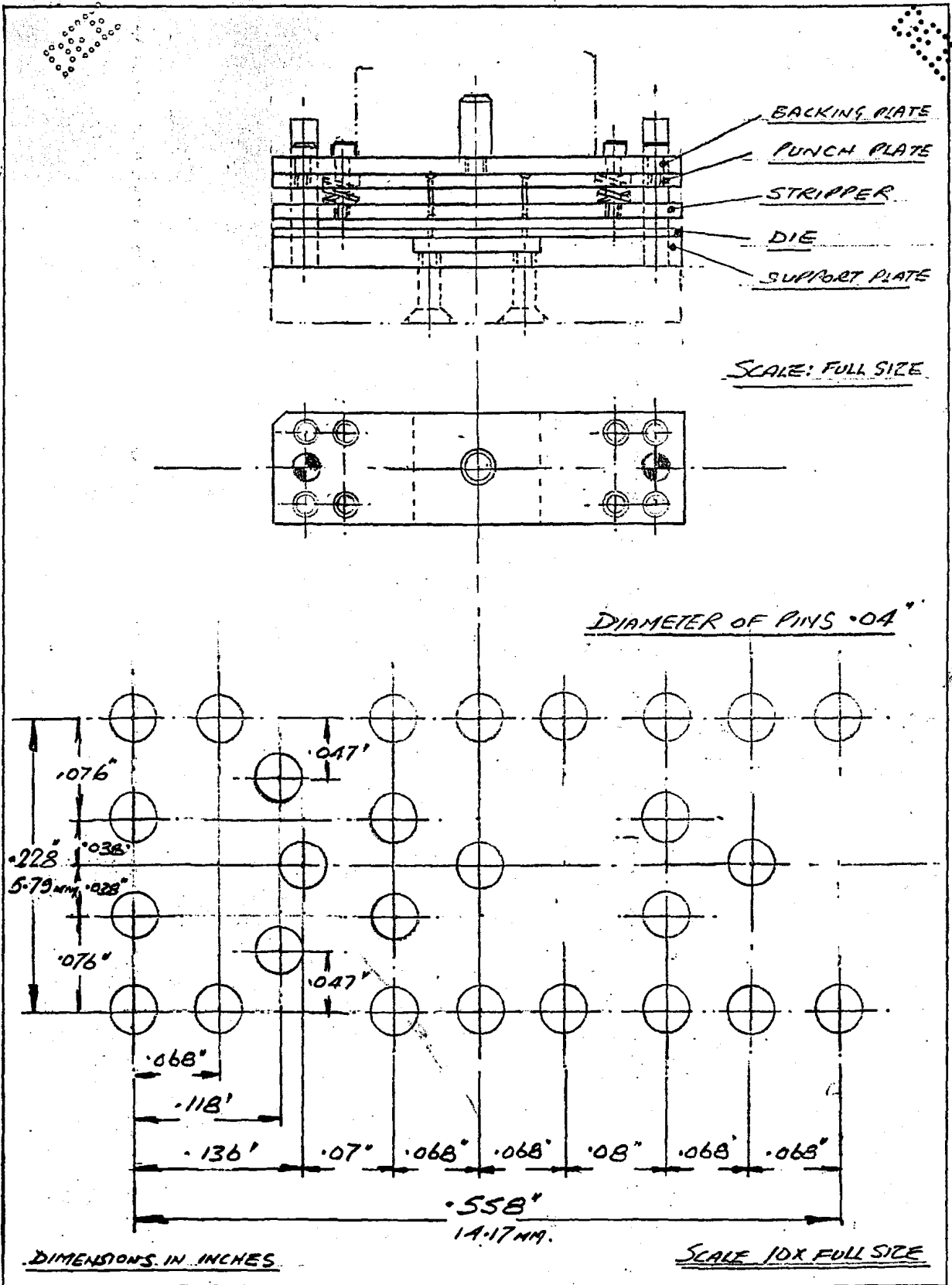
The 1/16" diameter holes were really too large and so in my next experiment I made a complete tool with holes 0.04" diameter and chose a full name so that it could be used by other members of my family.

The tool was made to the standard engineering practice for piercing tools and mounted on an embossing press that I bought at a car boot sale. Like Tony's this had a cast iron frame painted black with gold coloured floral pattern transfers and the remnants of a makers' name. If anyone can fill in the details I shall be pleased to hear.



The embossing dies were steel on White Metal and also of very poor workmanship

My tool consists of; a steel backing plate - to take the thrust of the punches (pins) which are slightly headed to prevent them being pulled out: a brass punch plate - to locate the pins: a spring loaded brass stripper plate - to hold down the stamp as the pins are retracted: and a steel die plate. The whole assembly being located by two 3/16" diameter pins onto a base plate cut away to allow the pierced bits to fall into a little drawer.



PERFIN TOOL

MADE BY: K.H. DEE  
22 JUNE 1998  
18 CHARCROFT GDNS, EHFIELD, MIDDLESEX, EN3 7HA

The die plate was accurately marked out and drilled and then used as a jig for drilling the stripper plate and punch plate, to ensure alignment. Since the depth of the holes were some seven times the diameter of the drill, I used brass where possible to make drilling easier and reduce the chance of breakage.

I found self adhesive stamps, on their backing paper, produced sharper and cleaner holes; so now I use a piece of the backing when piercing normal stamps.

I keep a record of what I have perfinned. So far to date (14-10-98) I have used 110 Machins from 1p to 31p and all with elliptical perfs.

The illustration on the previous page is Ken's technical drawing for his perfin machine. Due to reduction in size for the Bulletin this is no longer to scale.

#### (Comments on Bulletin 296 Page 6)

It has been pointed out by more than one member that the perfin machine bought and adapted by Tony Llewelyn-Edwards would almost certainly have been for validating ballot papers.

The perfin machine used by your Editor for a personal 'Cross' perfin is an aluminium ballot validating machine, very much more modern (common and nasty looking!!) than the original cast iron illustrated models, but it too has a 5x5 matrix.

#### Found at the London Meeting

Some strips of GVI dark colours (1½d) and dark 2d Wildings were left behind. Send to Rosemary if they are yours. Identify the perfin!!

#### 'Manners'

Write in with the details if you know anything of General Robert Manners (d.1782); General Manners (d.1822); George Manners (d.1828).



## UPDATE TO MODERN PERFINS

Derek Ransom.

These additions are from Ian Burns, Gaille Ellis, myself and, all the way from Australia, John Mathews. Thanks to these people. Any other new dies in current use or new values to those already reported in previous Bulletins, please send details

<u>Perfin</u>	<u>Cat. No.</u>	<u>Value</u>
C/W	C8260.02M	1P
C/WC	C8335.01	26p
E.C/D	E0640.01	50p, £2
HB/C	H0470.02a	2nd
LB/G	L0390.01M	1st
LB/R	L0630.01M	50p

\* \* \* \* \*

## PERFINS ON GV SILVER JUBILEE STAMPS

George Greenhill

Since the printing of the booklet "KGV Silver Jubilees" published by The Perfin Society in 1996, new information has been reported.

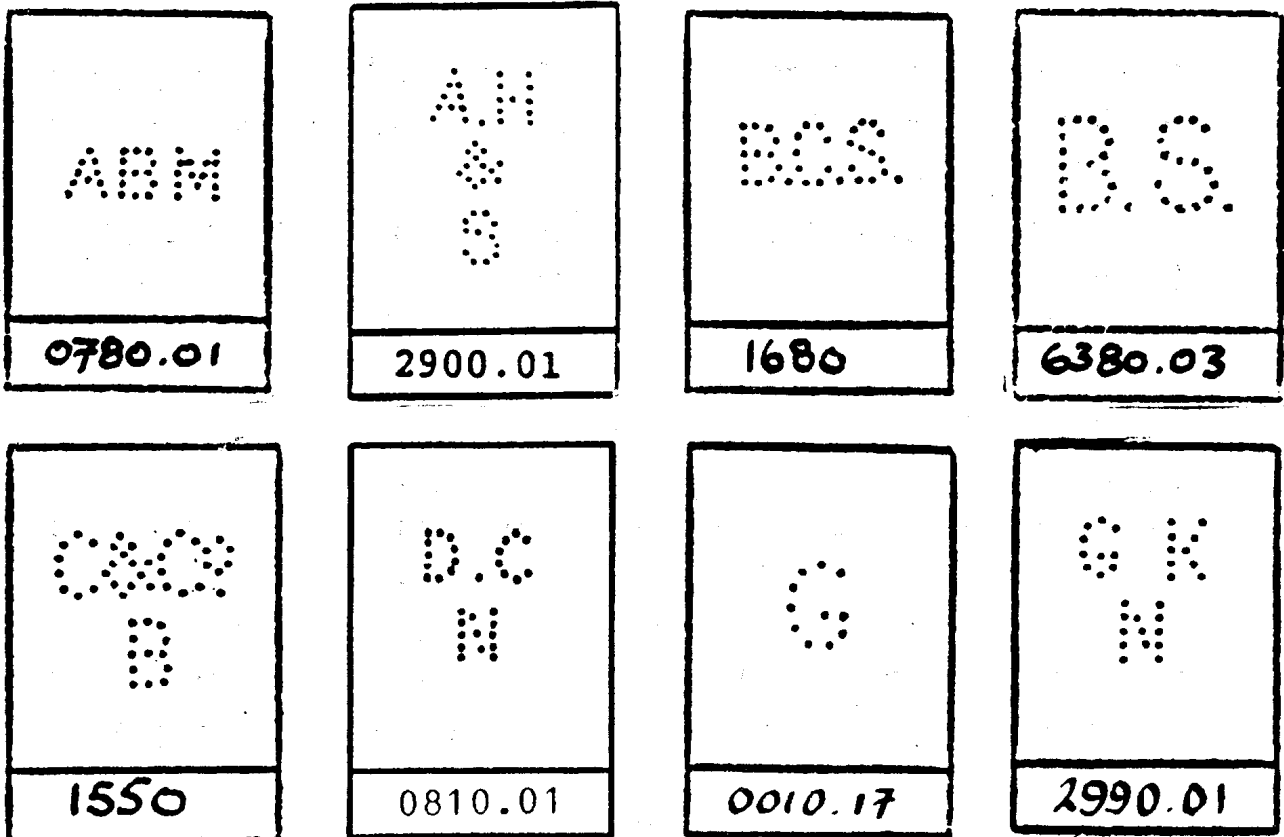
The following are **new values** to be added to the existing recorded dies in the booklet














<u>CAT.NO.</u>	<u>DIE</u>	<u>VALUE</u>	<u>CAT.NO.</u>	<u>DIE</u>	<u>VALUE</u>
B1370.01	BCL	1½d	B5650.01	BPB	2½d
C2060.01	CDC	1½d	C7080.01	C&/SL	½d
J6230.01	JP/&S	1d	N3380.02	NUL	1d
P0540.02	PB/C	1½d	R4690.01	R.S/&C°.LD	1½d
R5340.01	RTS	1½d	S0010.14	S	1½d
S0010.65	S	1½d	S0590.04a	SB/C	1d
S1210.03	SC	½d	S1580.01	S-C/LD	1½d
S3590.01	SHP/&C°	½d	T0475.01	T.B/&C°.	2½d
T2590.01	T.J.B	1d			

The following are new dies to those illustrated in the booklet and therefore are illustrated here. There are blank spaces in the booklet so these can be photocopied and stuck in the appropriate page.

<u>CAT.NO.</u>	<u>DIE</u>	<u>VALUE</u>	<u>CAT NO.</u>	<u>DIE</u>	<u>VALUE</u>
A0780.01	ABM	½d	A2900.01	AH/&/S	1d
B1680.01	B.C.S.	½d	B6380.03	B.S	½d
C1550.01	C&C/B	½d	D0810.01	D.C/N	½d
G0010.17	G	1½d	G2990.01	GK/N	½d
H0730.01	H&B/Ld	1½d	H3550.01	H.H.W/L	1d
M5930.01	MW	2½d	P0620.01	P/B/C°	1½d
P2140.01v	PGC	½d	P5170.01	PW/M	½d
R3070.01	RJ/SC	1½d	R3233.01	RL/&C°	½d
R4440.01	RR/&S	1d	S0810.01	SB/Ld	1d
S8450.01	SY/M	1½d	W4615.01	WJ/HLtd	½d
	*D4050.01*	DRAY			½d

This last one is probably a correction to the DRAY (horizontal) D4050.01a which appears in the book. I should be pleased to hear from anyone who has the 4050.01a on the Jubilee issue. If you have not reported your holding of these KGV Jubilee stamps with perfin, please send details






## HISTORY OF PERFIN USERS


### UNITED ALKALI COMPANY

from Mike Bavin.

The following two perfins are known used by United Alkali Co. Ltd. These illustrations are taken from the *Gault Illustrated Catalogue with Details*.



In use: 1895-1918.  
Dates: 9 Oct 1899 -11 Feb 1913.  
Issues: B 1d E ½d(both), 2d, 2½d, 5d  
F ½d, 1d, 2½d H ½d  
I(RC) 1d. 2½d  
Ident: United Alkali Co Ltd.  
Liverpool.  
Pmks: Also Bristol. Fleetwood.  
St Helens & Widnes.



In use: 1895-1936.  
Dates: 8-1-94 = 11-10-23  
Issues: B 1d E ½d (gn), 2½d I ½d, 2d  
M ½d, 1½d N 1½d  
O ½d. 1½d. 2½d  
Ident: United Alkali Co Ltd.  
Liverpool.  
Pmks: Also St Helens (679).

The United Alkali Company was incorporated on 1 Nov. 1890 and capitalised at six million pounds. It was formed by merging almost all of the companies belonging to the Bleaching Powder Company and included 48 factories in Lancashire, Scotland, Ireland and on the Tyne, and three Salt Works. This was the first merger in the world's chemical industry, and was a nationalisation of the major part of the then British chemical industry.

The formation of the United Alkali Company was due to economic pressure, in particular the introduction of the Solvay soda process and American tariffs.

Hard soap, textile and glass manufacturers required soda for their manufacturing processes. Their needs were satisfied for a time by the sodium obtained from the ashes of burnt Kelp and Carilla. Demand resulted in other processes being developed. The lead chamber process for the manufacturer of sulphuric acid was introduced in 1875: sulphur or pyrites (iron sulphide) was burnt to give sulphur dioxide, which was oxidised by oxygen (as air) in the presence of nitrogen oxides. The resulting sulphur dioxide was absorbed in water in the lead chamber to give sulphuric acid. The reaction of salt (sodium chloride) with sulphuric acid gave sodium sulphate (known as saltcake) and hydrogen chloride, thousands of tons of which were allowed to escape to the atmosphere or discharged into rivers as hydrochloric acid, leading to the first Alkali Act (1863) and the appointment of Alkali inspectors. The saltcake was heated with coal and limestone to produce soda, which was extracted with water. The solution could be used, or evaporated to give the well known washing soda. The residue from the extraction were dumped initially, providing problems for the future generations.

In order to make the linked processes viable, use had to be made of the by-products. Hydrogen chloride was oxidized to chlorine which, with quicklime, gave bleaching powder. This replaced sunlight for bleaching cotton products (calico), releasing land on which calicos used to be spread out in the sun! It was also found possible to recover the sulphur from the saltcake - limestone residue.

Does any other perfin cover more industrial and economic changes I wonder?

\* \* \* \* \*

### **Welcoming New Members** Rosemary Smith.

One of our members, D R Bremner, belongs to a philatelic society which has a seemingly novel way of welcoming new members to their society. Whenever new members names and addresses are published in their newsletter, members whose names begin with a particular letter are asked to write to the newcomer. What do members feel about us adopting this idea? I know I have had some very friendly, and advantageous, exchanges with newer members who have written to me for advise. I am still writing to many of them. Drop me a line with your thoughts on the subject.

## EARLY ADVERTS FOR PERFORATORS




By Dave Hill

(With additions in italics by Rosemary Smith)


*The illustrations used are NOT to scale. Most of the adverts from which they are taken must have been duplicated many times before coming into my hands and so are not accurate dies. In fact, the GLOBE die, appears very distorted as it was almost off the edge of the photocopied paper and I would guess had been fore-shortened. It does not appear to me to be the same die as in our catalogue, the 'G' having more pins than G3220.01.*


Maurice Harp's article in Bulletin 285 Pg.13 about the perfin illustrations used in adverts set me thinking on this source of information about dies. From a number of photocopies of early adverts for the perfinning of postage stamps, many from trade directories, I have assembled the following facts.

In the 1890's the Postmaster of Tabanacle Street (who was Braham) used R2390.01 (RH/&/JP). (In the Gault Catalogue it states 'Strikes usually poor; known 1896-1900; values 'B' and '£' 3d & 5d) There are two perfins with these particular letters, neither of which are identified. He also used another perfin, AZ/&C<sup>0</sup>, which is not listed in any of our catalogues.


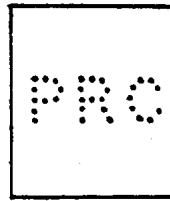


About the same date Hancock used JB/C<sup>o</sup>. (J0650.04). (In the Gault Catalogue it is known used at Liverpool & London between 1885-95 and on values 'B' and 'E' 2'/2d, 5d & 1/- grn) Note the unusual 8 pin 'o' - user is unknown. In the same advert the full name 'Globe' (G3220.01) is used (*In Tomkins the user is 'The Globe, The Oldest Evening Newspaper, 367 Strand, London WC [Est.1837]*) and also an unknown die, PRC.








Interestingly Baddeley Brothers used an identical die 'PRC' in a much later advert in about 1930-1940. Did they buy out Hancock? In the same ad they use two other perfin illustrations, DR/&S and BU/DC but these have very closely spaced pins and are just artists impressions.





Hancock did in fact become the Initial Perforating Co. and used the same overprinted receipt stamp in their ads as Hancock had done, also the unknown perfin IP, their own initials and FAH (which could be F0125.01). Jennings tells us this firm did not last long.



Baddeley Bros themselves used the monogram perfin B0450.01 from Jubilee issues to KGV and the initials BB (B0410.10) later. Apart from Sloper they may have been the last firm to advertise. There was an advert in "The American Philatelist" for September 1997 with some different 'BB' initials illustrated.



Frank Baker of Birmingham used artists impressions of a monogram TG and FB/B c1900. Looking at some old Perfins Club Bulletins I note the Americans used large letters with lots of small pins like the Baker advert. I wonder if Baker used Cummins' machines.



## PERFIN ON 1st DAY OF ISSUE

Paul Davey

The perfin is L&S (L4890.07) of Leigh & Sillavan Limited, 66 Deansgate, Manchester 3 and the stamp is a 1½d KGV photogravure.

At first glance there seems to be nothing special about this cover but the date gives another story. It was used on 20 Aug 1934 which was the first day of issue of this stamp.

Leigh and Sillivan must have been very fast workers to buy new stamps from their supplier, take them back to their premises, perfin them and get them out on the post that same day.

Are there any other stamps known, with perfin, used on the same day as issue?

