

**THE G. B. PERFIN SOCIETY
BULLETIN**

© The G.B. Perfin Society
www.angelfire.com/pr/perfinsoc/

1957 – 2007

*50 years of
perfin research*

BULLETIN No:- 349 Subs £10 (UK); £12 (Europe/abroad-surface); £15 (abroad-air)

EDITORIAL

With the G.B. Perfin Society celebrating its 50th anniversary this month we are taking the opportunity of looking back on the previous 348 issues of the Bulletin. Regular features such as Society information and the New Identities are held over to the October issue of the Bulletin. I have collected together articles from each of the decades written by some of the “big” names of the Society. Many of the articles demonstrate some of the key landmarks in the research and development of our hobby. Of course information published 50 years ago is often out of date so where possible articles have been revised, added to and brought up to date. I hope these pieces will bring back memories for our older members, provide new information for our younger members and provide everyone with a “jolly good read”.

CONTENTS

PAGE

Origins of British Security Endorsements	Charles Jennings	2 – 5
SC – The First Perfin	John Nelson	6 – 8
The Name Game	Mike Burrows	9
Sloper Experimental Cancellations	Rosemary Smith	10 – 18
How S/Crown/O became HM/SO	John Nelson	19
One Thing Leads to Another	Mike Burrows	20 – 21
Some Thoughts on Braham Dies	Dave Hill	22 – 24
How Perfins Nearly Became Official	M. Rucklidge & S. Steere	25 – 27
Jaeger’s POKO Affixers	Roy Gault	28 – 30
Illustrations – Plates 1 – 8		31 – 34
The Perfins of Japan	Gary Shayler	35 – 37
City of Dublin Perfins	Norah K Wright	38 – 39
The Great Western Railway in Ireland	Mike Burrows	40 – 43
A Further Visit to Slopers’ Works	Rosemary Smith	44 – 45
Sloper 5 Reigns Plaque	Rosemary Smith	46 – 48
Confirmed Sloper Dies 1868-1872	Maurice Harp	49 – 52
Perfins of the Port of London	Mary Thornton	53 – 54
The Butterfly Alphabet	Roy Gault	55 – 57
Possible Sources of the Butterfly Alphabet	John Mathews	58 – 60
Postmark Clues to Perfin Identity	Roy Gault	60 – 62
Developments in Security Perforations	Charles Jennings	62 – 64

ORIGINS OF BRITISH SECURITY ENDORSEMENT
PUNCTURES

(First published Bulletin 001/3 – August 1957)


Charles Jennings

Paper perforation was already a well-established process long before its application to postage stamps. Chequebooks, order-books etc., where straightforward perforation was required were already in long use. It was quite an obvious procedure to apply under pressure a number of steel teeth in a row, so arranged to slide into corresponding rows of holes and these two parts quite naturally became known as "male" and "female" parts. Some difficulties arose in keeping the female holes clear of the small discs of paper, which were punched out of the sheets being operated upon. If these holes were allowed to become clogged there was resultant distortion or breakage of the teeth on the male die. A bent tooth, which failed to enter its hole correctly, would, of course, break off on subsequent operations of the machine. If not replaced this would lead to "blind" holes appearing in the work. For this reason most of the "teeth" were made to be easily removed, changed or replaced.

The first modification of the simple perforation machine to be required was one which would perforate both horizontally and vertically at the same operation. This was not a great problem, except as applied to the perforation of postage stamps for the purpose of making them readily separable. The very narrow margins between the stamps and irregularities of spacing, due to distortion of the paper by variations in atmospheric humidity, were an added complication. The first imperforate straps had been separated by means of scissors or razors, or, very commonly, by folding the rows along the margins to form a heavy crease which would tear easily and evenly.

In 1847 Henry Archer submitted his plan for a machine, which would apply rouletted incisions between the stamps. His machine was, however, found to be too effective since it caused too much damage to the table upon which the sheets were laid and the resultant cost of upkeep was too high. In 1848, however, he produced a machine, which perforated the sheets, instead of rouletting them, along the tops and sides of the rows. This machine, ideal in theory, proved impracticable in use because the gum clogged the holes and the irregular spacing of the rows caused many stamps to be perforated through the design instead of through the margins.

Modifications were made to the machine, which was transferred to Somerset House for use on Revenue stamps.



Napier Perforating Machine

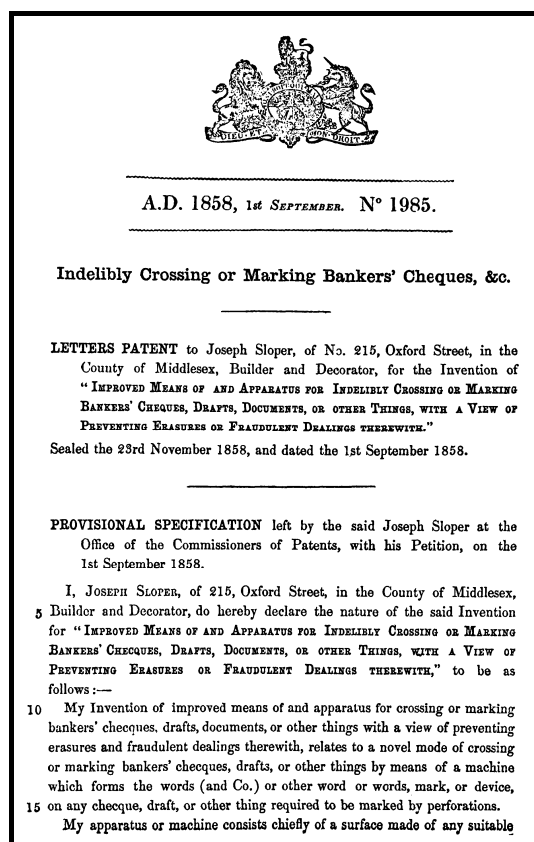
In 1853 new machines were constructed by Messrs. David Napier & Sons of Lambeth and were brought into use for perforating "Draft" and "Receipt" stamps at Somerset House. The same machines were officially brought into use for postage stamps in 1854. They were steam driven and were capable of perforating 3,000 sheets per day. The gauge first used was 16 but

it was found that, the holes being too close together, the sheets parted too readily and a smaller gauge, 14, was brought into use.

Meanwhile the problem of date-stamping railway tickets, in particular, in such a manner that the endorsement could not be removed had been worrying the railway companies. Joseph Sloper of London, a printer was intrigued by the possibilities of using a perforation machine for this purpose. Instead of merely straight rows of perforations, however, he had to surmount the difficulty of producing a machine capable of punching figures and letters through the tickets, and which could be readily changed with the date.

In 1858, Sloper produced and patented a machine (Patent No. 1985/58), consisting it is believed, of a roller carrying projecting pins which coincided with holes in the bed to which was attached, at one side, a stripper to enable the sheets, which tended to stick at the points of puncture, to be detached from the bed. This machine was intended to be employed as a cheque-protection device in much the same way that postal Orders are perforated today.

This machine was, however still a long way from Sloper's main ambition. It is curious to note, however, that he was not entirely absorbed in this project for in 1866 we find that he patented a



Sloper's 1858 Patent

ventilating system for mines, ships and factories. In fact, 10 years elapsed before his aim of a machine for perforating railway tickets was achieved. This patent (No.2741/68) appeared in 1868 and was modified and improved by a subsequent patent (No.643/69) in 1869. This last machine had interchangeable heads to permit the choice of dates, designs, etc. The stripper plate was attached to the bed at both ends instead of one end only, as in his cheque-protection machine.

There is no doubt that this is the machine which was first employed for the perforation, with endorsements, of postage stamps for it is at this time that Sloper first applied for official recognition of his machine for that purpose. The earliest known examples were probably perforated on his 1868 machine but the majority of his work would be carried out on the 1869 modified version. The earliest example bearing a date in my own extensive collection is dated September 1869. I should be interested to hear of any earlier dated specimens.


Hitherto, as is well known, the endorsement of postage stamps had consisted in the overprinting on either back or front of the stamp and I have seen two examples of the 1d black of 1840 which have been pencilled, both on cover, with the obvious intention of safeguarding the stamps against removal from the cover before being handed to the post-office.

This system had obvious disadvantages since a heavy postmark would obscure any overprint on the face while an endorsement on the back could not be detected without removal of the stamp from the cover. It was only natural, therefore, that the punctured endorsement should quickly receive the blessing of the Post Office. This is proved by the fact that within twelve months of the authorities instituting a service through Perkins Bacon & Co., for the overprinting of stamps on the reverse, they were advising enquirers to contact Sloper with a view to employing the more efficient method. Furthermore, it is also obvious from dated copies that Somerset House was also using Sloper's machines for fiscal stamps at quite an early date,

Unfortunately no record is available to show which was the first die to be used on postage stamps and, alas, Sloper's records were destroyed in the 1939-45 war by enemy action. It is known, however, that at some date he compiled a record of users in alphabetical order. Hugh Vallancey (late Editor of Stamp Collecting) has noted a few of the better known and more

interesting firms and has given their corresponding number in the records, but there are immense gaps. It will be a colossal task, but one in which I hope to succeed, to reconstruct these records. The obvious difficulty is, of course, in ascertaining the actual year in which they were first compiled.

Since the days of Sloper's early machines many improvements have been made and electricity is now the motive power for many models. Sloper's machine of 1869 was improved in 1872 to employ interchangeable dies, with corresponding "female" parts, and again in 1893 when his son, Edward Sloper, patented a machine bearing a number of dies on a horizontal wheel so that the operator could choose any die he desired. The Sloper perforation machines had not, however, completely superseded the overprinting method, which is still in use today for Receipt stamps, and many stamps of the values currently required for receipt purposes may be found with these overprints. These are mainly privately printed but an interesting exception, which does not seem to have gained very great popularity has come to my notice. This consists of a roller, like a photographer's "squeegee" roller, bearing some thirty rubber dies arranged in five horizontal rows around the roller. Above the roller and in contact with it is a second inking roller. This small hand instrument was rolled down the sheet of stamps leaving a violet impression of the die.



The only example I have seen is applied to the back of the stamps and accompanied an advertisement for the machine which was manufactured by Messrs, W. H. Everett & Son, Ltd., of London at the price of £1. It is their initials that appear on the only known examples. This invention appeared at the early part of this century but, quite evidently, was not a popular one.

Today, of course, many firms throughout the world make perforation machines and, since the principal is the same as Sloper's in all cases it is almost impossible to differentiate between them.

SC – THE FIRST PERFIN

(First published Bulletin 234/3 - April 1988)

John Nelson

In "The Handbook of British Perfins" which I wrote and published in 1967, I was able to disclose what, in the course of my research for the book, I had found to be the world's first perfin. It was, of course, already known with certainty that perfins originated in Great Britain in 1868 and that Joseph Sloper had had more than a casual involvement with their introduction. There was, however, no evidence to show what had been the very first die.



Hugh Vallancey, before producing his "British Stamps Perforated with Firms' Initials" in 1933, had the privilege of inspecting Sloper's records and confirmed having seen volumes containing lists of his early customers. The first customer to appear in those lists, Thomas J. Allman a bookseller of 463 Oxford Street, London, W. (using T.J.A/463), was, at one time, regarded to be the earliest

customer but this was erroneous because the list had been arranged in alphabetical order. How many customers appeared in that list Vallancey did not record, the highest number he reported being 89, assigned to Frederick Huth & Co. Unfortunately the original Sloper records of customers to whom they supplied ready perforated stamps were lost when their city premises were destroyed during the bombing of London in the second World War.



Among the details given by Vallancey concerning the early Sloper customers in his booklet was that ".....Messrs. Copestake, Moore, Crampton & Co. (using initials "S.C.") are number 20....."

It is clear from correspondence held in Post Office Records that the first application for official permission to perforate postage stamps with initials was made, not by Joseph Sloper, but by the firm of drapers' warehousemen Copestake, Moore, Crampton & Co. in October 1867. This firm asked that they be allowed, so as to avoid the theft of their stamps, (a) to under-print those for use on their own mail with their name and (b) to perforate on arrival at their offices those which they received as small remittances with the initials "S.C" which belonged to their senior partner, Mr. Sampson

Copestake. With their letter to the Postmaster General dated 2nd January 1868, they enclosed, as specimens, several stamps so perforated. The remainder of the story as to how the matter was taken up by Joseph Sloper in the interests of his business is now well known.

The question as to what was the very first perfin having been resolved, I felt that the next move was to endeavour to trace an example, and to this end approached the collectors I knew to have significant holdings of early perfins. This, however, proved to be unproductive although there were examples of the initials S.C. and S.C on later Q.V. stamps, and on those of subsequent reigns, nothing came to light on line engraved or surface printed stamps of the 1860s.

In spite of a number of further enquiries, it seemed that an example of the world's first perfin was not to be found. In June 1969 however, I received information that the firm of R. M. & R. W. Willcocks were offering for sale the perfin collection of a late member of the then S.E.P.S, Mr. W. G. Stitt Dibden. By appointment I called at the firm's premises in Blackheath and spent a most informative evening with Mr. Willcocks whose original work was the basis of the section on protective overprints and underprints in the Stanley Gibbons Great Britain Specialised Stamp Catalogue, Volume I. Although the collection contained some interesting items, including some examples of Frank Braham perforations on stamp selvage, I did not buy it. I was, however, able to acquire some useful advertising rings and for £3.15.0 a mint Penny Lilac with blue PEARS SOAP under-print now catalogued at "from £300"! Mr. Willcocks made a note of my collecting interests and said that he would contact me if he should later come across anything suitable.

Within a matter of two or three days I was to receive from him in the post an example of the stamp I had been seeking, a Penny Red perforated with the initials SC – without stops. I immediately contacted Mr. Willcocks on the phone and having told him that it was a stamp of exceptional interest to me, he quoted a price, which, although stretching my resources to the limit, I agreed to pay.

At first sight the stamp was unattractive, its face disfigured by a diagonal cross roughly applied with pen and dense black ink. When I looked at the reverse side however I saw that it was something out of the ordinary - a perfin and an under-print at the same time. Here are the details:



Fig. 1.



Fig. 2.



Fig. 3.

- The die (Fig. 1) - Letters S C (no stops - as previously reported). Pins 11,8. Height 4mm. Width between letter centres 11mm. Letters set low on the stamp falling on either side of the Queen's neck and slightly to the left of centre. Pins fine and clean cut, typical of the earliest Sloper dies.
- The stamp (Fig. 2) - 1864 line engraved Penny Red. Plate 73. Bottom corner letters EG.
- The underprint (Fig. 3) - COPESTAKE,/MOORE,/CRAMPTON & Co/ London. Printed in red, over the gum. Large ampersand. No punctuation after CRAMPTON or Co. Overall height of underprint 15 mm.

All these details were in accord with known information. Its existence was mentioned by Vallancey and confirmed by correspondence in Post Office Records. The plate number was one earlier than the lowest on which perfins had been recorded and the pins were neat and precise, so clearly Sloper's early work. The under-print was the first example of the one, which was to become prolifically used, in slightly amended form, by Copestakes both under and over the gum.

Mr. Willcocks could not recall how the stamp came into his stock, but seemed to recollect that Copestakes had gone out of business some months before and certain material from their archives had found its way on to the market. I had expected that other examples of the "several" which had clearly existed might subsequently come to light, but almost twenty years have passed and nothing has materialised. The description I have given will provide some indication of what to be looking out for and if any collector recognises a similar item I would be pleased to hear about it.


It seems unlikely that the S C perfin of Copestakes ever came into commercial use. As is well known, they preferred the use of the under-print and it was not until later in the Victorian period that this practice was superseded by their use of perfins.

THE NAME GAME

(First published in Bulletin 179 - February 1979)

Mike Burrows

One of the early customers of Joseph Sloper was Samuel Montagu (or was it Montagu Samuel?) who was the user of the perfin SM/&Co - S4920.01. As you will see it could just as easily have been MS/&Co.




S4920.01


In Liverpool on 21st December 1832, Henrietta Samuel gave birth to her second son, which she and her husband Louis, decided to name Montagu. Whilst the child was still young they changed their minds, for reasons best known to themselves, and reversed his names and began to call him by his surname.

At thirteen years of age he obtained employment with his brother-in-law, a foreign banker in Lombard Street, London. Moving about a bit he eventually opened his own bullion merchant, foreign exchange and banking business in February 1853. His eldest brother, Edwin, was taken in as a partner, the firm being known as Samuel & Montagu. In 1862 the name of the concern was changed to Samuel Montagu Company. A year later offices were found at 60 Old Broad, Street, London, and in the same year he was created Baron Swaythling. In 1894 he obtained a royal licence to change his name to Samuel Montagu. A further application in 1904 saw the change to Samuel-Montagu. A very active and philanthropic member of the Jewish community, he died on 12th January 1911.


The earliest dated perfin that I have seen is JY 26 69 and this of the style constructed to avoid the Queen's profile. A rather prolific perfin on the surface-printed issues it seems to have been dispensed with during the early 1880's. My latest date is MY 17 81, but a 1/- Foreign Bill fiscal of 1856, with a London scroll postmark for 28 DIE 85 is illustrated in the December 1978 issue of the Philatelist. Other perfins known used by Samuel Montagu are S4920.03a and S4920.4M and probably S4920.03.



S4920.03



S4920.03a



S4920.04M

SLOPER EXPERIMENTAL CANCELS

(First published as a supplement to Bulletin 267/273 - Dec 1993 & 94)

Rosemary Smith

Under an Act of Parliament on October 1st 1870, Postal Stationery Cards were introduced into this country for the first time (they had already been in use in Austria for one year). Two sizes of card were allowed at first, 3½ x 4½ inches and 2½ x 4½ inches; both having ½d stamp, border and wording in violet on light buff card.

The postal authorities knew that these cards would be popular; partly because one purchase would provide, cheaply, both writing material and stamp, and partly because of the convenience for business houses being able to send a short missive instead of a longer letter – a first step towards modern efficiency perhaps - some would say a retrograde step when reading the flowery terms in a Victorian business request for custom or payment of long standing debts. In the event, the Post Office almost ground to a halt. On the first day of issue, over 500,000 cards went through the London G.P.O., and 75 million were used in the first year throughout the country, thus disorganising the cancellation and delivery of the ordinary mail. The scenario was enacted in many of the larger cities, which were centres of commerce, such as Liverpool, Manchester and Edinburgh.

Instructions were given to postmasters to concentrate on cancelling letters first no doubt so that the adhesive stamps could not be used again and many cards in the early days were delivered without a forwarding cancellation and only received the date stamp of the Receiving office on the reverse of the card. Some did not even get a receiving mark. The reason for this was that there was an official directive not to stamp the reverse, or message, side of the card. My implication was that it was a time wasting operation which the Post Office at that time could not support because of the volume of cards passing through the post.

This state of affairs was not very satisfactory and the Post Office turned to Joseph Sloper for a possible solution to the speeding up of cancelling the cards. They were already using one of the Sloper Machines to perforate Money orders with a date and realised the potential for a cancelling device. Being used to making machines which punched holes through cheques, receipts, letters and railway tickets etc., Sloper suggested using a die in one of his machines which would punch an ARROW shape

Fig.1.

London
17-1-72



Fig.3.

Liverpool
22-3-72

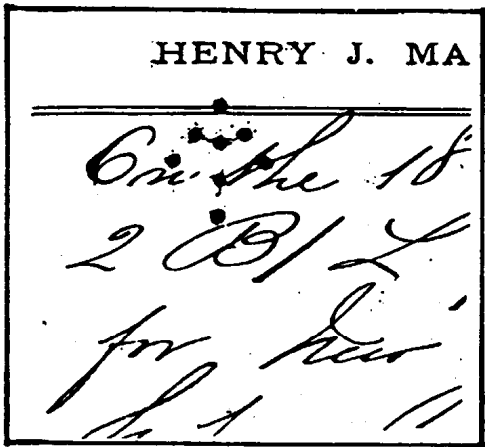


Fig.5.

Liverpool
2-5-74




Fig.2.

Liverpool
29-5-73

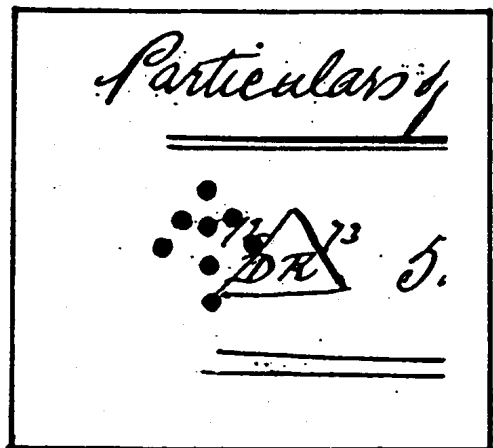


Fig.4.

Liverpool
9-1-73





Fig.6.

London
10-11-70



through the printed stamp on the card. For a period in late 1870, early 1871, the Post Office experimented with this machine. (As Fig.1)

There is a record of a Minute in the P.O. Archives, endorsed "Approved 5th June 1871" which says:

"The enclosed papers relate to a trial which has been made in the Circulation Department of this office, of a perforating machine devised by Mr. Sloper, for the purpose of obliterating the Postage Stamps on Post Cards.

Mr. Boucher reports that this result is satisfactory, and he recommends the adoption of the machine.

At present only four machines will be required, three for the Circulation Department, and one for the Liverpool Post office, and I request your authority for supplying them at the price asked by Mr. Sloper, viz £7/7/0 each, which Mr. Boucher considers not unreasonable.

There may be other Offices, but if so I believe they will be very few, where the quantity of Post Cards posted may be so great as to render it necessary to supply such Offices with the machines."

From a study of the dates of known use, (see table at end of article), Liverpool must have used the prototype 'Arrow' die, (Fig.1) or another similar machine made by Sloper, as Liverpool dates from January 1871 are found. Although the above extract from the P.O. Records Department only mentions one machine for Liverpool, there must have been at least three in use between 1870 and 1875 as three distinct type of holes are found: one with large round, clearly cut holes (Fig.2), a second with smaller holes but still very clearly cut (Fig.3) and a third with small, rough pin-hole type punctures (Fig.4). The latter cards usually show the impression of the jaws holding the pins too.

However these differing punches from Liverpool could come from the same machine, or similar machines, as the only real difference is the size of the holes, which could be accounted for by the tapering pin. The upper holes would be cleaner cut and the lower holes smaller and less well defined as would be expected if a large number of layers were perforated together. Perhaps Fig.4 cards show the impression of the jaws because these cards were at or near the bottom of the pile cancelled together. This can't be so I think because the jaws would show on the top cards, which would have the widest holes, being at the base of the pins. I would guess

Fig.7.

Manchester

9-1-73




Fig.8.

Manchester




Fig.9.

Manchester

21-9-71




Fig.10.

Bradford

6-11-71





Fig.11.

Edinburgh

10-1-76



that the pins must have been pressed downwards onto the cards and the top cards would be more likely to be distorted than the ones at the bottom resting on the solid metal base plate.

At this time, late 1870, the London Office also used a punch in the shape of a ORB & CROSS (Fig.6). This punch has also been found with the cross at the top (normal) and the cross at the bottom (inverted). As far as I am aware there has been no actual documentary proof that this was supplied by Sloper but it is almost certain that the presumption of a Sloper machine is correct. This Orb & Cross experimental cancel would seem to have been the first one to be discontinued, although B.F. Grounsell Dammers, in an article in the Postal History Society Bulletin for June 1948, gives a late date of 23-02-72 for the orb and Cross. I have only seen cards or photocopies of cards from late in 1870. My own copy is an inverted punch dated 09-11-70.

The 'Broad Arrow' die supplied by Sloper had 8 holes, each of 2mm diameter. The pins were of hardened steel and unusually long and tapering to give extra strength and clear penetration. Remember the material for puncturing was card not paper. The one inch long pins were designed to puncture 96 cards at one press - a pack of cards as sold over the Post Office counter numbered 24. If enough of these cards are examined one can see which cards would have been at the top of the pack and which at the bottom from the width of the hole. Those at the bottom of the pack, where the pin tapered the most, would have a smaller diameter of hole.


Constant penetration of so many cards put great strain on the pins and there are many examples of 'out of alignment' holes or 'missing pin' varieties. Most of these are from Liverpool after 1872 and one can only conjecture that Sloper kept an eye on the London operation, instructing on the correct load for the machine, whilst the Liverpool machine was grossly over-worked. The varieties from Liverpool are less rare than the complete strike (Fig.5).

In the meantime, other large provincial towns were trying their own experiments. Again, there is no documentary evidence that these punches originated from Sloper. Manchester tried taking out a CLIP from the edge of the card, adjacent to the stamp. The clip would appear to have been produced by using something akin to a railway ticket punch. Three main types of shapes can be seen on the cards from Manchester; a bracket cut (Fig.7), a spear cut (Fig.8) and a half round cut (Fig.9), but even these three shapes had variations and many of the cuts are so oddly shaped that it

is not possible to say to which type they belong. Dates for Manchester clips have been reported from 11-11-70 to 22-01-75.

Some Offices tried a SINGLE HOLE punch. They were Birmingham, Bradford, Edinburgh and Liverpool. I have not seen any examples from Birmingham or Liverpool and the one recorded date for Liverpool - 19/10/70 - would suggest it was very short lived and was superseded by the Liverpool Arrow. The examples I have from Bradford, and all others I have seen from there, are large, clean cut holes, 3mm in diameter (Fig.10). My copies from Edinburgh are smaller and rough cut, again with the impressions from the base of the die similar to the third Liverpool machine (Fig.11). The Edinburgh Hole would appear to have had the longest life, one of my cards is dated 10-1-76. Once again no documentary proof of the maker of these perforators, but all cancels - Arrows, Clips, Orb and Cross and Holes - have become known as the Sloper Experimental Cancels.

<i>September 17th £ 35/5-</i>	<i>Large H. & G. P. O.</i>
--	------------------------------------

<i>Machine repaired</i>	<i>Drilled with 5-1 wire</i>	
-----------------------------	----------------------------------	---

One nice piece of confirming evidence has come to light in the Sloper Record Books held by the Society. The following entry is found in the 1873 Machine Ledger but there is no mention of the supply of the original machine. Hopefully, the illustration shows that this entry was for a repair to the die on September 17th 1873 and unless it was for a repair to a

Liverpool machine, later dates from London than that shown in the Table must exist.

TABLE OF DATES FOR SLOPER EXPERIMENTAL CANCELS

ARROW PERFORATIONS

London:-	24-11-70	to	08-03-73
Liverpool:-	05-07-71	to	21-01-75
Liverpool (missing pins):-	from July 1872		

MANCHESTER CLIPS

Half Round Cut:-	11-11-70	to	03-02-75
Spear Cut:-	03-12-70	to	10-02-75
Bracket Cut:-	06-05-71	to	22-01-75

SINGLE HOLE PUNCH

Birmingham:-	27-09-72	to	28-07-73
Edinburgh:-	04-04-71	to	10-01-76
Liverpool:-	19-10-70		
Bradford:-	30-01-71	to	24-06-72

ORB AND CROSS PERFORATION

London - Cross at top:-	13-11-70		
London - Cross at bottom:-	27-10-70	to	23-02-72

These experimental cancels ceased in January 1875 (with one odd reporting of a card dated 14-1-77 in Jennings' Book). By this time some Offices were selling the cards in packs of 24 already perforated. They were handed back over the P.O. counter from the firm using them for their business, and they received no further cancellations. Could these be classed as the only pre-cancels ever used in Britain?

Research in the Post Office Archives has come up with photocopies of various Post Office circulars. These circulars to sub-postmasters are about the then new postal stationery cards. They provide the background on which we can build a picture of the use of the 'cancelling punches'.

POST OFFICE CIRCULAR 19th SEPTEMBER 1870.

"On and after the 1st October next. Post Cards, bearing an impressed halfpenny Stamp, will be sold at all Post Offices, at the rate of one halfpenny each."

"They will be available for transmission between places in the United Kingdom only."

"The front (or stamped side) is intended for the address only. There must be no other writing or printing on it, nor must there be any writing or printing across the stamp. On the reverse side, any communication, whether of the nature of a letter or otherwise, may be written or printed. Nothing may be attached to the Card; nor may it be folded, cut, or otherwise altered. If any of these rules be infringed, the Card will be charged with postage on delivery as an insufficient paid letter."

POST OFFICE CIRCULAR 12th OCTOBER 1870.

"The postage stamps on some of the Post Cards will be obliterated by means of a punch instead of the ordinary obliterating stamp. Postmasters will not tax such cards with postage on this account."

Experiments with cancelling punches must have already taken place before the Cards came on sale for there to have been such an early circular.

"Postmasters are instructed not to stamp Post Cards received at their Offices for delivery. Even such Cards, the postage stamps on which have not been obliterated, need not be stamped."

In H. Dagnell's book "The Evolution of British Stamped Post-Cards & Letter Cards. Their History & Documentation" he reports that there had been complaints as early as 3rd October 1870 that part of the message had been obliterated by the local receiving stamp. So it would seem more logical to assume that the P.O. directive of 12th October was an attempt to alleviate that particular problem which had arisen within days of the advent of the card.

NOTICE TO THE PUBLIC
OFFICIAL POST CARDS

"After the 31st instant, Official Post Cards will be sold to the Public in packets only, - - the smallest packet containing twelve Cards, and the larger ones twenty-four, thirty-six, forty-eight, and so on."

"The price of a packet of twelve Cards will be sixpence-halfpenny, and the larger packets will be charged in the same proportion."

"Single Post Cards will no longer be sold."

"Arrangements will shortly be made for impressing with a halfpenny stamp, at the Office of Inland Revenue, Post Cards other than Official Post Cards, subject to certain restrictions."

"By Command of the Postmaster-General 27th March 1872."

Points to note are that by March 1872 the cards were not available singly; not available for the mere cost of the postage; the cards were only sold in packs of twelve or multiples thereof and there was now some poundage to pay.

I mentioned earlier that packs of postcards were bought from the Post Office. I wonder if more single cards were punched prior to 27th March 1872 than packs of cards? Remember there was no poundage on the cards until 1872. Looking at the Table of Dates for these cancels, it is noticeable that the missing pins at Liverpool come from July 1872. Was this when they punched thicker packs of cards rather than single items for their clients?

POSTSCRIPT

Two perfinned postcards have been reported with a Liverpool cancellation. One has the full name perfin of STOTT & CO (S7490.01) and is dated February 2nd 1874. The other has a McI (M1280.01) and is dated March 2nd 1872. These are the only 'doubles' that have so far been reported.

Another item of interest that was illustrated in Bulletin 221. This is a card that has been struck with an ARROW strike. The card bears the inscription - *At a meeting of the Postal History Society on 21st November 1950, this card was cancelled by a Sloper's perforating Arrow machine which the G.P.O. Authorities had kindly allowed Mr. H.C. Westley to exhibit at the meeting.* No further information is known about this item.

References

1. The English Specialists' Journal - 1897, "Perforated Cancellations" by R. Bradshaw Smith.
2. Postal History Society Bulletin N°44-1948. "Clipped and Perforated Cancellations" by B.F. Hounsell Dammers.
3. The Postal Cancellations of London 1840-1890 - H. C. Westley (1949). H. F. Johnson Chapter 5. 'Postcards. Sloper's Patent'.
4. Postal History Society Bulletin N°70- 1953. "Clipped and Perforated Cancellations of Great Britain" by W. L. Freshwater.
5. Charles Jennings "The History of British Security Stamps" (1968), Chapter 21, 'Perforated Postal Stationery'.
6. The Collectors Club Philatelist Vol. 23 N°2 1974. "Experimental Cancellations on the First Post Card Issue of Great Britain" by Abbot Lutz.


HOW S/CROWN/O BECAME HM/SO

(First published Bulletin 157 – June 1975)

John Nelson.

On the 29th June 1948, Mr H. Shore, a philatelist writing from P.O. Box 1655, Addis Ababa, Ethiopia, asked the General Post Office in London for certain information concerning the denominations of British postage stamps issued to British Army Post Offices and having B.M.A. overprints. As an apparent afterthought he added the following paragraph,


"I see British stamps are being perforated "Crown S O" and used by the Stationery Office. As no perforated stamps are shown in the Gibbons Catalogue I cannot obtain the following information from them. Please let me know therefore if any other Government Department perforates stamps similarly."



The G.P.O. in an attempt to find the answers to this query, spoke on the telephone with the Stationery Office and were advised that the bulk of the perforated stamps were used on letters which were sent to foreign countries. The perforating was done by the Stationery Office and this work was not performed for any other departments.

At this point, however, someone in the Post Office checked up on the regulations governing the use of perforated stamps and pointed out that the use of the crown was not in accordance with those regulations. Following a preliminary telephone discussion, an official letter was sent by the G.P.O. to the Stationery Office saying that the Postmaster General wished to inform them that his attention had been drawn to British stamps perforated Crown SO being used on correspondence to foreign countries. With reference to Page 23 of the Post Office Guide would they please arrange for their department to use initials only in accordance with the regulations. This letter was dated 17th August 1948.

It would seem that the Stationery Office made no objection to the G.P.O.'s request and took steps to have new perforating machinery made to replace the S/Crown/O dies. This took about six months and on the 23rd February 1949. The Stationery Office advised the G.P.O. that arrangements had been made to perforate stamps HM/SO only. Existing stocks of S/Crown/O valued at approximately £1000 were expected to be exhausted in the Duplicating and Distributing Division within one month, and in other branches and offices within two months. The G.P.O. replied on the 28th February 1949 to the effect that they were very pleased to hear that in future the regulations would be complied with.



ONE THING LEADS TO ANOTHER

(First published Bulletin 190/5 - December 1980)


Mike J. Burrows

About ten years ago, whilst chatting to members of a local philatelic society after a meeting, the subject was turned around to perfins. During the course of the conversation someone said, that they had heard from someone else, that many years ago it was possible to buy perfined postage stamps from an Ipswich post office. At the time this was regarded as just a piece of gossip without any foundation whatsoever. But in the belief that all bits of perfin information should be recorded, even if somewhat dubious, a note was made of the conversation. Then promptly forgotten, at least until now.

To have an interest in more than one branch of philately can sometimes be an advantage. A recent piece of research that involved the identifying of sub-postmasters of Ipswich in the late Victorian era, brought to light a possible clue to help substantiate the rumour first heard all those years ago.


As both the port and town of the Capital of Suffolk grew it became necessary to open more sub-post offices or branch receiving offices. In the early 1850's there was only one sub-post office. This was situated near the docks and had its own circular date stamp - WET DOCK/IPSWICH - a very popular postmark with local collectors. In addition to this Ipswich also boasted two branch receiving offices. By the 1880's several more offices had been opened. One of which was at 46, St. Nicholas

Date of Order.



Date of Delivery.

POST OFFICE, Tabernacle Street, E.C.
STAMP REQUISITION.

	No of Sheets required	£			
		s	d		
1d. Postage Labels at 10s. per sheet of 240					1d.
1d. " " £1 " 240					1d.
11d. " " £1 10s. " 240					11d.
2d. " " £1 " 120					2d.
21d. " " £1 5s. " 120					21d.
3d. " " £1 10s. " 120					3d.
4d. " " £1 6s. 8d. 80					4d.
5d. " " £1 5s. " 60					5d.
6d. " " £1 " 40					6d.
9d. " " 15s. " 20					9d.
1s. " " £1 " 20					1s.
2s. 6d. " " 2/6 per single stamp					2s 6d.
5s. " " 5s. "					5s.
10s. " " 10s. "					10s.
£1 " " £1 "					£1
£5 " " £5 "					£5
Charge for Perforating ... £1 3s. 4d. per parcel of 480					
1d. Wra					1d. W
					
TOTAL ... £					
Amount of _____ herewith					

FREE

Design Required

Signature _____

Address _____

Date _____ 18

Stamps &c. recd. by

ALL STAMPS DELIVERED IN SHEETS
WITHOUT ANY CHARGE FOR DIE

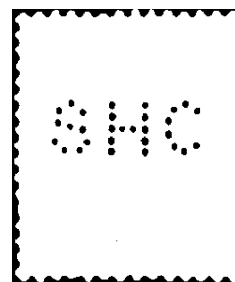
CHEQUES PAYABLE TO F. BRAHAM, [POSTMASTER] — CROSSED & Co,
FOR POST CARDS, BILL STAMPS, &c. SEE OTHER SIDE.

FRANK BRAHAM'S STAMP REQUISITION FORM


Street. This office was located in the premises of William Day, a grocer and provision dealer.

Above is shown an illustration of a Frank Braham Stamp Requisition Form. Attached to the form is a perfin D&F/G on the centre margin of either a ½d vermilion or a 1d lilac. Also in existence is a small collection of a hundred or so of these so-called 'Braham Proofs', several of which have had a reference number added in ink. Some of these proofs are of perfins known to have been used on postage stamps by companies in the Suffolk area. Whilst some are not, as yet, recorded in the catalogue.

Reference was made in another article "Ipswich Firm's Philatelic Links" (published in Bulletin 189) to the perfin SHC S3430.01. Known with Ipswich postmarks of 1896-98, this perfin is number 2042 in the Braham. A provisional identity for this die is S. H. Cowell, wholesale and retail stationer, Buttermarket, Ipswich. The company later became W. S. Cowell Ltd.




S3430.01



R1430.01

Proof series No. 2040 in the same series is RD/F/JB R1430.01 and is identified as belonging to R. D. & J. D. Fraser, House Furnishers, Museum St & Princes St, Ipswich and Felixstowe. (1891 directory).

In the middle of those two perfins is 'Braham Proof' No. 2041 which is perfin W.DAY W1895.01. The stop is not level between the W and D but is equidistant between the bottom two pins of each of the two letters.



W1895.01

The obvious conjecture to all this is that the sub-postmaster William Day, acted as agent for Frank Braham and, therefore, the rumour was partially true. The possible correct explanation being that companies in Ipswich requiring perfined postage stamps could order them from William Day. The 'Braham Proof' No. 2041 being in the nature of a sample the kind of work Braham could produce, rather than a required security perfin for William Day's grocery and provision business,

If the perfin SHC does prove to belong to S. H. Cowell this would add weight to the theory. Especially as both S. H. Cowell and R. D. & J. B. Fraser were located within a few hundred yards of William Day's sub-post office and grocery business.

SOME THOUGHTS ON BRAHAM DIES

(First published Bulletin 294/30-32 - June 1998)

Dave Hill

Recently I have tried to discover what happened to ex-member Mike J Burrows of Stowmarket, his perfin collection and particularly some of the information it contained - but without success.

In Bulletin 276 Rosemary reprinted an article by Mike from Bulletin 190 with some additional information I had discovered. The article was about Ipswich perfins and some Braham "proofs", one of which is illustrated on Pg.12 of John Nelson's *Handbook of Perfins*. The perfin shown on this requisition is unknown in this instance but Mike said about 100 of these forms existed, many of which bore known perfins of firms in Suffolk.

A letter was sent with each proof giving charges for perfins. Presumably Braham had very carefully produced, with single letter dies, a single copy of each perfin - the "proof" - and stuck it to a requisition form listing different value stamps with spaces for the prospective client to indicate his requirements. Obviously the idea was that the client would be impressed by the example of the perfin with his initials and rush his order to Braham. (Whereupon Braham would make a die as per the sample -surely he did not make dies on spec?)

Of course many prospective clients did not order which accounts for the perfin proofs of unknown dies.

In his article, Mike tells us that these "proofs" had been numbered in pen, and:-

Proof No.2042 was SHC (S3430.01) known with Ipswich postmarks, and Mike wondered if this was S. H. Cowell, printers of Ipswich. Perhaps Roy will agree but at least we know it was a Braham die.

Proof No.2040 is RD/F/JB (R1430.01) of R. D. & J. B. Fraser of Ipswich; so we can say that this is a Braham die to our catalogue.

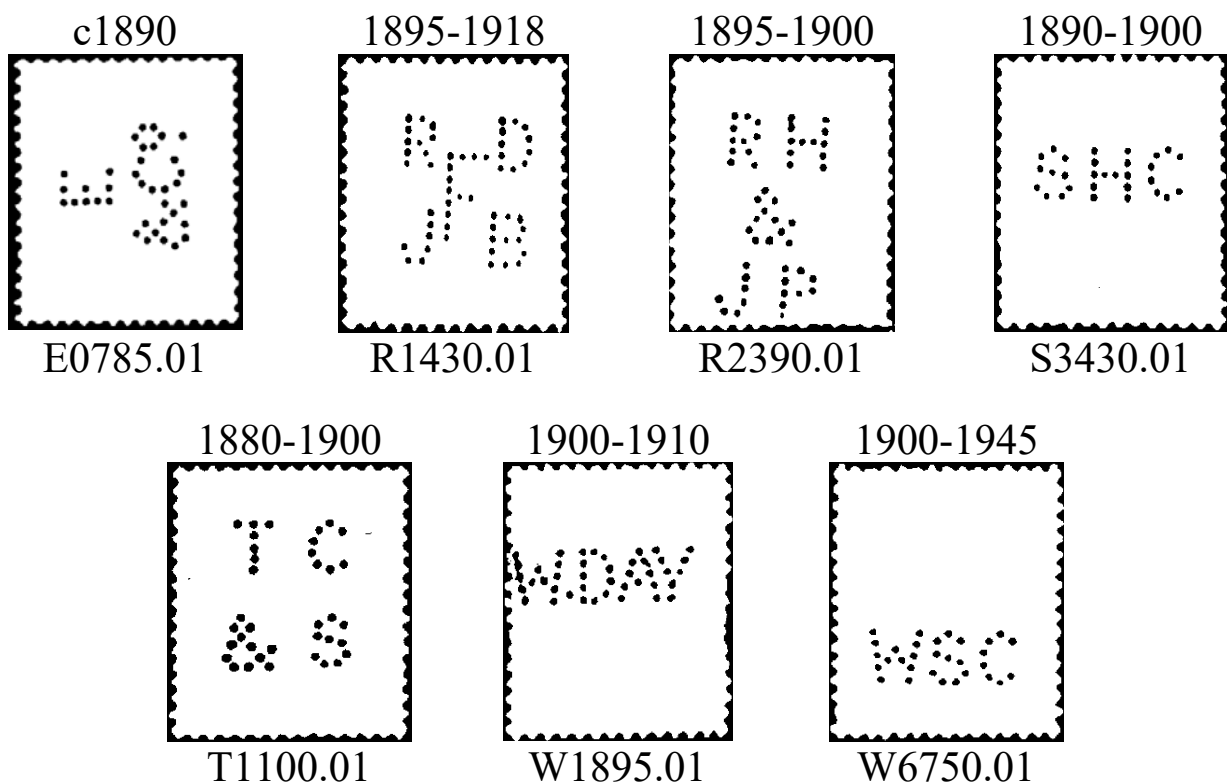
I have photocopies of Braham adverts which show the perfin RH/&/JP (R2390.01), recently identified as Robert Henry & Jonathan Pearson, wholesale ironmongers 141-143 High St, Nottinghill Gate, London W so

we know this too is a Braham die. The same Braham advert has an imprint of E/ & Co. (E0785.01) which is reported used as early as 1890 and then has a break in usage and was used again in 1930-1939. At present there is no evidence of where this die was used.

In Bulletin 189 Mike gave the history of S. H. Cowell, which became W. S. Cowell who are known to have used WSC (W6750.01). The S and C are identical to those in SHC so I think, in all probability, this too is a Braham die.

This is as far as we can go unless we can discover the whereabouts of the 100 or so Braham Proofs. Do you know where any of them are? Or did Mike write to you about them? I can't believe that Mike did not leave a list of them, which would enable us to put "Braham" against some more dies.

As a postscript I repeat "*The Ipswich Connection*". In the 1880's there was a sub post office at 46 Nicholas Street, Ipswich in the shop of William Day, a grocer. Proof No.2041 is the rare die W1895.01 W'DAY. A partner of Day was W L Kenny and I am sure it was they who were touting for business for Braham in Suffolk. When Braham went bankrupt it was Kenny who took over the Tabernacle Street Post Office and the perforating business and started to issue very similar stamp requisition forms to Braham's!



ORDERED.

W. L. KENNY,

91, Tabernacle Street,

AND 75, SCRUTTON STREET, E.C.


Cheques payable to W. L. KENNY, and crossed "London City & Midland Bank, Ltd., Great Eastern Street.

NOTE: The Perforation of Stamps with initials is not undertaken in connection with the Post Office; and the Postmaster General accepts no responsibility for the delivery of Perforated Stamps.

Please supply Perforated Stamps as under :

POSTAGE STAMPS.				Number of Sheets.	Value.			
					£	s.	d.	
CHARGE FOR PERFORATING, 1d. PER SHEET.	½d.	Postage Labels @ 10s. per sheet of	240					½d.
	1d.	" £1 "	240					1d.
	1½d.	" £1 10s. "	240					1½d.
	2d.	" £1 "	120					2d.
	2½d.	" £1 5s. "	120					2½d.
	3d.	" £1 10s. "	120					3d.
	4d.	" £2 "	120					4d.
	5d.	" £2 10s. "	120					5d.
	6d.	" £3 "	120					6d.
	9d.	" 15s. "	20					9d.
	10d.	" £1 "	24					10d.
	1s.	" £6 "	120					1s.
	2s. 6d.	" 2s. 6s. per single Stamp						2s. 6d.
	5s.	" 5s. "						5s.
	10s.	" 10s. "						10s.
		Receipt Stamps (over-printed)						
		Oddments						
		Wrappers						
	Post Cards							
	Telegraph Books at 10/2							
	Commission							
Amount of _____ herewith _____ Total				£				

FREE DELIVERY IN E.C. DISTRICT.



NO CHARGE FOR DIE.

Name

Address

Date

Stamps received by

**Order form used by W.L. Kenny
apparently based on the Braham's form.**


HOW PERFINs NEARLY BECAME OFFICIAL.

(First published Bulletin 245 - April 1990)

Michael Rucklidge & Stephen Steere

In 1906 occurred "the Bankruptcy of a Town Sub Postmaster" who carried on a Stamp Perforation business, and the loss of large sums of money entrusted to him by Customers for Stamps." This obviously created concern that such losses could be associated with the Post Office, rather than the Sub Postmaster acting in a private capacity.

*(This Sub Postmaster was Frank Braham of Tabernacle Street E C. He had had brushes with the Post Office previously, notably in 1886 when he was severely censured for using on his sales literature the royal coat of arms, pictures of current postage stamps and the circular date stamp of his Post Office.)



It is ironic that Charles Jennings in his "The History of British Security Stamps" says "...After this (1886) Braham appears to have disappeared from the scene and nothing more is known of him".)

The Secretary to the Post Office minuted the Controller of Stamps on 24th March 1906:

"Will you be good enough to report on the question whether arrangements could be made for the business of perforating stamps with initials to be undertaken officially, either at Somerset House or at the Contractor's works."

The Controller of Stamps replied on 10th April:

"I have spoken to the Contractors who state that they could not undertake the work of perforating the Stamps, and before I could

report as to whether or not the work could be done here, it is necessary that I should have some idea as to the amount of work involved.

"I know that many Companies and Firms in London and elsewhere, who are large users of Stamps, have them perforated, and there are several Firms mentioned in the London Directory who undertake such perforation, who have, no doubt, laid out a certain amount of capital in machinery etc., and who would at first suffer if the Government took over the work. These Firms would, if I mistake not, after a little time, underbid any price the Government might fix, as they are in a position to do so by reason of their longer labour hours, and the smaller wages they pay their workmen, so that, in all probability, after a short time perforated Stamps would not be applied for here, but would be obtained in the cheaper market. Even if it were made obligatory for the perforation to be done here, I do not see how we could prevent others from doing it, as it would be practically impossible to distinguish our perforation from that of others.

"It is also conceivable that, if the perforation were done here before issue to the Public, Philatelists would regard each lot of Stamps bearing certain perforated letters as a distinct issue, and so create a fictitious value for the Stamps, thereby destroying the safeguard which the perforation was intended to set up.

"On the whole, my opinion is that it is better not to interfere with private enterprise"

It might be thought that this would settle the matter. In fact surveys were carried out to determine the magnitude of the problem. These showed that about 20 per cent of the 11 million letters posted in the E. C. district weekly and about 6 per cent of the 5 million articles delivered weekly bore perforated stamps.

On 18th July 1906 the Secretary of the P.O. minuted the Postmaster General as follows:

" I submit a report from the Controller of Stamps respecting your enquiry whether it would be practicable for the Post Office to undertake the perforation of stamps with initials. It will be seen that he does not favour the adoption of such arrangement. The Stamp Contractors, Messrs. De la Rue and Company, state that

they could not undertake the work for the Department; and if any arrangements of the kind were made it would probably be best that the work should be performed at Somerset House. In any case it would scarcely be practicable to prohibit private perforation; and if the Department competed with private firms, the latter would no doubt, as the Controller of Stamps points out, charge lower rates than any the Department might adopt, with the result that they would still secure the greater part of the work. In the enclosed papers Mr. Bruce has submitted a statement showing particulars of the perforation business performed by Town Sub-Postmasters in London. In two cases no charge is made and in the others the rates are low.

"Both Mr. Bruce and Mr. C. A. King are of the opinion that the work of perforating stamps with initials is best left to private enterprise; and on the whole I concur in that view.

"Mr. Bruce suggests that Sub Postmasters who undertake the work should be required to show on their order forms etc. that their stamp perforation business has no connection with the Post Office; and Mr. King suggests that a note should be added to the effect that the Postmaster General is not liable for the delivery of stamps perforated with initials. I recommend that these suggestions be adopted.

"The following statement now appears on page 139 of the Post Office Guide:- "Stamps may, however, be perforated with initials provided that the perforating holes are no larger than those dividing one stamp from another in a sheet of stamps." I recommend that a note be added to the effect that the work of perforating stamps with initials is left to private enterprise, and that any Sub Postmasters who undertake the business do so in their private capacity and not as agents of the Postmaster General, who has no responsibility in the matter."

This recommendation was adopted and a notice to that effect was inserted in the Post Office Circular and ultimately incorporated in the Post Office Guide.

So ended a chapter in the history of our hobby, which has lain unsuspected in the Post Office archives for some 84 years.


PERFORATED COIL STAMPS - JAEGER's POKO AFFIXERS

(First published Bulletin 256 - February 1992)


Roy Gault

In previous Bulletins I have featured examples from the FIXO and MULTIPOST machines, two of the three principal stamp affixers used in Great Britain. This issue sees the trio complete with a mention of the POKO affixer. It is highly likely that this machine was the only one which perfinned the stamps as well as fixing them to postal items, the others taking pre-perfinned coils.

The POKO was a German machine originally introduced into this country in 1910. After some initial success it fell out of favour in the early years of the First World War. Fortunately for perfin collectors the machine was re-introduced into Britain c1925, by which time a standardised alphabet was in use characterised by a number of seriffed letters. Three sizes of machine were available capable of taking 3, 5 or 7 rolls of stamps. Standard GPO rolls of 960 stamps were used with Lower End First Delivery

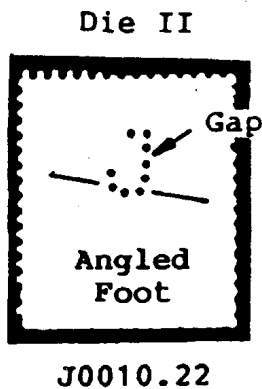
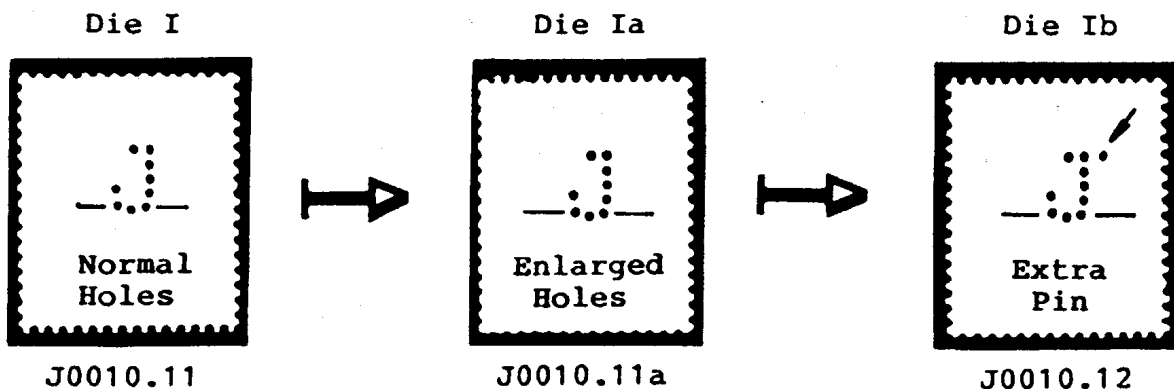


The POKO Standard Alphabet



A common POKO die is the single letter 'J' used by Jaeger & Co. Ltd. of London, the well-known manufacturer of quality woollen goods. Although templates were probably used in the manufacture of the perforating heads, detail differences can sometimes be seen, often leading to some interesting results. In the case of the Jaeger 'J' (J0010.11/Tilles 1.7) it can be deduced that TWO machines were used, one of which was modified twice.

For those fortunate enough to have POKO J's in quantity, first separate them into two groups, one with normal sized holes and the other with distinctly larger ones. Now look at those with normal sized holes, and in particular at the arrangement of holes forming the foot of the J. Again separate into two piles, one with the normal foot, the other showing a distinct angle. With any luck you will now have three piles of stamps to which you can add a fourth in the shape of the 10 pin 'J' J0010.12/Tilles 1.8. Illustrated below are the main features to look for. A table also shows the issues involved, based on 100+ stamps inspected.



Die	I	Ia	Ib	II
GV Photo	*			
E8	*			
GVI Dark	*			*
Light	*	*		*
Changed		*		*
EII Tudor Cr.		*	*	*
St Ed Cr.			*	*

Here then is my suggested sequence of events.

1. Jaeger & Co. Ltd. purchased their first POKO machine c1935, producing the perfin we list as J0010.11 (Die I).
2. A few years later, perhaps around 1939, the company purchased another machine fitted with the die producing the 'angled foot' (Die II - J0010.22). It appears that for a few years at least the two machines were operated concurrently in their original conditions.
3. However, sometime after 1941 when the GVI light colours were introduced, Die I had its holes deliberately enlarged forming i.e. Ia - (J0010.11a), probably as part of a general refurbishment to the machine although no deterioration has been noted in the quality of the perfin produced.
4. Both machines then continued to be used into the early years of Elizabeth II's reign, when c1954 Die Ia was further modified by the addition of an extra pin forming Die Ib (J0010.12/Tilles 1.8). This 10th pin is clearly an addition, sitting slightly high and a trifle too far to the right.

Please help to confirm (or otherwise!) this tentative chronology by checking your holdings of POKO J's, and reporting the various values, issues, postmarks and dates involved for Dies I, Ia, Ib and Die II. Examples showing dates are particularly important in pinpointing precisely when the modifications took place. Notification of any identified covers would also be welcomed.

I have written to Jaeger & Co. requesting any additional information that they may have tucked away in their archives relating either to the POKO machines or to their stamp security in general. They are kindly looking into the matter but nothing has yet come to light.

Close inspection of the POKO perfin DT (D4710.02 etc.) may yield similar results, but that's another story!

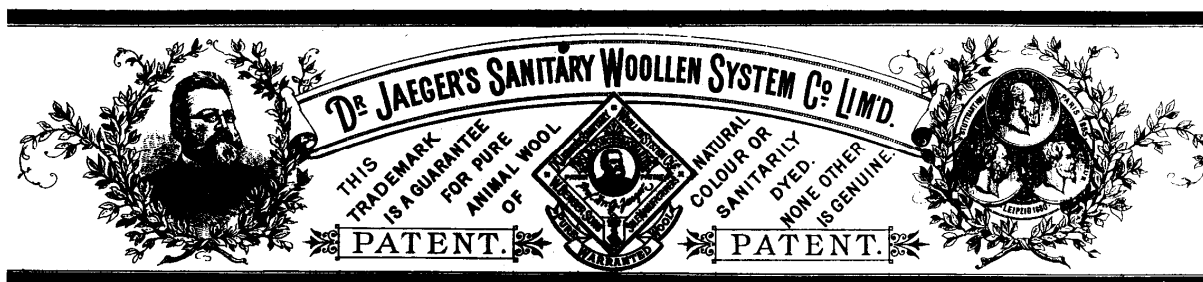




PLATE 1



T0470.01M

Block of 6 1d Plate 146 with T0470.01M T/B&Co
used by Thomson (J), Bonar (T) & Co.
A number of similar unused blocks are known with this perfin die.

PLATE 2



Block of 12 3d Red Plate 18 with perfin
ADAM A1650.01


PLATE 3



£1 PUC with perfin
BW/&Co – B7700.01Aa

PLATE 4


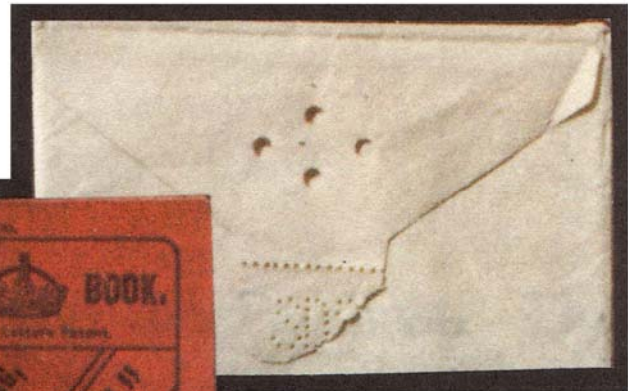
Stamp Distribution Syndicate
Booklet – 1891 - 1892



S2200.01


PLATE 5

Stamp Distribution Parent Co Ltd
Booklet – 1892 - 1895



S2060.01

PLATE 6



U1170.01M

This large piece with fifteen postage stamps is unusual in that all the low values (bar the halfpenny) were used. The total cost was 7s 4d and all stamps have the perfin U1170.01M. The envelope was registered in London WC1 on 2nd February 1952, and arrived in Kingston, Jamaica, on 6th February 1952.

PLATE 7



Postcard showing Liverpool experimental cancel through ½d stamp.

PLATE 8



SLOPER'S 1939 PLAQUE CELEBRATING FIVE REIGNS

THE PERFINS OF JAPAN

(First published Bulletin 282 - June 1996)

Gary Shayler

I first became interested in perfins when I acquired a Japanese stamp with perfin for my Japanese collection of Postage Stamps. This was many years ago and I found that Japanese perfins, although not common, were easier to find then as the majority of perfin collectors were looking for G.B. perfins.

During the years I have been collecting Japanese stamps I have built up quite a few contacts in that country. One of these contacts acquired the "Adachi" Japanese Perfin Catalogue for me, and indeed it was through this same contact that the Perfin Society purchased a copy. I, and the Society, were given English translations of the catalogue by various members of the Society as the need was made known.

From stamp fairs and the afore-mentioned contacts, I got most of my perfins and have built up an impressive collection over the years. I have around 2,000 Japanese perfins and hope that these notes will stimulate more interest in the perfins of Japan. Collectors in the U.S. seem to be keen on Japanese perfins, but I know of only one other serious collector in this country. With lots of British companies trading out of Japan and using perfins prior to 1939, maybe some added interest will throw up more information about the perfins and their users.

Japanese perfins can be found with the ordinary (Roman) alphabetical letters and also with Japanese characters and symbols. The Yokohama Specie Bank Ltd used both types. The Japanese character in Fig.2 is for "SHO" (in Shokin) meaning Specie or Gold. There are variants of this character for dies used in Tokio, Kobe, Nagoya, Osaka, Otaru and Dairen bank offices.




Fig.1.





Fig.2.


The users of perfins on Japanese stamps included banks, shipping agents, cotton/seed/plant/silk merchants, and foreign companies trading out of Japan. The perfins first appeared in the late 1870's - shortly after the first issue of Japanese stamps without government sanction. Previous to the official use of perfins, stamps were embossed – e.g. National City Bank - but they are very difficult to see and therefore extremely scarce. Private markings, applied as overprints, are known from 1893 to 1909.



Some firms used the same perfin as others, even down to the same die. I have noted six firms doing this in the 1920"s. Cohen & Co., Carlowitz & Co., Chin & Co., Dai-Itachi Trading Co., Rotteldam Co., and The Standard Blade & Produce Co of Japan all used the "C.C." perfin. It is probable they are all in the same ownership.


The most common of the Japanese perfins are those used by BANKS (eg. Hong Kong & Shanghai; Yokohama Specie; Deutsch Asia): SHIPPING AGENCIES (e.g. P & O; Butterfield-Swire of Kobe; Jardine Mathieson & Co.Ltd): AGRICULTURAL COMPANIES (e.g. Ashai Silk Co.; Tokyo Cotton Company).

BANKS




Hong Kong & Shanghai Bank

SHIPPING




Butterfield & Swire
Kobe


AGRICULTURE




Ashai Silk Co.
Yokohama



Deutsch Asia
Bank



Jardine
Mathieson






Tokyo Cotton
Company

Some of the better-known companies trading out of Japan were

Mitsui Trading Co.
Yokohama

American Trading Co.
Kobe, Osaka, Hiogo

Babcock & Wilcox Ld
Tokyo




The Japanese Naval Department also used various perfin dies.

Type 1 was for general use in the Offices, Dockyards, Schools and the Naval Academy. The hospitals and Air Force Bases attached to the Navy also used this perfin.


Type 3 - short sized anchor - was also used at the same establishments.

Type 4 - small head anchor - was used by the Navy Engineering School and Technical H.Q.


Type 5 - which has three Syllables above the anchor which, reading from right to left, say SASEBO - was used by the SASEBO Naval Port H.Q., the Dockyard, and the Hospital there too.




Type 1



Type 3



Type 4



Type 5


At the end of World War II the use of perfins began to disappear. Previously users had had to renew the Government contract to use perfins but after the war, as pins on the perfin machines began to wear out, users no longer applied for permits to replace their machines. No doubt the shortage of materials made this an expensive undertaking and many contracts were refused. One, which was allowed on August 10th 1946, was that of the National City Bank. On June 1st 1961 no more new, or renewal, contracts for the use of perfins was accepted.

CITY OF DUBLIN PERFINS

(First published Bulletin 233 – February 1988)

Nora K. Wright.


The perfin of the City of Dublin used by the Dublin Corporation was very attractive. Look first at the history of the Coat of Arms of the City. It was first granted in 1607 to the municipal authority, Dublin Corporation, by Daniel Molyneux, Ulster King-of-Arms and Principal Herald of All Ireland. This 17th century blazon incorporates three castles of Dublin, each one bearing three battlement towers from which flames can be seen leaping, symbolising the zeal of the people in defending the City. The castles are borne on a shield, which is supported by two female figures. To the left is one representing Law, holding a sword erect in one hand and in the other an olive branch. To the right the figure is representing Justice, likewise holding an olive branch in one hand and in the other a pair of scales. At their feet and beneath the shield are groups of flowers symbolising Hope and Joy. The coat of arms is completed by the City's motto; "Obedientia Civium Urbis Felicitas", 'Happy the City where the people obey'.




These Arms can be found on Municipal buildings, benches, lamp-posts, litter bins and in mosaic form in the floor of the Rotunda and City Hall. A modified form of the coat of arms, which consists of a shield bearing the device of the three castles, is seen on all public notices issued by Dublin Corporation and it is this design that they adopted for their perfin. This attractive perfin came into use circa 1887-88.



Die 1



Die 2



Die 3


There were so many holes in this die, and if, as it so often happened the perfin was not carefully applied, there was great difficulty in separating the stamps. However, in spite of this the design remained in use for about 21

years. This die was withdrawn and die 2 was introduced, which consisted of the three castles without the shield.

It is found on KE.VII and KG.V stamps, and also on the Irish overprints on KG.V stamps of 1922, when Ireland became a Free State. The design continued on the Irish definitives and commemoratives. These two dies can also be found on covers bearing Queen Victoria, KE.VII and KG.V stamps with the identity of one of the various Municipal Departments such as Improvement Committee, Health, Lord Mayor, Town Clerk's Office, Technical Schools, Libraries, etc. The covers bear the embossed Municipal Seal on the back flap. It was sad when this distinctive die was withdrawn and replaced by Die 3 which consisted of the letters DC.


This design was used on Irish definitives and commemoratives into the early 70's when meter marks were gradually introduced into the various departments. Dublin celebrates its millennium in 1968. What a pity its perfin is now obsolete.

One cover I keep sometimes in my perfin collection and other times in my "Ireland and her Troubles" collection. It bears a K.E.VII 1d stamp with City of Dublin perfin die 1. It has the identity of the City of Dublin improvements Committee. The address is written in the Irish Language. This evidently annoyed a postal official who defaced the cover by writing 'Rot' several times on it. On the top left hand side another post office clerk has written '((Illegal act at GPO defacing letters))' and added his initials. The address has also been translated into English.



A further £40,000 each was spent on two new vessels, the P.S. Limerick and the Milford, which appeared in 1873. A second Limerick came on the scene a year later, followed by the Waterford. The P.S. Pembroke was added to the Irish service fleet in 1880 and, after an accident in June 1895, she was converted to twin-screw propulsion in 1896. In 1915 she was transferred to Weymouth and eventually broken up in 1925.

A new Company, the Fishguard Bay Railway & Pier Company was registered on 29th June 1893, this being a joint venture between the G.W.R. and the Great Southern & Western Railway of Ireland. It produced a subsidiary which became known in 1894 as the Fishguard & Rosslare Railways & Harbours Company Limited. The nautical side of business being operated by the G.W.R. The railway interests from Rosslare harbour to Waterford, then on to Marlow and Cork were entirely under the control of the G.S.W.R.




SS Great Southern - 1902

One steamer a day in each direction was authorised in 1895 and the S.S. Voltaic had the honour of becoming the first steamer to be owned by the new company. Two new ships, the T.S.S. Great Western and the Great Southern, were to be seen on the Milford to Waterford route in 1902.

Another ship, the T.S.S. Waterford was added in 1912. She was sold in September 1924. 1906 saw the inauguration of the Fishguard to Waterford route. This new service commencing on 30th August. The steamers were supplied by the Fishguard & Rosslare Railways & Harbours Company Limited. To maintain a double daily service three fast steamers were needed, these being the Tr.S.S. St. Patrick, the Tr.S.S. St. David and the Tr.S.S. St. George.

In May 1913 the St. George was sold to the Canadian Pacific Railway Company, who in turn sold her in June 1919 to the Great Eastern Railway. The St. Patrick was broken up after a fire on 7th April 1929. The St. David was renamed Rosslare in 1932 and sold a year later. A fourth sister ship joined the fleet in 1908, the St. Andrew which was renamed Fishguard in 1932 only to be sold for scrap in September 1933. All three vessels were converted into hospital ships on the outbreak of the 1914-18 war.

The T.S.S. Atlanta was acquired from the London & South Western Railway in 1910 and was sometimes used for tender duty at Fishguard before leaving the fleet in 1924. The first of a second series of saints, the T.S.S. St. Patrick, was registered in 1930 under the F& R.R & H. Company and operated for some of her career from Weymouth. In June 1941, while approaching Fishguard in daylight after an overnight run from Rosslare, she was attacked by enemy aircraft, just off Strumble Head, and hit by several bombs she sank very quickly. The St. Andrew built in 1932 became a hospital ship in World War 11, returning to the Fishguard - Rosalare route in 1946. After conversion to a side-loading vehicle carrier she was scrapped in 1967. The St. David, also commissioned in 1932, similarly became a hospital ship but was lost at the landing in Italy in January 1944.



TSS St. Patrick

The T.S.S. Great Western succeeded the Great Western in 1934. She did a spell on trooping duty from April to August 1944 and was acquired by the British Transport Commission (Western Region) in 1948. She sailed on the Fishguard - Waterford passenger service until June 1959 when the service became cargo only. This service was axed in turn in 1966.

The T.S.S. Great Western succeeded the Great Western in 1934. She did a spell on trooping duty from April to August 1944 and was acquired by the British Transport Commission (Western Region) in 1948. She sailed on the Fishguard - Waterford passenger service until June 1959 when the service became cargo only. This service was axed in turn in 1966.

The Great Western's war losses caused the laying down of the T.S.S. St. David, which was launched in February 1947 and entered service at Fishguard in July of the same year. The St. Patrick arrived a few months later. This was eventually transferred to the Weymouth - Channel Islands service under the control of the Southern Region. So ended the marine department of the Western Region, with the transfer of the Fishguard ships to the London Midland Region. The remaining member of the F & R.R & H. Co., Ltd., fleet, the St. David continued on the Fishguard - Rosslare route with the F R monogram on her funnel instead of the B.R. emblem.



In their capacity as forwarding agents the G.W.R. had offices in Dublin, 11 Nassau Street; Cork, 98 Patrick Street; Limerick, 123 O'Connell Street; Waterford, Adelphi Quay and Rosslare Harbour.

Check List of Perfins of the G.W.R. used in Ireland

Stamps of G.B.

Die 2 Queen Victoria 1d red Plates 177 & 180.
Postmarked 156 (Cork)

Stamps of Eire


		S.G. No.	Scott.
Die 3	½d bright green	71	65
	1d carmine	72	66
Die 10	2d pearl green	74	68
Die 8	½d bright green	71	65
	2d pearl green	74	68
	2d carmine	109	103
Die 9	½d red brown	115	110




Die 2



Die 3



Die 8




Die 9



Die 10

Check List of Railway Executive Western Region Perfins used in Ireland



R1660.01M

½d green	133	128
1d carmine	112	107
1½d claret	113	108
2½d red-brown	115	110
3d blue	116	111
2½d wine	152	145
3d blue	158	151

A cover exists, posted at Cork on 11th April 1956, with the rubber stamp endorsement,

TEMPORARY ADDRESS
 BRITISH RAILWAYS OFFICE
 ALBERT QUAY STATION
 CORK.

A FURTHER VISIT TO SLOPERS' WORKS

(First published Bulletin 248 - October 1990)

Rosemary Smith

Mr. W. E. Cokayne kept his promise and on August 31st again welcomed another five of our members to the Tower Royal Works of J. Sloper & Co. Ltd., Blackburn Road, West Hampstead. I feel very privileged to have been one of these five.

We were surprised at the range of types of perforating machine which are used, the majority for non-philatelic purposes. The machines for date stamping cheques and other documents were most ingenious but also very simple to use. One machine in particular was demonstrated to us with a signature as the die. These are for foreign businesses or banks who have to have two signatures to endorse a cheque. If one of the signators is out of the country on business, the cheque is perforated with his signature. (Fig.1)

Fig. 1

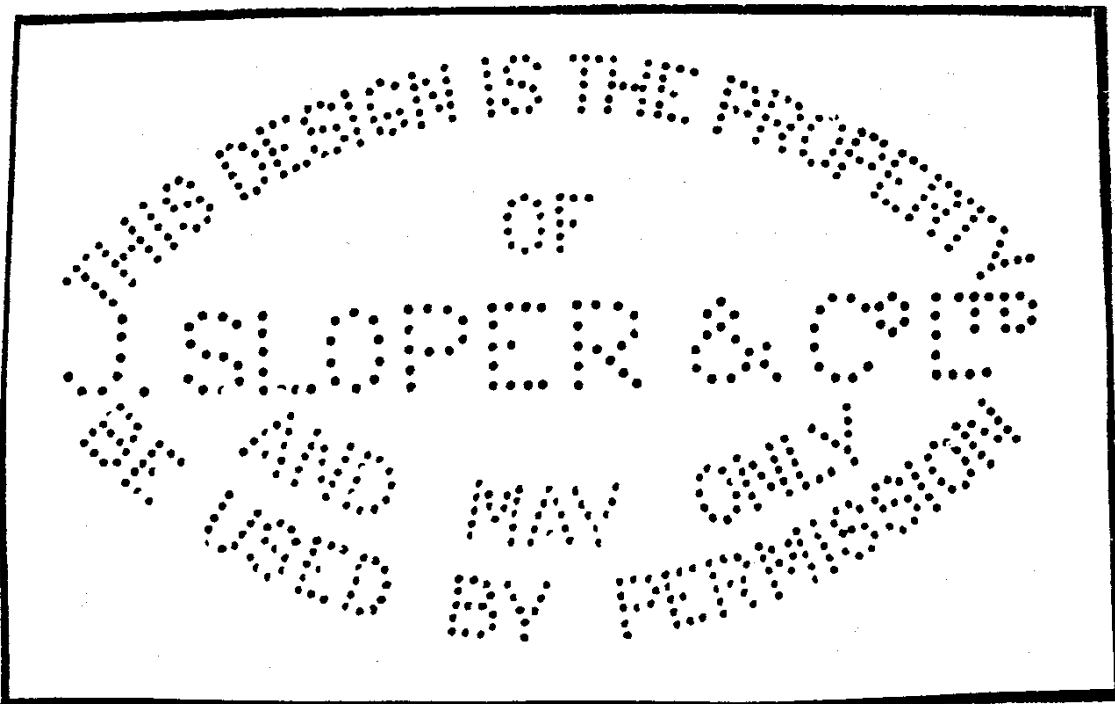



Fig. 2

Another machine had J.Slopers' own die in it and Fig.2 shows this special perforation - it is shown with their permission! They also have an American Cummins perforator.

Whilst looking at the die plates used for perforating postage stamps, I noticed four numbers which had names engraved on the plate. They were 155 (COND NAST); 159 (CHESHIRE CINEMA'S); 235 (CLARK & FENN); 246 (EVANS RANKIN). The dies are illustrated in figures 3-6.



Fig. 3



Fig. 4



Fig. 5



Fig. 6

When I returned home I found that these 4 dies are not in the Edwards illustrated catalogue. After writing to Mr. Cokayne he very kindly checked for me and sent the following information. "The dies you have asked about are not in current use and although I have checked some old records I cannot find reference to their use." If any member can cast any light on any of these names, we may be able to track down the purpose for these dies.

We were then taken to the room where the die plates are actually made and shown how the holes are punched in the plate, the hundreds of different size matrix plates used as guides and the different size pins. This part of the works was like stepping back in time. What character! What ambience! Long may the firm retain this individual atmosphere: where you can imagine history being made back in the 1860's.

I have saved the icing on the cake until the end. Just as the visit was ending and we were stepping out of the door, Mr.Cokayne dropped his bombshell. SOME PENNY BLACKS HAD BEEN PERFINNED. Five heads spun round. In 1939, Slopers perforated some sets of stamps to celebrate executing this type of business through five reigns. The sets range from ½d plate, 1d black, 1d plate through to GVI dark colours. 16 stamps in all. They were used as gifts to special customers and friends of the then chairman of the company. I shall be eternally grateful to Mr. Cokayne for loaning me one of these presentation sets. After examining the set, it is obvious that the PENNY BLACK is a used copy, which was perfinned and I suspect that the ½d plate was also a used copy. The others are all mint stamps. Details of the stamps are given in the next article.

SLOPER 5 REIGNS PLAQUE

(First published Bulletin 313 - August 2001)

Rosemary Smith

Some time ago, Mike Bament sent me a photocopy of one of Slopers 1939 plaques, which was in the National Postal Museum. After comparing the perfin dies and stamp values to those on my own plaque, it was seen that they were identical. This led me to wonder if the other known plaques were identical too. Derek Muggleton kindly allowed me to examine his plaque and Bill Cokayne sent me photocopies of two more, whose ownership he knew from the time he was a Director at Slopers. This meant I had access to five of these plaques and it turned out they were not all identical.

The chart on the following page gives a break down of the stamps and perfin dies. The first lot of details are for the two identical plaques. The plaque on the page after is a photocopy of the one, which is in the National Postal Museum. The ½d bantams and 1d blacks were used stamps but all the other stamps used were mint.

* When I first acquired my plaque in 1992 and the initials RTF were seen on the ½d KGVI stamp, we could find no match in any catalogue or in the Sloper Ledgers. As I was trying to get some general information about the history of Slopers at that time Bill Cokayne suggested I write to Mr Earnest Laver who, some years previously, had been a Director of Slopers. My enquiry was a general one but in the reply from Mr Laver was included the almost certain answer to the RTF, R.T.F., M.M.F. and MMF dies.

In the mid 1930's, Percy Sloper, the last of the family in the business, died. The accountants and solicitors for the family sold the company to Mr R. T. Firminger and he became the Governing Director, taking a more active role during the war. His wife was Mrs M. M. Firminger and when her husband died in the mid 1950's she became Governing Director in name only. The RTF and MMF dies must have been the initials of Mr & Mrs Firminger, who were the owners of Slopers in 1939, and the dies made for use on the plaques. As far as I am aware, no other stamps with these dies are known. If anyone comes across these four dies I would suggest you have a very scarce perfin.

Details of Sloper 5 Reigns Plaque

Cards 1 & 2

Position	Stamp	Perfin	Die	Identity
1	½d Pl.12	PS	P4110.03	Pharmaceutical Soc. of GB
2	1d Black	J.M/Co	J5300.01	?
3	1d Plate	MJ	M3260.02	M Jacoby & Co Ltd
4	4½d Jub	ND/FS	N1030.01	National Deposit Friendly Soc.
5	1d Lilac	WM	W5160.01	William F Malcolm & Co
6	2d EVII	JP/Co	J6090.03b	J Pollak & Co
7	3d EVII	WW/Ltd	W8120.01	William Whiteley Ltd
8	5d EVII	RM/Co	R3530.01	Ø R May & Son
9	1/- EVII	RM/Co	R3530.01	"
10	1d GV	F&M	F2630.02	Fortnum & Mason Ltd
11	1½d GV	J&CH	J1470.01	Ø J & C Harrison Ltd
12	½d EVIII	RI/Co/Ld	R2840.01	Royal Insurance Co. Ltd.
13	2½d EVIII	OU/DC	O1910.02	Oldbury/Ø Ormskirk UDC
14	½d GVI	RTF *	New Die	Ø Mr R T Firminger
15	1d GVI	B/Bk	B0740.02	Barclays Bank Ltd
16	1½d GVI	SM/BP	S4810.01a	Shell Mex & British Petroleum

Card 3

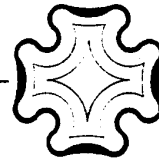
Position	Stamp	Perfin	Die	Identity
6	2d EVII	R.T.F. *	New die	Ø Mr R T Firminger
7	2½d PUC	R.T.F. *	New die	Ø Mr R T Firminger
8	3d EVII	WW/Ltd	W8120.01	William Whitely Ltd
9	½d PUC	R.T.F. *	New die	Ø Mr R T Firminger
10	1d PUC	M.M.F. *	M3996.01	Ø Mrs M M Firminger

Card 4

Position	Stamp	Perfin	Die	Identity
7	1½d PUC	M.M.F. *	M3996.01	Ø Mrs M M Firminger
8	3d EVII	M.M.F. *	M3996.01	Ø Mrs M M Firminger
9	½d GV	H&S	H6350.04	Hampton & Son
12	1d EVIII	NA/FI	N0090.02a	Navy, Army & Air Force Inst.
15	2d GVI	LCC	?	
16	1½d GVI	MMF	New die	* See note on previous page


Card 5

Position	Stamp	Perfin	Die	Identity
6	2d EVII	R.T.F. *	New die	Ø Mr R T Firminger
7	2½d Jub.	ND/FS	N1030.01	National Deposit Friendly Soc.
8	3d EVII	M.M.F. *	M3996.01	Ø Mrs M M Firminger
9	½d GV	H&S	H6350.04	Hampton & Son



J SLOPER LIMITED - SECURITY PERFORATIONS

Through Five Reigns
 (1858) (1939)



A UNIQUE SET of PERFORATED STAMPS
 from the HISTORIC COLLECTION of
 J. SLOPER & COMPANY LTD.

The Property of J. Sloper & Co. Ltd
 22, Budge Row, Cannon Street, London, E.C.4.


An advertising card produced in 1939.



M399?.01



M3996.01



R5268.01?



R5269.0?

CONFIRMED SLOPER DIES - 1868-1872

(First published Bulletin 305 - April 2000)

Maurice Harp

Dave Hill's piece on the Vallancey list of early Sloper dies in Bulletin 289 motivated me to collate a list of all confirmed Sloper dies from the period prior to Sloper's patent expiring. There are only three ways to truly identify a Sloper die. The first is from the sparse data provided by the Vallancey list. The second is from the Sloper records owned by the Society, which unfortunately have many gaps. And lastly Sloper dies can be confirmed by date of use. If the die is known used before 13th August 1872, which was the date when Sloper's patent expired, then we have a confirmed Sloper die. Many other ways of identifying Sloper dies have been suggested (and used) in the past, such as style of the die, use on early plate numbers, user being a known user of other Sloper dies etc. However these methods can at best only give a probable Sloper identity.

The only records that the Society has for the early Sloper period covers machines that were made for the customer's own use. We have no record of dies used by Sloper to supply perforated stamps directly to customers. In order to try and establish additional Sloper dies I have been collecting dates of use from many different sources. The new Edwards catalogue, covers in auction, correspondence, articles in the Bulletin, and occasionally loose stamps can all yield a date. However over a period of twenty five years I have only been able to record less than fifty dates of use prior to the Sloper patent expiry. The following table is a complete list of confirmed Sloper dies in this period - just eighty dies in total. Thirty-one of these dies have been confirmed from the Sloper records and the rest have been determined from date of use and the Vallancey list. Note that I have not included the "interesting dies" listed by Vallancey, which may well be Sloper dies but as the wording used by Vallancey was ambiguous these have been omitted from the list. In addition many of these dies fall outside the period covered by this piece.

The table has been laid out in date order and from this it can be seen that Sloper appears to have been perforating stamps for customers from day one and that the supply of machines to customers may have been less than fifty percent of the perforation business. The table also includes the earliest line engraved die, the pin height and the ampersand type. This clearly shows as was identified by John Nelson many years ago, that the earliest dies

used an alphabet that was 4 mm high and that ampersand I was used until late in 1869. Ampersand II is associated with the 5 mm alphabet that was introduced in mid 1869 and may have been used for larger multi head dies. Ampersand III doesn't make an appearance in this list until August 1870.

Roy Gault has analysed data in the new catalogue to determine the number of dies in use in five-year periods. This analysis has been published in earlier Bulletins. The data is primarily based on dates of use derived from stamp issues as in most instances actual dates of use are unavailable. This is often the best data that we have but the use of the stamp to set the date of use is a fairly risky business as there are countless examples of late use of stamps. However from this data it would appear that by the end of 1872 Sloper had supplied as many as four to five hundred dies. Thus the data provided in the table below probably represents less than a quarter of the dies in use in this period.

It is also interesting to look at the progression in die types and configurations. The very earliest dies had a small alphabet – 4mm high with Type I ampersand. Type II ampersand doesn't appear to have been introduced until late 1869 and about that time a larger alphabet appears to have been introduced. Ampersand Type III appears at first in mid 1870 and there is evidence elsewhere that some Type II ampersands were modified to type III. As additional dated copies appear it should be able to firm up the dates of these changes. Also somewhat surprisingly Sloper appears to have used a wide variety of die configurations, many from the very earliest period – single headed, 6 x 1, 1 x 2, 3 x 1, 4 x 1 and 2 x 2.

CONFIRMED SLOPER DIES - 1868-1872

Sloper No.	Die Config.	Sloper Register	Earliest Use	Latest Use	Catalogue Number	Die	Letter Height	Amp
1868								
(Permission given 13/03/1868)								
2607	1 x 2	28/03/1868	03/04/1868	09/03/1906	G2410.01M	GH/WCo	4	-
2609	-	13/05/1868	28/07/1875	-	J6820.01	J.S	4	-
-	-	-	00/11/1868	13/03/1875	S4920.01	SM/&Co	4	I
1869								
-	-	-	06/01/1869	-	V1630.01	VS/&Co	4	I
-	-	-	19/02/1869	08/05/1877	C2087.01	C.D/&Co	4	I
2645	-	28/02/1869	-	-	K1760.01	KÜHNER	4	-
2650	1 x 2	03/03/1869	17/05/1869	02/11/1878	S5840.01M	S.P/&Co	4	I
2650	-	-	-	-	L1630.01	L.D/&S	4	I
-	6 x 1	-	04/03/1869	13/05/1869	G4350.01aM	GR/W	4	-

CONFIRMED SLOPER DIES - 1868-1872

Sloper No.	Die Config.	Sloper Register	Earliest Use	Latest Use	Catalogue Number	Die	Letter Height	Amp
1869 (contd)								
2652	-	10/03/1869	06/11/1882	-	T2570.01	T.J.A/463	4/4½	-
-	1 x 1	05/04/1869	02/04/1870	21/02/1880	M0520.06	MB/&Co	4	I
2662	-	09/04/1869	15/09/1869	-	S1760.01	SCOTT/Bros	4	-
-	-	-	22/04/1869	00/10/1907	C3730.02	C.I.H/&S	4	I
-	1 x 2	-	11/06/1869	12/05/1870	C0960.04M	C&B/SOHO	4	I
-	-	-	26/06/1869	19/08/1879	N2290.02	NN/NN	4½	-
-	6 x 1	-	28/06/1869	1872	G4300.01M	GR/E	4	-
-	-	-	19/07/1869	-	#0420.02	533/T.H	4½	-
-	-	-	18/08/1869	05/08/1873	S6810.01	S.S/S.S	4	-
2672	-	01/09/1869	-	-	J1030.01	J.B/T&Co.	4½	II
-	-	-	10/09/1869	12/09/1870	D2240.01a	D.H/&Co	4	I
-	6 x 1	-	24/09/1869	02/03/1871	R4890.02M	R&S/M.L	4	I
2702	-	27/09/1869	-	-	J3210.01	J&G/OxSt	4	I
-	-	-	07/10/1869	17/01/1870	S7160.03	S.T/&B	5	II
-	-	-	08/10/1869	13/06/1894	N1785.01	NIC/HOL/SON	4	-
2704	-	12/10/1869	21/03/1870	10/01/1876	F1790.01	F.H/&C	5½	II
2700	-	05/11/1869	13/12/1869	-	F3845.01	F.S/L	5	-
2701	-	10/11/1869	02/07/1878	30/12/1899	P2210.01	P&G/OxSt	4	I
-	-	-	00/11/1869	-	G5260.01	GUILD/&Co		I
2703	-	01/12/1869	-	-	R1425.01	R.D.F/&Co	4	I
2674	-	11/12/1869	24/08/1872	09/09/1909	M0690.01	M.B/M	5½	-
2676	-	11/12/1869	20/12/1870	20/05/1919	B0620.03a	B.B/&Co	5	II
-	-	-	13/12/1869	00/12/1870	S3610.01	S.H/&S	4	I
2675	-	23/12/1869	-	-	W3095.01	W.G/&Co	4	I
-	-	-	-	-	C6450.01	CRAMER/&Co	4	I
-	6 x 1	-	(1869?)	28/07/1874	I0370.01M	I.C/&Co/B	4½/4	I
-	x	-	1869	08/11/1884	C1840.02M	C(Anchor)C	3(10)3	-
1870								
-	6 x 1	-	01/01/1870	1872	G4350.01M	GR/W	4/3	-
2669	-	14/01/1870	-	-	-	Unknown	-	-
2664	-	20/01/1870	-	-	J5475.01	J.M/&S	5½	II
2667	-	20/01/1870	-	-	J3160.01	J&G/M	5	II
2670	-	27/01/1870	04/02/1897	08/03/1905	T0480.02	T.B/&Co	5½	II
2663	-	26/02/1870	1879	-	C5930.03A	CP/&Co	4½	II
2666	-	01/03/1870	-	-	J4090.01	J&I/B&G	4	I
2668	-	03/03/1870	22/04/1870	03/09/1877	F3890.01	F&S/M	4½/5	II
-	-	-	10/03/1870	25/04/1870	T3790.01	TRAVERS	3	-
2665	-	30/03/1870	30/05/1876	02/02/1903	C5290.01	CnCo	4½	-
2741	-	01/04/1870	20/08/1870	09/06/1904	B0640.01	BB&Co	5½	II
2734	-	12/05/1870	30/05/1883	-	F2130.04	F&J	4	I
2733	-	17/05/1870	28/11/1873	-	L1970.01	LEVY	4	-
2671	1 x 1	16/06/1870	24/11/1870	10/08/1886	M0260.01	MAW	4½	-
-	-	-	24/06/1870	-	E4920.01M	EU'P'N/MAIL	3½	-
-	-	-	29/07/1870	12/04/1888	P2640.01	P.J/&Co	4	I

CONFIRMED SLOPER DIES - 1868-1872

Sloper No.	Die Config.	Sloper Register	Earliest Use	Latest Use	Catalogue Number	Die	Letter Height	Amp
1870 (contd)								
-	-	-	00/07/1870	17/01/1876	B2360.01	BEAVIS	3	-
2762	-	14/08/1870	20/01/1871	24/03/1920	S2050.02	SDB/&S/M	4	I
-	6 x 1	-	16/08/1870	24/05/1881	G4350.02M	GR/W	4	-
-	-	-	00/08/1870	18/05/1875	K0670.01	KEEN/&Co.	4½	III
-	-	-	03/09/1870	22/01/1907	T1010.03	T&Co	4½	III
-	-	-	15/10/1870	21/08/1885	H7490.01	HUTH	4	-
-	-	-	26/10/1870	18/08/1880	M1280.01	McI	5,3,5½	-
-	-	-	07/11/1870	30/01/1880	B0630.01	B.B/&Co	5½/4½	III
-	-	-	03/12/1870	1874	B1560.01	B&Co/L&B	4½	III
2757	-	07/12/1870	24/09/1903	12/12/1904	W3920.01	W.H/&T	5½	II
-	-	-	(1870?)	07/08/1877	A1650.01	ADAM	4	-
-	6 x 1	-	(1870?)	-	B5070.01M	B.N	5	-
-	1 x 2	-	1870	10/01/1876	F1640.01M	F.G/&Co	5	II
-	-	-	1870	-	B0620.06	B.B/&Co		I
1871								
-	-	-	17/01/1871	09/02/1871	S4930.02	S.M/&Co	5/4	I
-	-	-	24/03/1871	05/08/1884	T0470.01	T/B&Co	4½	III
-	6 x 1	-	02/05/1871	08/09/1883	M0810.01M	MBW	4	-
-	6 x 1	-	26/05/1871	31/08/1878	#0420.01M	533/T.H	4½	-
-	-	-	30/05/1871	05/09/1911	I1220.01	I.H.S/&Co	4½	III
-	-	-	16/08/1871	15/05/1881	V0350.01	V&Co		I
xxxx	1 x 1	18/07/1871	01/08/1872	09/03/1904	G4830.01	G.S.S/CoLd	4½	-
-	-	-	08/09/1871	12/02/1891	C5620.01M	CORY/C	4	-
-	-	-	14/09/1871	30/05/1881	C0250.01	CAM/RYS	4½	-
-	1 x 2	-	04/12/1871	12/07/1875	B7070.01M	B&T	4½	I
-	3 x 1	-	1871	06/10/1903	B7060.01M	B.T	4½	-
-	-	-	1871	-	B6630.01	B.S/&Co	5½	II
1872								
(Monopoly expired August 13th 1872)								
-	-	-	22/01/1872	-	C6050.02	C&P/L	5	III
-	-	-	01/02/1872	-	N2520.01	N&P	4½	III
-	-	-	15/02/1872	27/03/1874	H1310.01aM	H/C&Co.	4½	I
xxxx	1 x 2	16/02/1872	-	-	T4020.02M	T.S	5	-
xxxx	1 x 2	16/02/1872	-	-	L0030.03M	L&A	5½	III
-	6 x 1	-	20/02/1872	02/10/1906	G3260.01M	GLYN	4	-
-	-	-	03/03/1872	28/06/1883	#0710.01	9/RvG	5½	-
-	-	-	02/04/1872	-	D4790.01	D.T&F	4	I
-	-	-	01/05/1872	-	B0605.02	B.B/Co		-
2868	1 x 1	16/04/1872	19/03/1903	-	H7680.01	H.W/C	5	-
-	-	-	11/05/1872	21/11/1872	B3695.01	BIRD/Co	4	-
-	-	-	31/05/1872	-	A1280.07	A&Co	4½	III
-	1 x 2	-	00/05/1872	16/03/1876	J3085.01M	J.G/&Co	5½	III
-	-	-	12/06/1872	-	S7150.05	ST/&B	5½	II
-	6 x 1	-	08/08/1872	28/05/1873	I2170.04bM	I&R/M	5½	III

PERFINS OF THE PORT OF LONDON

(First published in Bulletin 196 - December 1981)

Mary E. Thornton

Before the formation of the Port of London Authority the London docks were owned by private companies, and it is known that two of these used perfins. Possibly other companies whose names are under-lined in the following paragraphs, may also have used perfins at one time or another.

The East and West India Dock Company



The West India Docks were built by William Jessop and opened in 1802. John Rennie and Ralph Walker designed the East India Docks, which opened in 1808. These two companies later amalgamated under the above title. The Jennings & Rymer Young listing of the Line Engraved Issues included this die as E&W/IDCo and say that it was used on the 1d red plates ranging from 171 to 223. The die


is confirmed as used by the dock company.

The Victoria Docks Company opened their large systems of docks in 1855. They were built on land known as the Plaistow Marshes, near to the North Woolwich Railway. This was the first dock in the Port of London to be connected with the railways.

The Royal Albert Docks opened on June 24th 1880, and were built by the London & St. Katharine Docks Company at a cost of about £2,200,000.

Surrey and Commercial Docks Company

The company probably used perfin S.C/DOCK/Coy. I have examples of this perfin on 1d plates, 158, 159, 165, 166, 168, 176, 191, 214, 222, but I have no proof of identity. There is also the possibility that this perfin could have been used by the St. Katharine Docks Company, as "Katharine" is sometimes written as "Catharine".



The Millwall Docks were constructed by the Millwall Docks and Land Company and opened on March 14th 1869. Another reference says that it was formerly the Millwall Canal Company. The Millwall Docks were privately owned until about 1908/9.


Tilbury Docks 26 miles below London Bridge, were opened in 1886 and remained in private ownership for 30 years.

London & India Joint Docks Committee With the exception of the Surrey Commercial Dock Company and the Millwall Docks, various


companies became united under this title. I do not know the date when this took place.

The Port of London Authority was incorporated by Special Act of 1908 and came into being on March 31st 1909. It acquired the undertakings of the London and India Docks, the Millwall Docks and the Surrey Commercial Dock Company. Other concerns were also transferred, including the Thames Conservancy. Thus the major dock systems on the Thames between Tower Bridge and Tilbury were co-ordinated. The P.L.A. was housed in a fine building on Tower Hill, which was designed by Sir Edwin Cooper and constructed between 1912 and 1922. At a date between 1969 and 1973 the Authority's address is given as "World Trade Centre", London, E.1. Five perfin dies are known.


1. PLA Used on KEVII ½d KGV ½d, 2½d and UPU 1½d
2. PL/A Used on KGV ½d, 1d KEVIII ½d
KGV ½d, 1d (Dark colours)
Latest date 14th October 1939
3. PL/A Used on KGV 1d pale red, 1½d green, 6d
QEII Wilding 2d, 2½d, 3d, 4d, 1/- Machin 4d phos 2b
Pmks: Victoria Docks, Poplar E14 - Rotherhithe, London EC
Earliest date 21st march 1947 Latest 1st March 1968 Poplar pmk.
There are missing pin varieties on QEII stamps,
(a) middle pin of "A" missing. (b) top pin of "A" missing.
One of my 3d stamps has treble perforation.
4. P/L/A Used on KGV 1d pale red (wmk sideways), QEII 2½d Wilding
5. P/L Used on KGV 1d scarlet. Pmk 19 May 1943




1. P2870.01



2. P2880.01M



3. P2880.01M



4. P2890.01



5.


This last die is on piece with a PLA identity. It is probably a wartime provisional. It is not a variety of No. 4. The letter "P" has three holes in a line vertically and two holes opposite the top pair making a small square. The "L" has three holes vertically in line with to right hand holes of the "P", and one hole to the right below. Finally, I have an envelope with PLA identity using a meter mark. The date is 4.1.68 London E.C. Does this mean that perfins are no longer used?

THE BUTTERFLY ALPHABET


(First published Bulletin 264 - June 1993 & 329 – April 2004)

Roy Gault


While preparing the latest set of update sheets for the Illustrated Catalogue, I came across the following new die CW/&C° (C8380.06) with a very distinctive 'W'. It reminded me immediately of the beautiful and rare Swallowtail butterfly.



C8380.06



Papilio machaon

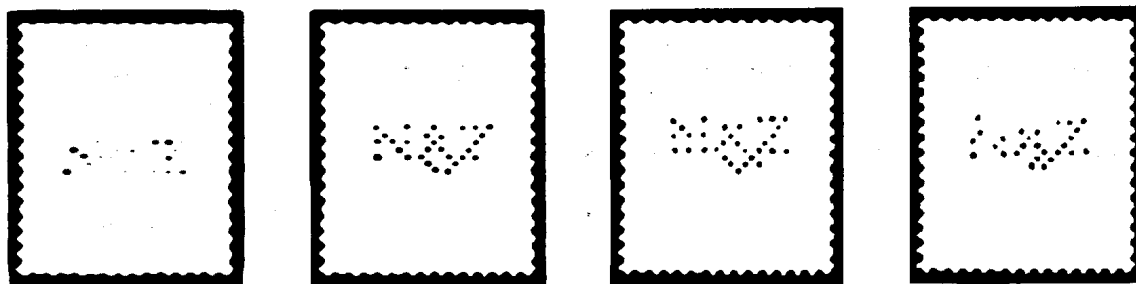


H7710.07

Three examples of this particular die have been reported, all on QV 2½d Jubilees with a London postmark and dates ranging from 7 January 1898 to 7 July 1899. I was sure that I had seen this unusually shaped 'W' before, and after a lengthy search through the catalogue I came across HW/&C° (H7710.07). In passing I also noticed the uncomfortably looking C° of HM/&C° (H4970.04) and HK/&C° (H4270.02), clearly all from the same stable. Further searching yielded another variation of HM/&C° (H4970.04a) and OA/&S (O0100.05). This latter die is known on QV 1d Lilacs and 2½d Jubilees postmarked London and dated between 18 April and 5 July 1898. I finally found a total of seventeen dies.

The pin arrangement in all the dies align precisely and must represent the work of the same die maker. On the available evidence we can make a reasonable guess that he worked in London during the final years of the 19th century. As is often the case, these dies seem particularly scarce, but if any members have any more information or have spotted similar dies to these, I would be pleased to hear from them.

Although many of the dies are scarce, where examples are plentiful (e.g.. "N&Z") considerable variation may be seen in the positioning of the pins forming the pattern. This lends support to the idea that the initialling was done using a die with *removable* pins set in a regular grid pattern. The stamps were probably perforated "on request" and may even have been served "over the counter". John Mathews calls this type of die a "Service Die", which (for me) seems to conjure up exactly the right sort of image.



The examples above of "N&Z" show the "&" pins 'all over the place'!

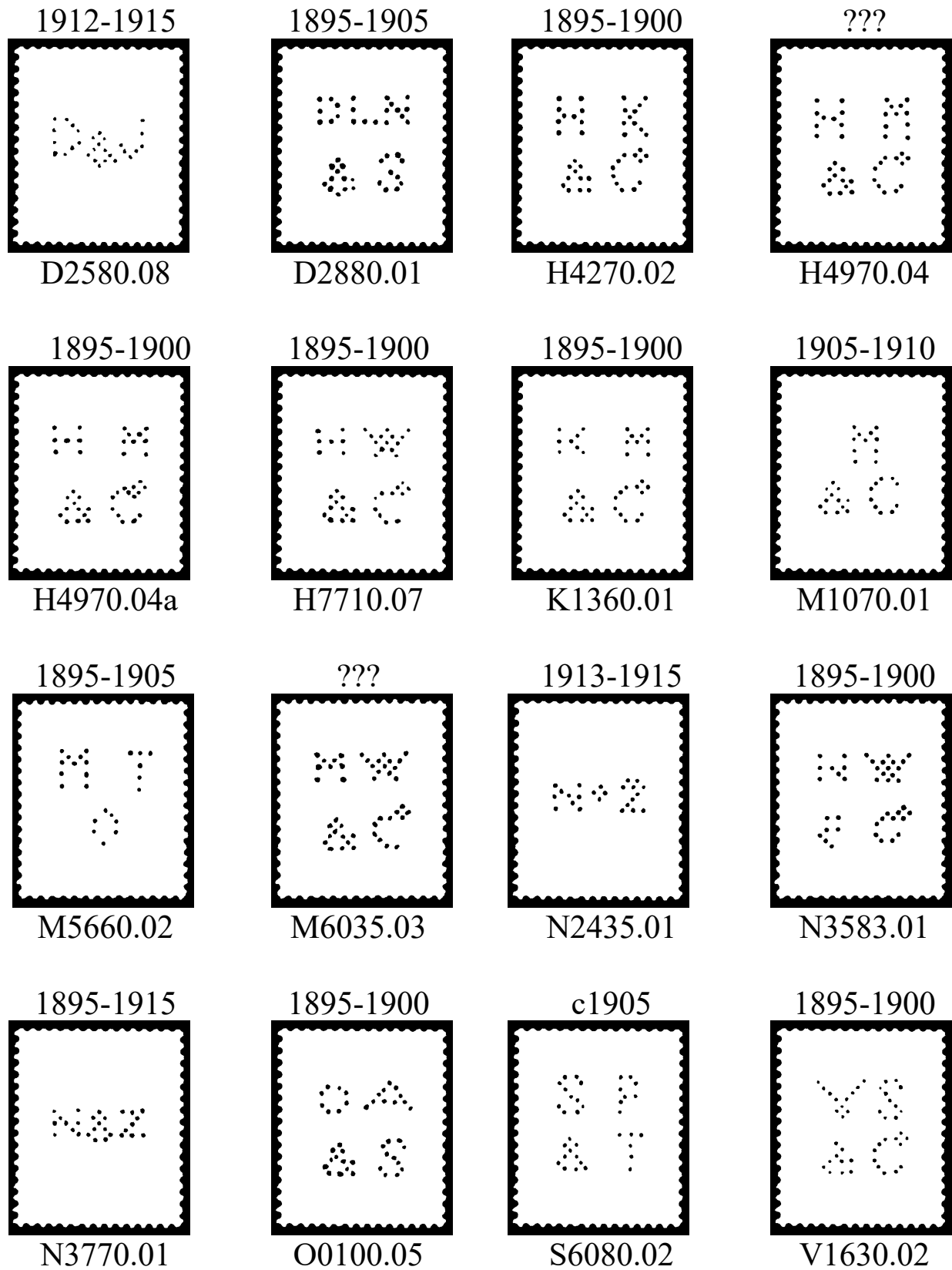
Based on dated examples and the stamp issues involved, the dies were in use for around 20 years, say 1895-1915. The earliest date recorded so far is 27th August 1896, whereas the latest is 1st April 1914 on the rare "No2". Legible postmarks are predominantly from London, although examples from Oxford, Sheffield, and Dublin have also been seen. Just three of the dies from this scarce but interesting group of perfins have identified users.

"OA/&S" Olney, Amsden & Sons Ltd, London E.C. (confirmed)
 "N&Z" Negretti & Zambra Ltd, London W. (suspected)
 "DLN/&S" D. L. Nisbit & Sons, Mantle Manufacturers,
 126/7 Wood St, London EC (suspected)

The table below lists all known dies and stamp details.

Cat No	Letters	Stamp Details	ED	LD	Post-town
C8380.06	CW/&C ^o	E 2½d	7 Jan 1898	7 July 1899	London
D2580.08	D&J	H ½d, I(RC) 1d	-	-	-
D2880.01	DLN/&S	B 1d, E ½d(gn), F ½d (bl-gn)	10 May 1890	8 Nov 1902	London
H4270.02	HK/&C ^o	B 1d	2 Feb 1898	-	London EC
H4970.04	HM/&C ^o	-	-	-	-
H4970.04a	HM/&C ^o	E ½d (verm)	-	-	London EC
H7710.07	HW/&C ^o	B 1d, E ½d (verm), 1½d, 2d	29 Aug 1896	29 Aug 1898	London
K1360.01	KM/&C ^o	B 1d	-	-	-
M1070.01	M/&C	F ½d (ye-gn), 1d, 3d	-	-	London
M5660.02	MT/O	B 1d F 1d	5 Apr 1899	30 Jun 1903	Oxford
M6035.03	MW/&C ^o	-	-	-	-
N2435.01	N ^o 2	I(RC) 2½d	-	1 Apr 1914	-
N3583.01	NW/&C ^o	B 1d	27 July 1896	-	London
N3770.01	N&Z	B 1d E½d (verm), 2½d, 3d, 6d, 1/- (gn) F ½d, 1d, 2½d, 3d, 4d, 1/- H 1d I(RC) ½d, 1d, 3d	16 Oct 1896	... Dec 1909	London EC
O0100.05	OA/&S	B 1d, E ½d (verm), 2½d	5 Feb 1897	26 Nov 1898	London and Dublin
S6080.02	SP/&T	F 1d	28 Dec 1905	-	(Sh)effield
V1630.02	VS/&C ^o	B 1d, E 1½d, 2½d, 6d1898	10 Aug 1899	London

For dies that do not contain a “W”, there is the uncomfortable looking “C” and “Co” to look out for, as well as a characteristic “S”.



Note: All dies should have the suffix ‘v’, to warn of ‘variations’.

Lane ran beside 37 Wood Street. The Street Directory listing in the late 1880s show the tenant at 5 Little Love Lane being "The Initial Perforator Company". In 1892, The Initial Perforator Company had moved into 37 Wood Street with Hancock Bros., although Hancock Bros. were still shown at 5 Little Love Lane the following year.

Could this point to the source of this alphabet? With this possible Wood Street link, albeit tenuous, I went back to the Directories to see if there were candidate firms for the other initial combinations who were near Wood Street. There seemed to be no shortage of firms with those combinations of initials, so it did not lead to any probable user identities.

Some examples of those near Wood Street are:

D&J	Davies & Jones, linen warehousemen, 9 & 10 Goldsmith St., London EC
HK/&Co	Henry Knight & Co, manufacturers, 3 Fell St., Wood St., London EC
HM/&Co	Henry Morris & Co, manufacturers' agents, 1a Wood St., London EC
HW/&Co	Henry White & Co, watchmakers, 63 Cheapside. London EC
	Henry Williams & Co, wine & spirit merchants, 11 Queen Victoria St., London EC
	Howard Wall & Co, 81 Wood St., London EC
MW/&Co	Maynard, Walker & Co, pig iron, 85 Gracechurch St., London EC
NW/&Co	Nelson, Walker & Co, glove agents, 39 Wood St., London EC

The one known user of a perfin with this style of alphabet, Olney, Amsden & Sons Ltd. (1897-1898), were located at that time at 9-11 Falcon Street, Aldersgate Street, London EC, only a short distance from Wood Street. In addition, the head office of Negretti & Zambia Ltd (? user of "N&Z" perfin) was at 38 Holborn Viaduct, London EC, but they also had a branch at 45 Cornhill, London EC, not far from Wood Street.

IMPORTANT NOTICE
TO LARGE CONSUMERS OF
POSTAGE
AND OTHER
STAMPS.

(ESTABLISHED 1740.)
FRANCIS A. HANCOCK,
PRINTER & STATIONER,
37, WOOD STREET, CHEAPSIDE,
THE "WOOD STREET POST OFFICE,"
LONDON, E.C.

Is supplying Postage and other Stamps

JB
* * *

PERFORATED

With the Initial of any firm on the following terms :-
Orders for £50 and upwards, 2/6 for each £50
" £20 to £45, 6d. for each £5
" £10 to £15. 9d. " £5
" £5 only, 1/-.

Received
£
for
WATTS & Co.

RECEIPT STAMPS

Printed with the Name of the Firm, £5 at a time being
ordered, for 2/-; £10, 3/-; £20, 4/-.
Post Cards and Wrappers printed, 2/- per 1000.

All Orders for Stamps must be accompanied by CASH or a Cheque crossed "CRRR BANK", to the order of FRANCIS A. HANCOCK, or arrangements may be made for payment on delivery.

Customers are solicited to send for
*** * * ESTIMATES * * ***
FOR ANY DESCRIPTION OF
PRINTING AND STATIONERY
Which being Executed at our own Steam Printing Works, Moor Lane,
are supplied at one Profit, thereby effecting a Great Saving.

In the London Directories immediately prior to 1895, the tenants of 37 Wood Street were listed as Hancock Bros, printers, and The Initial Perforating Company. In "The Times" in mid- 1895, John and Francis Hancock, trading as Hancock Brothers of Wood Street, were in proceedings in the Bankruptcy Court, and their printing business was not listed in Directories after that time. Francis Albert Hancock was 66 years old in 1895, based on the 1871, 1881, 1891 and 1901 Census data.

In the 1896 Directory, The Initial Perforating Company was shown at 36 Basinghall Street,

EC (on the opposite side of Guildhall to Wood Street) so Frank Hancock may have continued his stamp perforating business for a short time under this company name, perhaps using the system that produced the "Butterfly" alphabet. This could explain the period of usage of this alphabet.

Another possibility comes from the entry for Frank Braham of the Tabernacle Street Post Office in the Trades Directory section of the late 1890s. He advertised that he perforated postage stamps, and added "no die system". Could a "no die system" indicate that customers did not have to purchase an expensive die, with the implication that Braham might have used a grid of holes in which to set up pin patterns? Braham advertised this system from about 1894 so this could also explain the period of usage of the "Butterfly" alphabet. Tabernacle Street, however, was over half a mile from Wood Street and the companies listed above.


Further date information, and confirmed user identities, for perfins of this alphabet will be needed before the provider of this style of pattern can be ascertained with more confidence.

POSTMARK CLUES TO PERFIN IDENTITIES

(First published Bulletin 265/21 - August 1993)

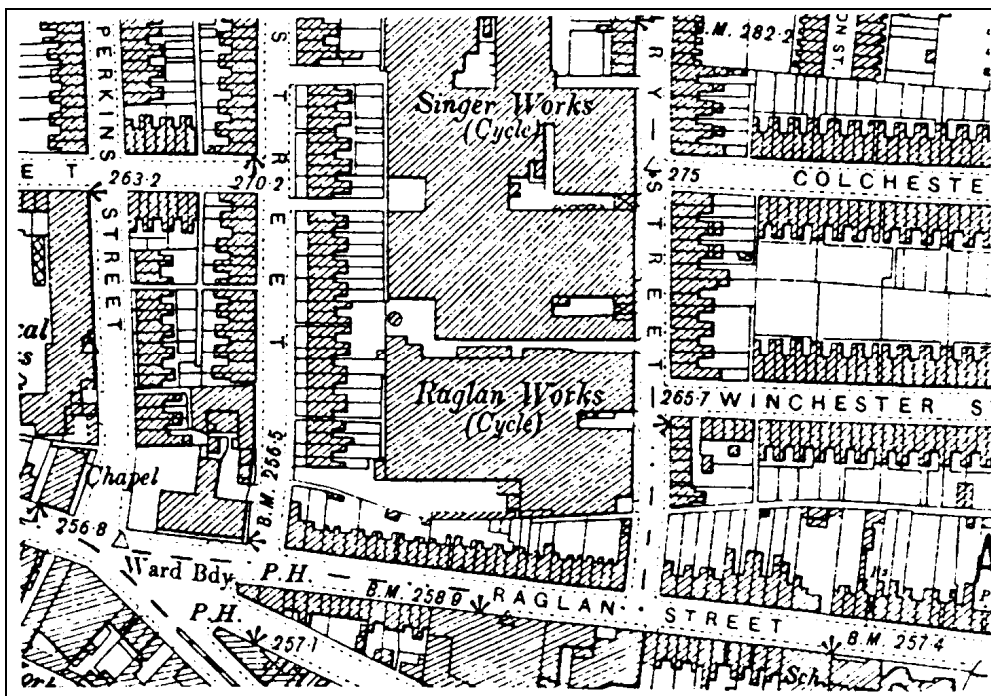
Roy Gault

Recently, while looking closely at examples of the full name perfin RAG/LAN (R0110.01), I noticed that all the visible postmarks were from Coventry. As this is where I was born and misspent much of my childhood I felt a special incentive to try and identify the user. I had just one clear date to go on - 18 March 1904.



R0110.01

A quick search through the Coventry Trade Directories from the turn of the century soon established the existence of 'The Raglan Cycle & Anti-friction Ball Co Ltd'. Their premises were known as the Raglan Works and were situated just off Raglan Street as can be seen from the portion of the O.S. map for Coventry (dated 1905). They were just one of scores of cycle manufacturers at work in the city around this time.



'The Cyclist' magazine for 23rd December 1896 records that 'The Raglan Cycle and Anti-friction Ball Co Ltd' was registered on 4th December 1896 with a share capital of £20,000. The stated aims of the company were to acquire and carry on the business of cycle manufacture formerly carried out by 'Taylor, Cooper & Bednell Ltd', and manufacture balls and other accessories for cycles formerly undertaken by 'The Ant-friction Ball Co.'

The late Victorian and Edwardian eras witnessed a dramatic boom in cycle manufacture, particularly so in Coventry, but by the end of Edward's reign the impact of the motorcycle and motor car had caused a number of the smaller cycle companies to become bankrupt. Sadly, one such casualty was the Raglan Cycle and Anti-friction Ball Company, which was formally wound up on 24 September 1909.

The RAG/LAN perfin is known on QV Jubilees and EVII definitives which ties in perfectly with the 1896-1909 dating of the Raglan Cycle Company. The known postmarks are all Coventry, so I am led to conclude that this was the user. I would be pleased to hear from anyone who can add any additional information regarding issues, dates and postmarks, which might help substantiate the suspected identity?

Interestingly, 'Taylor, Cooper & Bednell Ltd' (later to become the Raglan cycle company) used the name RAGLAN to describe their bicycles as this 1892 advertisement bears witness.



I tried hard to find a picture of a typical 'RAGLAN' cycle, but failed. Many of Raglan's competitors embellished their advertisements with cycle illustrations but not so Taylor, Cooper & Bednell, who seemed to put their faith in words alone

SECURITY PERFORATION CHRONOLOGY

(First published Bulletin 084 - September 1966)

Charles Jennings

- 1841. Pen-cancelling introduced.
- 1855. Advertising Rings added to Postal Stationery.
- 1856. Draft Stamps overprinted on face.
- 1858. Sloper Patents perforating machine.
- 1859. Oxford Union Society overprints issued.
- 1867. Firms granted permission to under-print.
- 1868. Sloper granted permission to perforate postage stamps.
- 1869. Oxford Union Society instructed to under-print.
- 1869. First full-name perforations.
- 1870. Oxford Union Society underprints issued.
- 1870. First overseas perforations by Sloper.
- 1870. Sloper cancellations for Postcards inaugurated.
- 1870. Foreign Bill & Inland Revenue stamps first perforated.
- 1872. Sloper patent expires.
- 1873. Great Eastern Railway underprints issued.
- 1873. Eden Fisher founded his business at 50 Lombard St, London EC.
- 1873. Full Name controversy.
- 1873. F. A. Hancock's business founded at 37/ 38 Wood St, London EC
- 1875. Sloper moves from Walbrook House to 6 &-7 King William St.
- 1876-7. Sidney Allchin establishes business at 28 England's Lane, NW
- 1877. Poundage to Stamp Vendors revoked.
- 1878. Sloper becomes Postmaster so as to be able to claim poundage.
- 1878. Sloper moves to 20 King William Street., London
- 1879. Limitation of Poundage.
- 1882. All underprints ceased. Privilege withdrawn by Post Office.
- 1883. Death of Sidney Allchin.
- 1883-4. Frank Braham founds business at Tabernacle Square, London EC
- 1886. Frank Braham censured by Post Office.
- 1886. Initial Perforating Co., takes over Hancock's business.
- 1887. First American made perforating machine for cheques etc.
- 1890. Death of Joseph Sloper.

- 1890 Chambers of Commerce request for special common perforation
- 1892. Death of F. A. Hancock.
- 1894. Advertising rings around embossed stamps abolished.
- 1894 Merchants' Memorial to P.M.G. regarding Non Negotiable stamps.
- 1897. Slopers' censured by Post Office.
- 1898. Initial Perforating Company fails and is struck-off.
- 1903. Underprinting briefly revived.
- 1906. Frank Braham's business goes into bankruptcy.
- 1907. Braham business at Tabernacle Road taken over by W L Kenny
- 1908. Perforation of postage stamps permitted in U.S.A.
- 1914. Slopers' move to 22 Budge Row, London
- 1919. Post Office orders puncturing of stamps for Telegraphic use
- 1919. Free postage privilege for O. U. S. members withdrawn.
- 1930. Airmail Exhibition perforated stamps issued by France
- 1933. Hugh Vallencey publishes first pamphlet on perforated stamps.
- 1939. Slopers' publish pamphlet on the History of their Firm.
- 1941. Slopers' works destroyed by enemy action.
- 1941. Slopers' move to New Bridge Street, London
- 1941. Wartime Provisional perforations in use.
- 1941-7. Charles Bein writes articles in West End Philatelist on "Spifs".
- 1945 U.S. perfin Society founded.
- 1948. Vallencey pamphlet re-published.
- 1957. GB Perfin Study Group founded with twenty eight members.
- 1959. Van Lint Catalogue of G.B. Perfins produced.
- 1963. Our Society becomes the Security Endorsement & Perfin Society.
- 1963. German Perfin Society founded.
- 1967. "Handbook of British Perfins" by J. Nelson published.
- 1968. Jennings "History of British Security Stamps" produced.
- 1977. French Perfin Society (ANCOPER) formed.
- 1979. Danish Perfin Society founded.
- 1980. Canadian Perfin Study Group founded (BNA Perforator)
- 1986. Perfin Club of Australia & New Zealand founded.
- 1987. Perfin Club Nederland founded.
- 1983. S.E.P.S. changes its name to G.B. Perfin Society.
- 1991. Slopers close and their business is taken over by Checkpoint
- 2000. Checkpoint's perforating business taken over by Twofold
- 2007. THE G.B. PERFIN SOCIETY CELEBRATES 50 YEARS.