

SPIDER® SHELVING



DISTINCTIVE FEATURES

- Sturdy and easy to install
- Versatile system
- 20 standard colors
- Easily adjustable shelves
- Widest variety of accessories on the market
- Vertical expansion possible with our two-level shelving system
- Made in North America

USE YOUR SPACE TO ITS
FULL POTENTIAL



SHE2024 + SHE1024

SPIDER® SHELVING

IDEAL FOR A RANGE OF ENVIRONMENTS

OPEN SHELVING



CLOSED SHELVING



SHELVING WITH DRAWERS



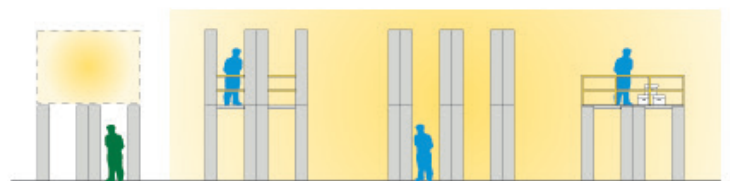
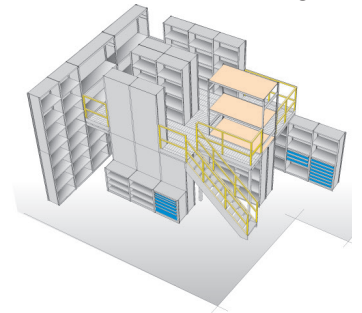
The Spider® Shelving System is heavy duty, easy to assemble, and is the most versatile and complete solution of its type on the market. With the ability to seamlessly combine industrial shelving, mini-racking and drawers in the same shelving system, it is the only solution that allows you to efficiently store small, medium and large parts together in the same unit. Designed for intensive use, the system helps you to use the space you have available to its full potential, in areas such as warehouses, repair shops and distribution centers.

OPTIMIZE YOUR INVESTMENT BY RECLAIMING UNUSED SPACE

Before you embark on an expansion project, consider Rousseau multi-level shelving, which makes efficient use of vertical space, as well as depth and width.

Our specialists will suggest solutions to work around all your building's obstacles: beams, columns, doors, air ducts, building structure, etc.

The system allows you to store more parts in less space, while also reducing trips back and forth and therefore wasted time.



MULTIPLE CONFIGURATIONS




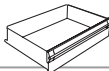
Store small, medium and large parts together in the same unit


To add shelving for large parts, see the Mini-Racking section in the General Catalog


DESIGNED TO EXPAND AS YOUR BUSINESS GROWS


SPECIFICATIONS

 400lb./drawer
550lb.-1050lb./shelf*

 3", 4", 5", 6", 7", 8",
9", 10", 12", 14"

 30", 36",
42", 48"

 12", 15",
18"**, 24"***


 39", 51", 75", 87",
99", 111", 123"

* Shelf load capacity varies depending on the dimensions and whether a reinforcement is included or not ** 18"D and 24"D units are compatible with drawers

PANELS




ACCESSORIES AND "5S" STORAGE SOLUTIONS



LEVELING GLIDES

Adjust the height of units on uneven surfaces (SR post only)



RSSEE-874818



LED LIGHT

Illuminate a work surface or stored items


DOORS

Solid or polycarbonate



DRAWERS

Add partitions and dividers to optimize use of space in your drawers



SECURITY SYSTEM



Vertical security bar



The hasp or lock are positioned so they do not impede the hand

SLOPED SHELVES



DID YOU KNOW?

One of Rousseau's biggest strengths is our wide range of color options. Choose from 20 standard colors.



Classic Blue	Avalanche Blue	Everest Blue	Midnight Blue	Glossy Sapphire Blue	Glossy EverGreen	Glossy Yellow	Sienna Orange	Flame Red	Glossy Carmine Red	Glossy Cranberry Red	White	Beige	Frost White	Light Gray	Modern Gray	Charcoal Gray	Glossy Black	Black	Glossy Carbon Black
052	055	051	057	560	1025	208	085	081	806	815	616	041	061	071	745	072	902	091	741

HERE ARE SOME SOLUTIONS

Go to rousseau.com for more suggested models.



36"	18"	75"	5	SRE1002	
		87"	6	SRE1011	
	24"	75"	5	SRE1003	
		87"	6	SRE1012	



36"	18"	75"	5	SRE2002	
		87"	6	SRE2011	
	24"	75"	5	SRE2003	
		87"	6	SRE2012	




48"	18"	75"	5	SRE1032	
		87"	6	SRE1041	
	24"	75"	5	SRE1033	
		87"	6	SRE1042	



48"	18"	75"	5	SRE2032	
		87"	6	SRE2041	
	24"	75"	5	SRE2033	
		87"	6	SRE2042	




36"	18"	75"	5	R5SEC-751801	
		87"	6	R5SEC-871801	
	24"	75"	5	R5SEE-751801	
		87"	6	R5SEE-871801	



36"	18"	75"	4	R5SEC-754809	
		87"	5	R5SEC-874809	
	24"	75"	4	R5SEE-754809	
		87"	5	R5SEE-874809	



36"	18"	75"	4	R5SEC-754801	
		87"	5	R5SEC-874801	
	24"	75"	4	R5SEE-754801	
		87"	5	R5SEE-874801	



36"	18"	75"	4	R5SEC-753601	
		87"	5	R5SEC-873601	
	24"	75"	4	R5SEE-753601	
		87"	5	R5SEE-873601	

Note: usable height of drawers is minus one (1) inch.

For more information, contact our representative:

ROUSSEAU METAL INC.

105, AVENUE DE GASPÉ OUEST
SAINT-JEAN-PORT-JOLI (QUÉBEC)
G0R 3G0 CANADA

WEBSITE
rousseau.com

END USERS
1.866.463.4270
EMAIL
info@rousseau.com

DISTRIBUTORS
1.800.463.4271
DISTRIBUTORS ACCESS
e-rousseau.com



7PVO4A00
V04-FE20A