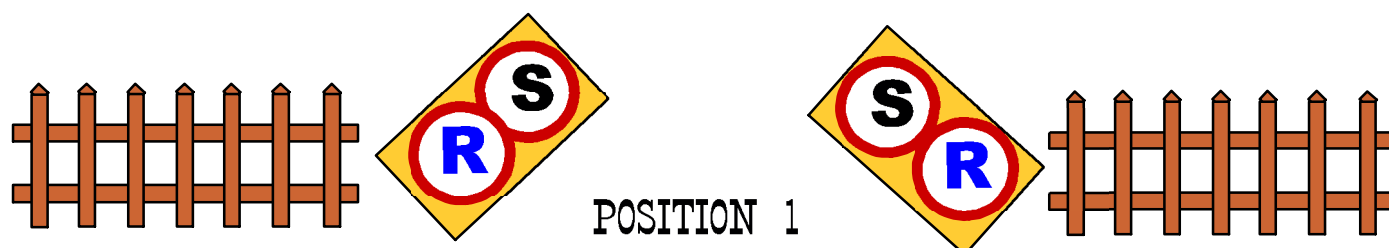
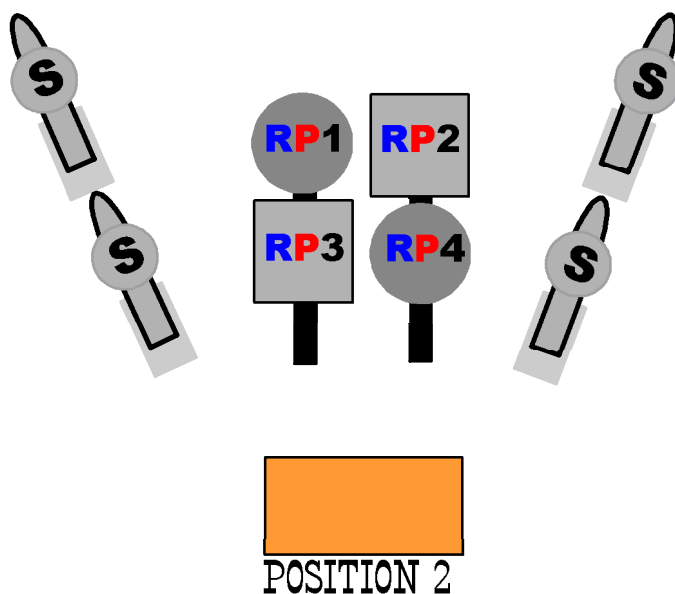


# STAGE 1



START: STANDING @ POSITION 1 FISTS ON HIPS (angry!)

RIFLE LOADED WITH 10 ROUNDS STAGED ON EITHER TABLE @ POSITION 1.

SHOTGUN STAGED ON EITHER TABLE @ POSITION 1.

PISTOLS LOADED WITH 5 ROUNDS EACH AND HOLSTERED.

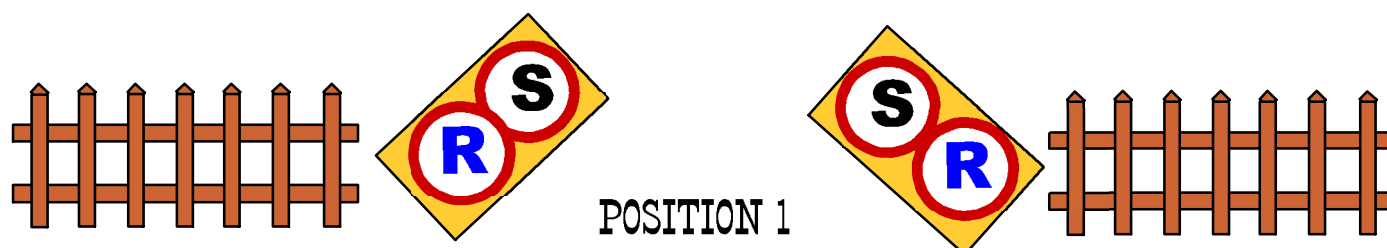
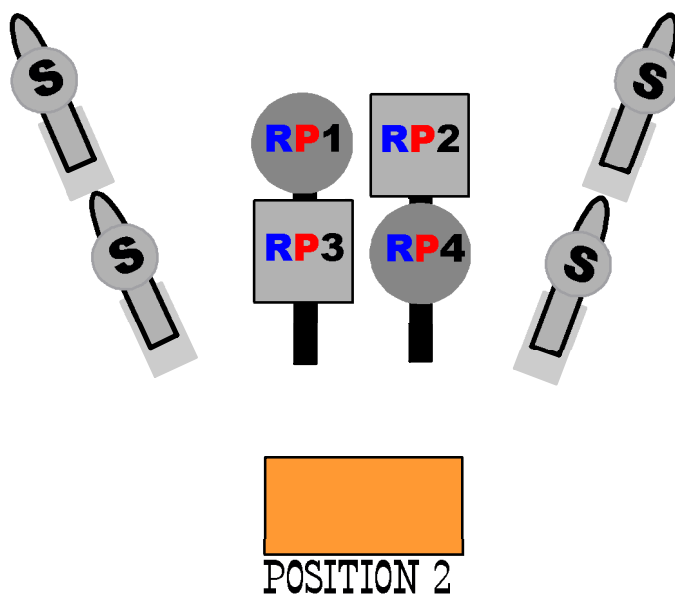
**WHEN READY SAY: " I Owe How Much?!? "**

**AT THE BEEP:** **With Rifle:** Engage the RP targets in a clockwise IRS sweep, starting on any target. Make rifle safe pointed into berm.

**With Shotgun:** from any one point between Position 1 and 2 engage the 4 knock-downs. Make shotgun safe at Position 1 (into berm) or 2.

**With Pistols:** From Position 2 engage the RP targets same instructions as rifle.

# STAGE 2



START: STANDING @ POSITION 1 RIFLE LOADED WITH 10 ROUNDS HELD IN BOTH HANDS.

PISTOLS LOADED WITH 5 ROUNDS EACH AND HOLSTERED.

SHOTGUN STAGED ON EITHER TABLE @ POSITION 1.

**WHEN READY SAY: " I can't afford this. "**


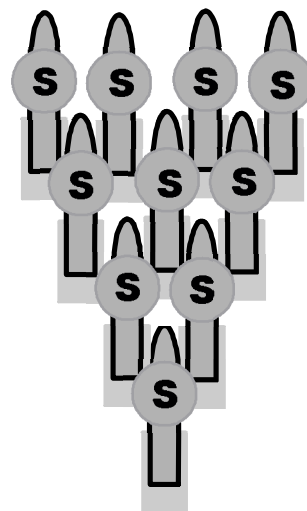
**AT THE BEEP:**

**With Rifle:** Engage the RP targets 4 on RP4, 3 on RP3, 2 on RP2, 1 on RP1.  
Make rifle safe pointed into berm. Take shotgun to Position 2.

**With Pistols:** From Position 2 engage the RP targets same instructions as rifle.

**With Shotgun:** Engage the 4 knock-downs.

# STAGE 3



POSITION 1



POSITION 2

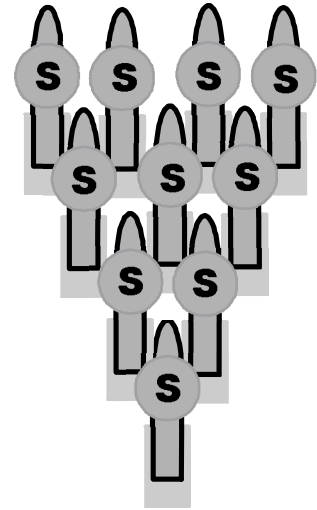


START: STANDING @ POSITION 1, RIFLE STAGED @ POSITION 1, LOADED WITH 10 ROUNDS. PISTOLS LOADED WITH 5 ROUNDS EACH AND HOLSTERED. SHOTGUN OPEN AND EMPTY STAGED @ POSITION 2.

**WHEN READY SAY: " Here's Payment in Full "**


**AT THE BEEP:** WITH RIFLE ENGAGE TARGETS 1 ON R1, 2 ON R2, 3 ON R1, 4 ON R2. MAKE RIFLE SAFE. ENGAGE PISTOL TARGETS SAME INSTRUCTIONS AS RIFLE. THEN MOVE TO POSITION 2 AND WITH SHOTGUN ENGAGE KNOCK-DOWNS TILL DOWN, ANY ORDER. .... STAGE OVER.

# STAGE 4



## NOTE:

**Shotgun Targets are  
no-miss. 1 second bonus  
each.**



POSITION 1



POSITION 2



START: STANDING @ POSITION 1, HANDS UP ABOVE SHOULDERS. RIFLE STAGED @ POSITION 1, LOADED WITH 10 ROUNDS. PISTOLS LOADED WITH 5 ROUNDS EACH AND HOLSTERED. SHOTGUN OPEN AND EMPTY STAGED @ POSITION 2.


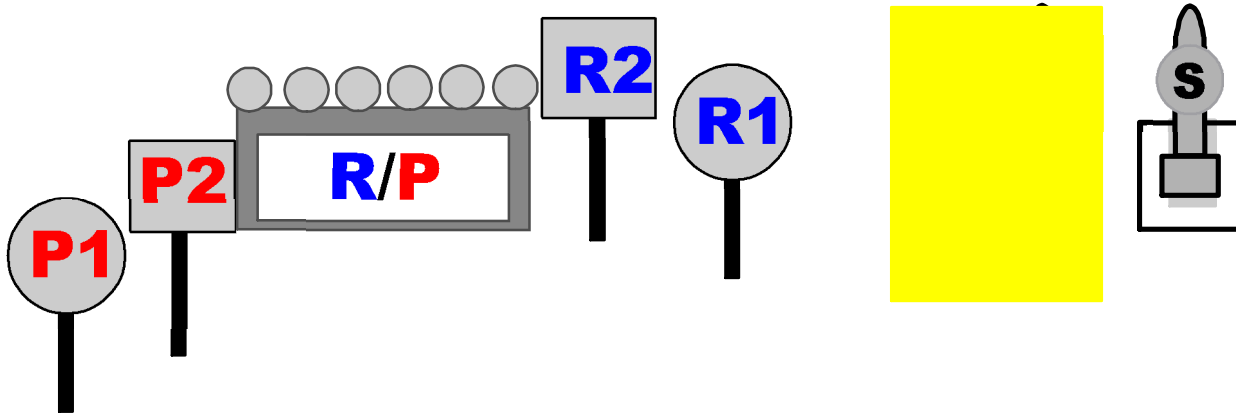
**WHEN READY SAY: " Here's my Form 10-10-4 "**

**AT THE BEEP:** WITH RIFLE ENGAGE TARGETS 4 ON R1, 3 ON R2, 2 ON R1, 1 ON R2. MAKE RIFLE SAFE. ENGAGE PISTOL TARGETS SAME INSTRUCTIONS AS RIFLE. THEN MOVE TO POSITION 2 AND WITH SHOTGUN ENGAGE KNOCK-DOWNS 4X ONLY, (NOTE: SHOTGUN TARGETS ARE NO-MISS. 1 SECOND BONUS EACH..)

# STAGE 5

**NOTE:**

**Engage the shotgun make up target once for each plate left standing to avoid misses.**



	10 RIFLE	10 PISTOL	0+ SHOTGUN	
--	----------	-----------	------------	--

**START:** STANDING @ POSITION 1, HANDS AT SIDES.  
 PISTOLS LOADED WITH 5 ROUNDS EACH AND HOLSTERED.  
 RIFLE LOADED W/10 STAGED @ POSITION 1.  
 SHOTGUN OPEN AND EMPTY STAGED @ POSITION 1 or 2.

**WHEN READY SAY: " How big is that penalty?! "**

--

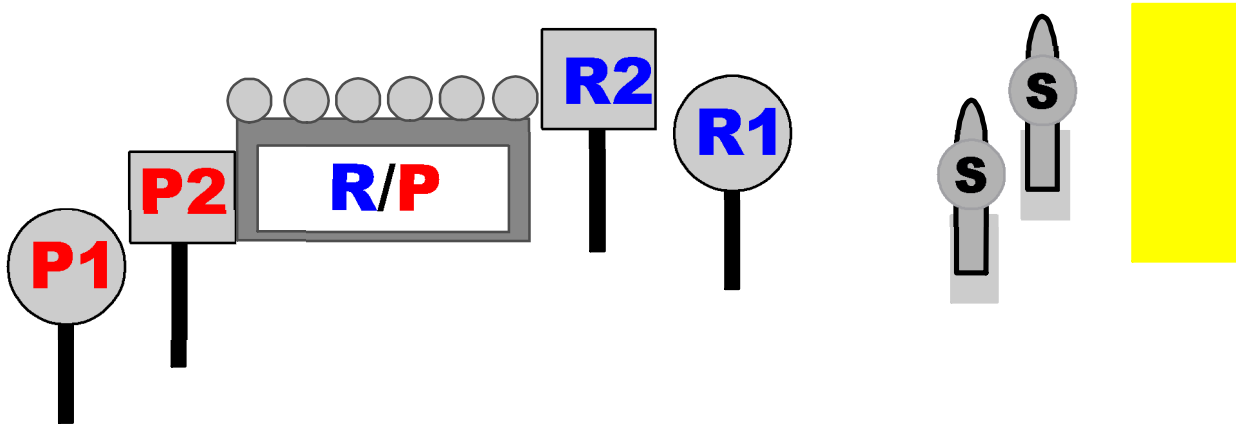
**AT THE BEEP:**

With pistols engage the pistol targets 1 on P1, 2 on P2, 3 on the RACK , 4 on P2.  
 With rifle engage the rifle targets 1 ON R1, 2 on R2, 3 on the RACK, 4 on R2.  
 Make rifle safe and if necessary retrieve shotgun and from positin 2 engage the shotgun make up target once for each plate left standing to avoid misses.

# STAGE 6

**NOTE:**

**Plate rack is no-miss, 1 second bonus for each plate down.**



	10 RIFLE	10 PISTOL	2+ SHOTGUN	
---	----------	-----------	------------	---

**START:** STANDING @ POSITION 2, SHOTGUN IN HANDS.

PISTOLS LOADED WITH 5 ROUNDS EACH AND HOLSTERED.

RIFLE LOADED WITH 10 STAGED @ POSITION 1.

**WHEN READY SAY: " I Love Tax Credits! "**

--

**AT THE BEEP:**

With shotgun engage the 2 knock-downs. Make shotgun safe and move to Position 1.

With rifle engage the rifle targets 1 ON R1, 2 on R2, 3 on the RACK, 4 on R2.

With pistols engage the pistol targets 1 on P1, 2 on P2, 3 on the RACK , 4 on P2.

(Note: Plate rack is no-miss, 1 second bonus for each plate down.)