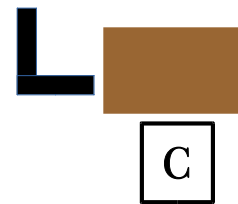

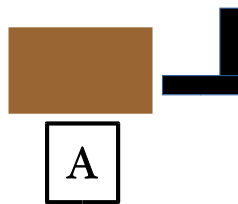
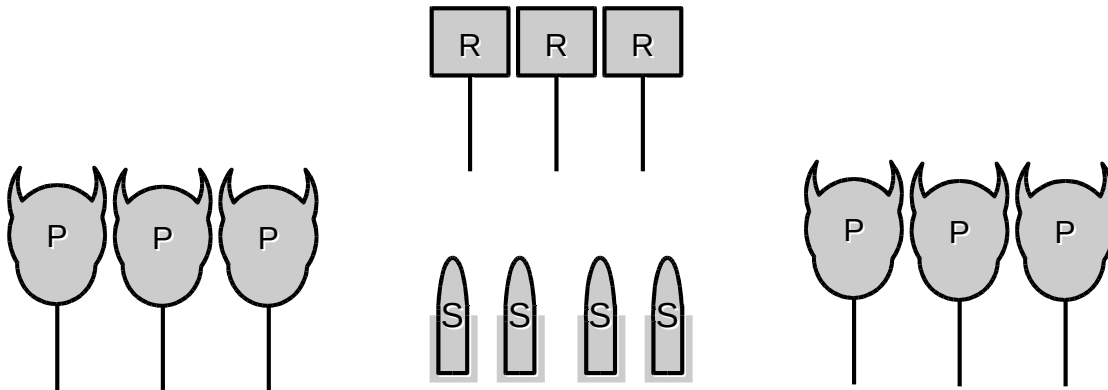


Stages By:  
Truly Goode

# ORYGUN COWBOYS

## STAGE 1



10 RIFLE

10 PISTOL

4+ SHOTGUN



**START:** Standing at any position. Hands at sides.

Rifle staged at B.

Shotgun staged at any position.

Pistols holstered.

**LINE:** “ Who is that masked man? “

**AT THE BEEP:** (Guns ANY order, must use at least 2 positions.)

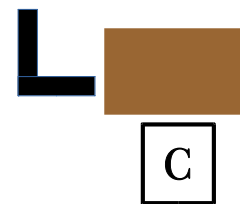

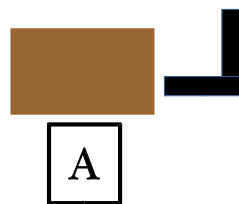
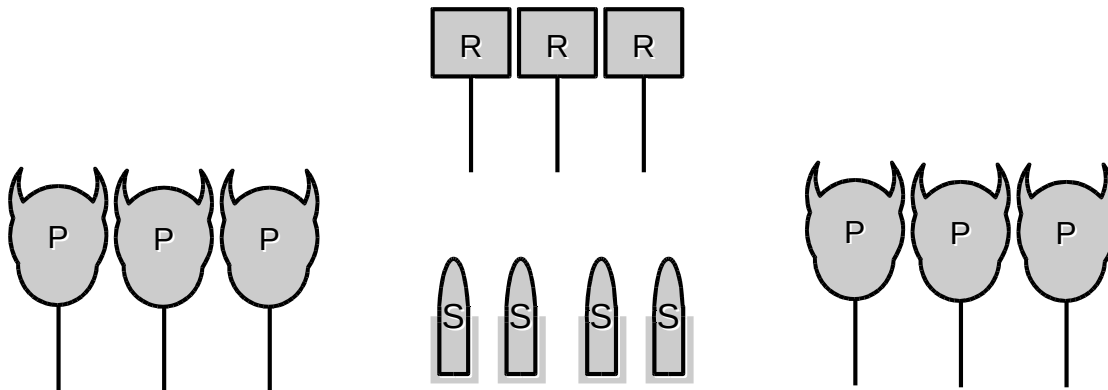
At “A or C” with pistols: Starting on either end, Nevada sweep the P targets for 5 rounds, repeat instruction.

At “B” with rifle: Engage rifle targets same instructions as pistol.

At “B” with shotgun: Engage the shotgun targets any order.

## ORYGUN COWBOYS

# STAGE 2



10 RIFLE

10 PISTOL

4+ SHOTGUN



**START:** Standing at any position. Hands at sides.

Rifle staged at B.

Shotgun staged at any position.

Pistols holstered.

**LINE:** “ Hey, all of them are wearing masks! “

**AT THE BEEP:** (Guns ANY order, must use at least 2 positions.)

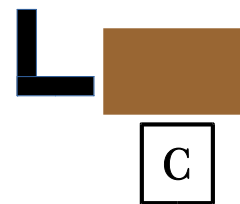

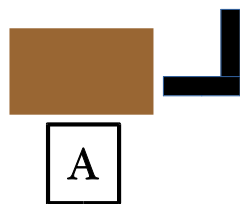
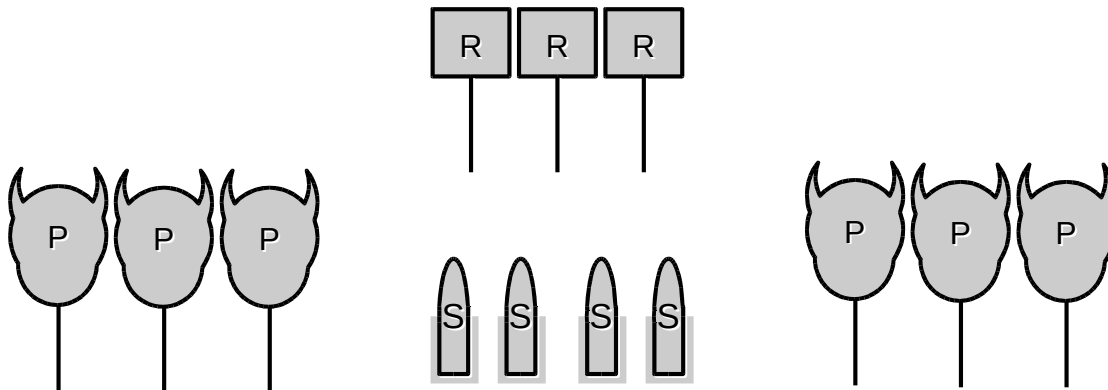
At “A or C” with pistols: Place one round on each end then triple tap the middle. Repeat instruction for next 5 rounds.

At “B” with rifle: Engage rifle targets same instructions as pistols.

At “B” with shotgun: Engage the shotgun targets any order.

## ORYGUN COWBOYS

# STAGE 3



10 RIFLE

10 PISTOL

4+ SHOTGUN



**START:** Standing at position B. Hands flat on table.

Rifle staged at B.

Shotgun staged at B.

Pistols holstered.

**LINE:** “ I thought only bad guys wore masks? “

**AT THE BEEP:** (Start with rifle or shotgun, pistols must be last.)

At “B” with rifle: Engage rifle targets in a 4-2-4 sweep starting on either end.

At “B” with shotgun: Engage the shotgun targets any order.

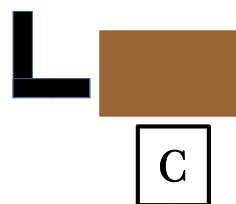

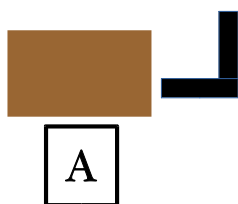
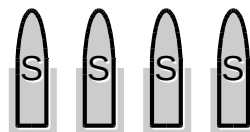
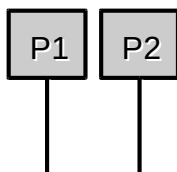
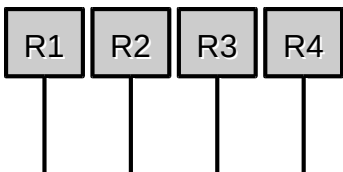
Move to “A” or “C”.

At “A or C” with pistols: Engage pistol targets same instructions as rifle.

Stages By:  
Truly Goode

# ORYGUN COWBOYS

## STAGE 4



10 RIFLE

10 PISTOL

4+ SHOTGUN



**START:** Standing at any position. Hands on belt.

Rifle staged at "A".

Shotgun staged at any position.

Pistols holstered.

**LINE:** " You can't hide behind that mask. "

**AT THE BEEP:** (Guns ANY order, rifle may be last.)

At "A" with rifle: Starting on either end, engage rifle targets in a IRS / progressive sweep.

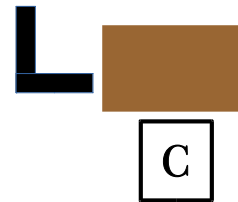

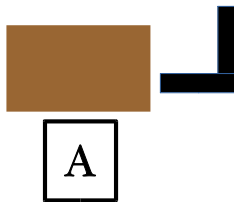
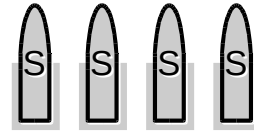
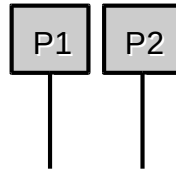
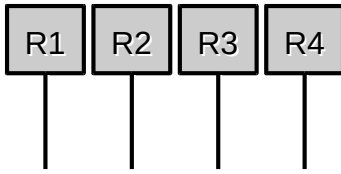
At "B" with pistols: Starting on either target, engage pistol targets same instructions as rifle. (example: 1, 2,2, 1,1,1, 2,2,2,2.)

At "C" with shotgun: Engage the shotgun targets any order.

Stages By:  
Truly Goode

# ORYGUN COWBOYS

## STAGE 5



10 RIFLE 10 PISTOL 4+ SHOTGUN



**START:** Standing at position “A”. Rifle in hands.  
Shotgun staged at any position.  
Pistols holstered.

**LINE:** “ You can cover your face, but I know those boots! “

**AT THE BEEP:**

At “A” with rifle: Alternate the left two targets for 5 rounds, THEN alternate the right two targets for 5 rounds. Move to position “B”.

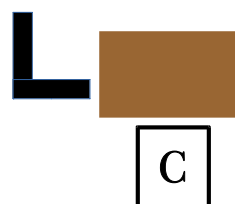

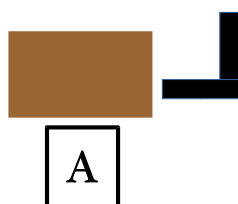
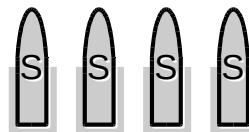
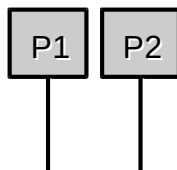
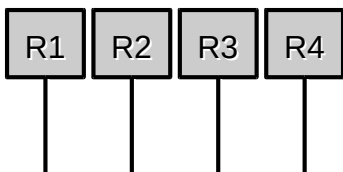
At “B” with pistols: Continuous alternate the two pistols targets for 10 rounds. Move to position “C.”

At “C” with shotgun: Engage the shotgun targets any order.

Stages By:  
Truly Goode

# ORYGUN COWBOYS

## STAGE 6



10 RIFLE

10 PISTOL

4+ SHOTGUN



**START:** Standing at position “B”. Hands on pistol(s)

Rifle staged at “A”.

Shotgun staged at any position.

Pistols holstered.

**LINE:** “ I reckon some faces DO look better covered. “

**AT THE BEEP:** (Pistols must be first, Rifle or Shotgun may be last.)

At “B” with pistols: Engage pistols in a 2-3 sweep from the left THEN a 2-3 sweep from the right.

At “A” with rifle: Engage rifle targets in a 2-3 sweep from the left THEN a 2-3 sweep from the right.

At “C” with shotgun: Engage the shotgun targets any order.