



S.A.S.S MATCH

JUL 29 2017

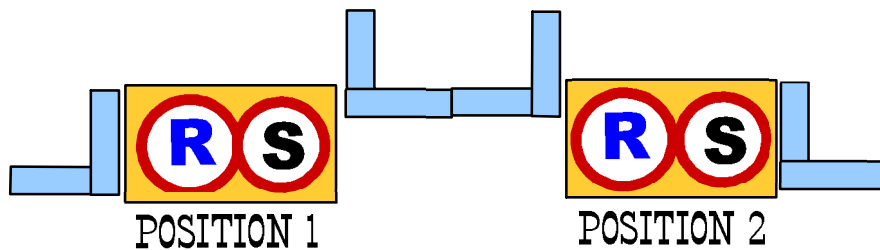
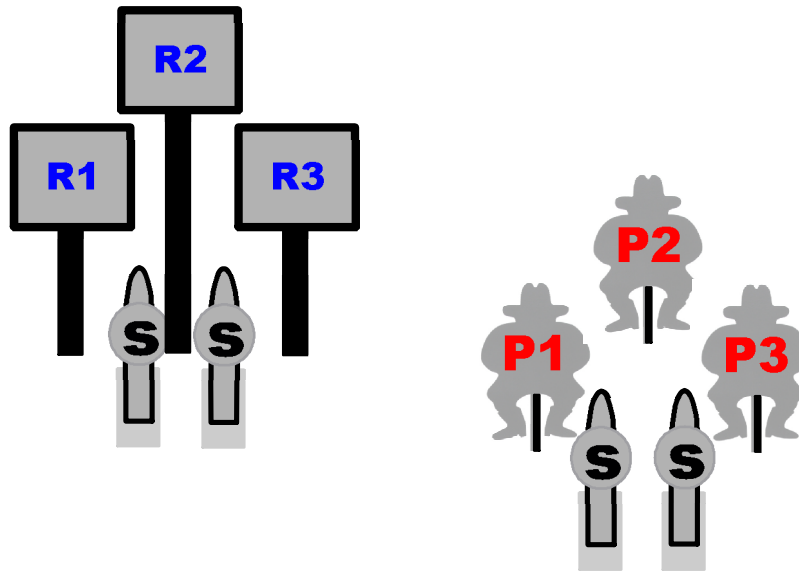
2 BAYS 6 STAGES

60=R

60=P

24+=S

STAGE 1



 10 RIFLE 10 PISTOL 4+ SHOTGUN 

START: STANDING @ EITHER POSITION, HANDS ON FIREARM(S) OF CHOICE.
RIFLE LOADED WITH 10 STAGED @ EITHER POSITION.
SHOTGUN OPEN AND EMPTY STAGED @ EITHER POSITION.
PISTOLS LOADED WITH 5 ROUNDS EACH AND HOLSTERED.

SAY THE LINE: " (Your favorite cowboy line) "

AT THE BEEP: (Guns may be shot in any order but rifle may not be last.)

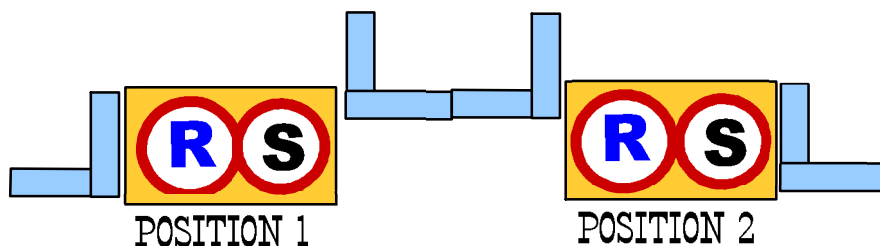
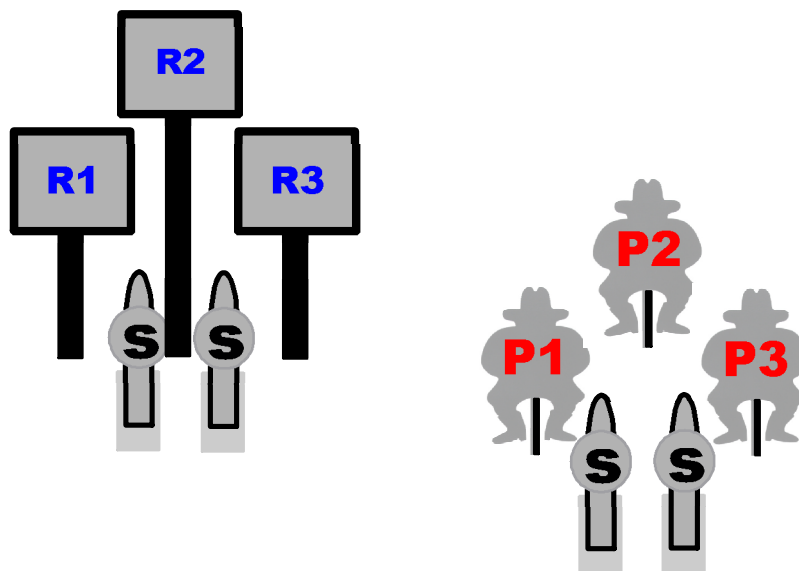
With Rifle at Position 1:

Starting L or R, Double tap Nevada sweep the rifle targets.

With Pistols from Position 2: Engage pistol targets same instructions as rifle.

With Shotgun: Engage 2 knock-downs from each position.

STAGE 2



 10 RIFLE 10 PISTOL 4+ SHOTGUN 

START: STANDING @ EITHER POSITION, HANDS ON HAT OR TOP OF HEAD.

RIFLE LOADED WITH 10 STAGED @ EITHER POSITION.

SHOTGUN OPEN AND EMPTY STAGED @ EITHER POSITION.

PISTOLS LOADED WITH 5 ROUNDS EACH AND HOLSTERED.

SAY THE LINE: " (Your favorite cowboy line) "

AT THE BEEP: (Guns may be shot in any order but rifle may not be last.)

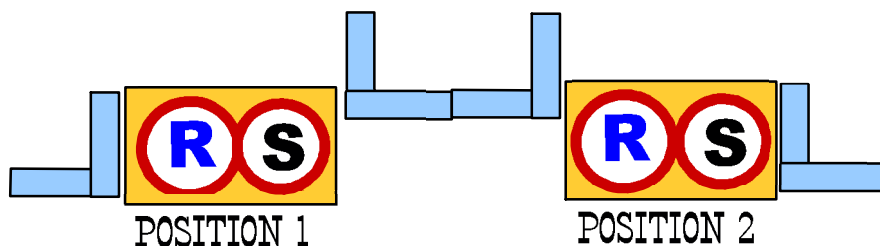
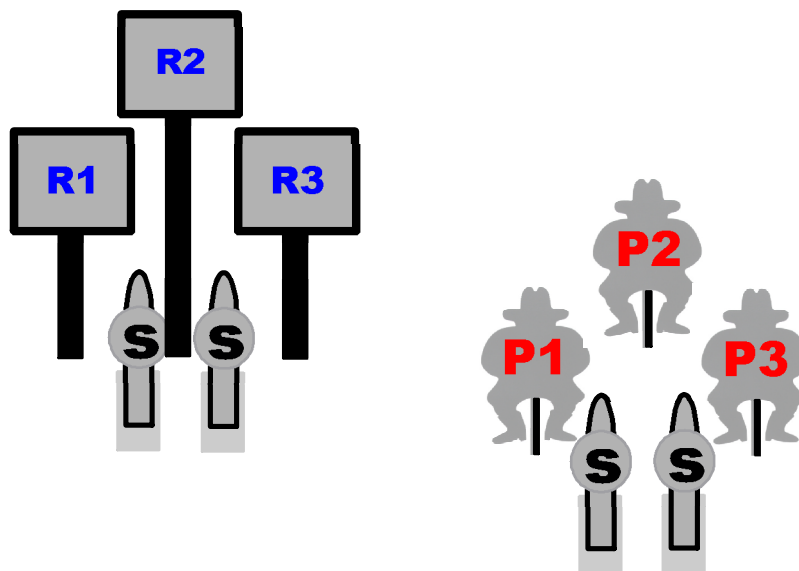
With Rifle at Position 1:

Starting L or R, Engage the targets in a 3-4-3 sweep.

With Pistols from Position 2: Engage pistol targets same instructions as rifle.

With Shotgun: Engage 2 knock-downs from each position.

STAGE 3



 9+1 RIFLE 10 PISTOL 4+ SHOTGUN 

START: STANDING @ EITHER POSITION, HANDS ON BELT.

RIFLE LOADED WITH 9 STAGED @ EITHER POSITION.

SHOTGUN OPEN AND EMPTY STAGED @ EITHER POSITION.

PISTOLS LOADED WITH 5 ROUNDS EACH AND HOLSTERED.

SAY THE LINE: " (Your favorite cowboy line) "

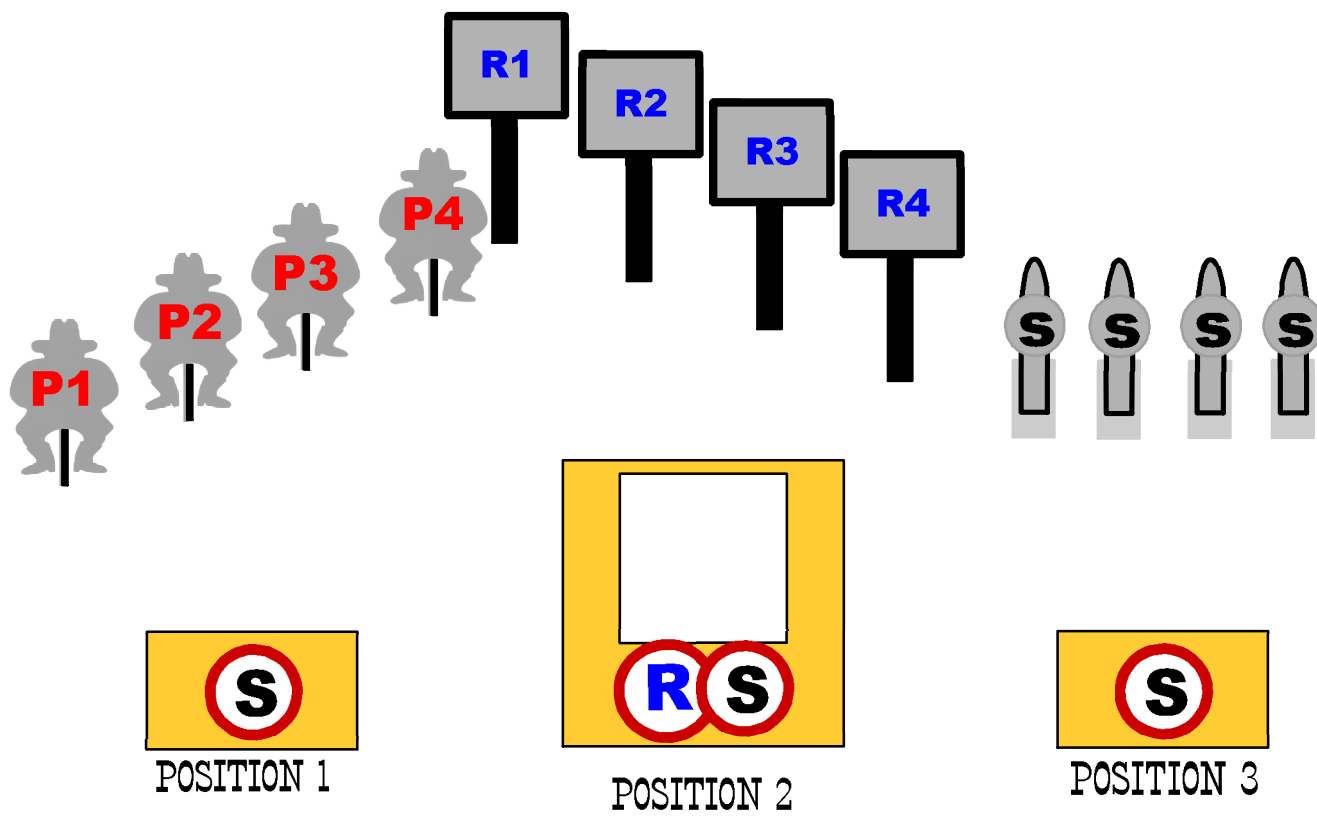
AT THE BEEP: (Guns may be shot in any order but rifle may not be last.)

With Rifle at Position 1: Starting R1 or R3, Engage the targets in a circle for 9 rounds, THEN reload 1 round and place on any rifle target.

With Pistols from Position 2: Engage pistol targets same instructions as rifle, placing last round on any pistol target. (double tap ok)

With Shotgun: Engage 2 knock-downs from each position.

STAGE 4



 10 RIFLE 10 PISTOL 4+ SHOTGUN 

START: STANDING @ ANY POSITION.

PISTOLS LOADED WITH 5 ROUNDS EACH AND HOLSTERED.

RIFLE LOADED WITH 10 STAGED ON TABLE @ POSITION 2.

SHOTGUN OPEN AND EMPTY STAGED @ ANY POSITION.

SAY THE LINE: " (Your favorite cowboy line) "

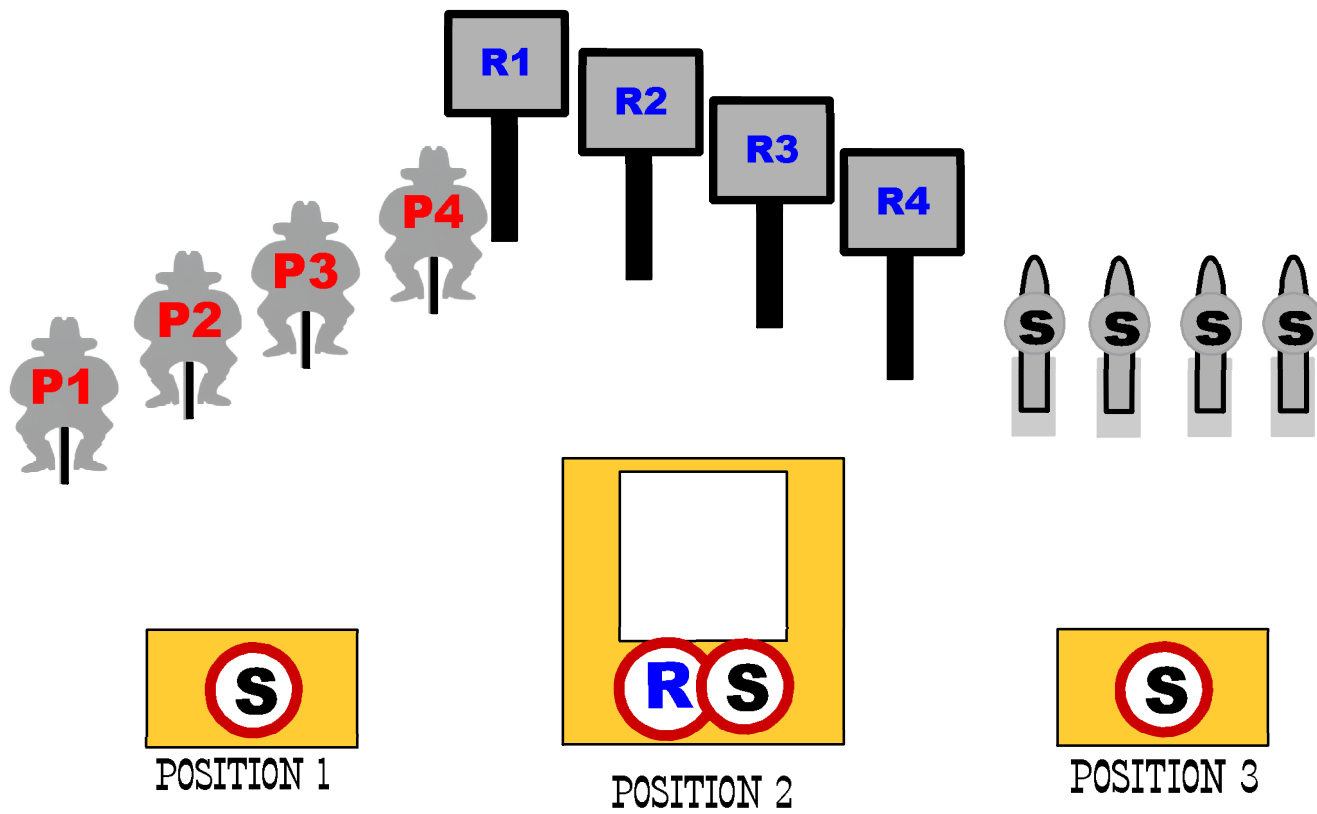
AT THE BEEP: (Guns may be shot in any order but rifle may not be last.)

With Pistols at Position 1: Starting L or R, Engage pistol targets in an IRS(Progressive) sweep.

With Rifle at Position 2: Engage rifle targets same instructions as pistols.

With Shotgun at Position 3: Engage the 4 knock-downs, any order.

STAGE 5



 10 RIFLE 10 PISTOL 4+ SHOTGUN 

START: STANDING @ ANY POSITION.

PISTOLS LOADED WITH 5 ROUNDS EACH AND HOLSTERED.

RIFLE LOADED WITH 10 STAGED ON TABLE @ POSITION 2.

SHOTGUN OPEN AND EMPTY STAGED @ ANY POSITION.

SAY THE LINE: " (Your favorite cowboy line) "

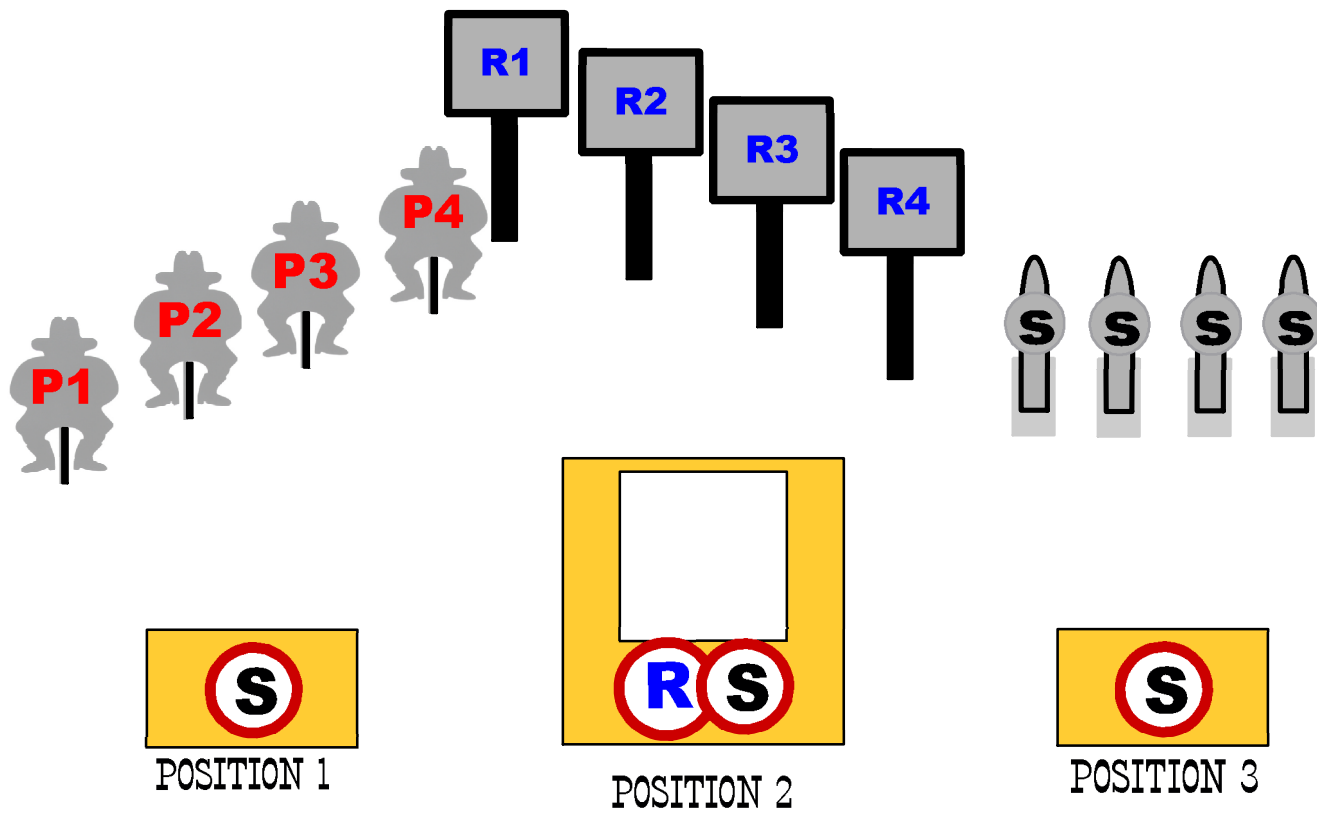
AT THE BEEP: (Guns may be shot in any order but rifle may not be last.)

With Pistols at Position 1: Starting L or R, Engage pistol targets in a badger sweep. P1, P1,P2, P1,P2,P3, P1,P2,P3,P4.

With Rifle at Position 2: Engage rifle targets same instructions as pistols.

With Shotgun at Position 3: Engage the 4 knock-downs, any order.

STAGE 6



 10 RIFLE 10 PISTOL 4+ SHOTGUN 

START: STANDING @ ANY POSITION.

PISTOLS LOADED WITH 5 ROUNDS EACH AND HOLSTERED.

RIFLE LOADED WITH 10 STAGED ON TABLE @ POSITION 2.

SHOTGUN OPEN AND EMPTY STAGED @ ANY POSITION.

SAY THE LINE: " (Your favorite cowboy line) "

AT THE BEEP: (Guns may be shot in any order but rifle may not be last.)

With Pistols at Position 1: Engage the pistol targets 10 on 4, placing at least 2 on each target.

With Rifle at Position 2: Engage rifle targets same instructions as pistols.

With Shotgun at Position 3: Engage the 4 knock-downs, any order.