
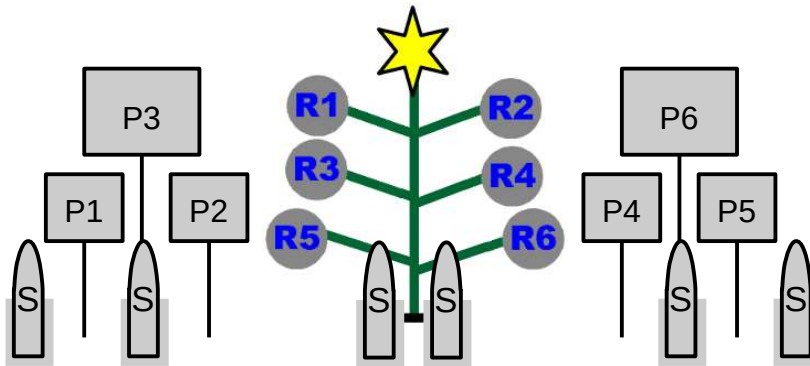


Stages By:
Fast Enuff

ORYGUN COWBOYS

STAGE 1



10 RIFLE 10 PISTOL 6+ SHOTGUN



START: Standing at position A, both hands on bells.

Pistol loaded w/5 each and holstered.

Rifle loaded w/10 staged at A.

Shotgun staged at A.

LINE: Ring the bells and say: “ I hear those sleigh bells ringing. “

AT THE BEEP: Drop the bells. (Guns may be shot in ANY order)

With Rifle: 2-2-1 sweep the rifle targets bottom to top on both sides of the tree.
May start either side.


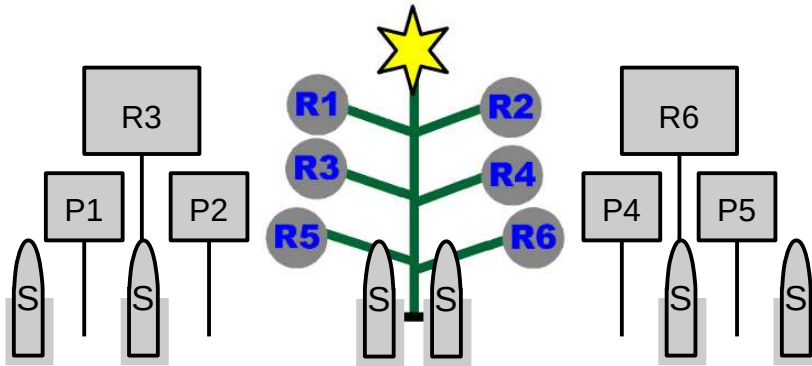
With Pistols: Double tap P1 and P2, then single tap P3. Double tap P4 and P5, then single tap P6. May start left or right side.

With Shotgun: Engage the 6 knock-downs.

Stages By:
Fast Enuff

ORYGUN COWBOYS

STAGE 2



★ 9 RIFLE 10 PISTOL 6+ SHOTGUN ★

START: Standing at position A, facing uprange waving at posse.
Pistol loaded w/5 each and holstered.
Rifle loaded w/9 staged at A.
Shotgun staged at A.

LINE: “ Merry Christmas y’all. “

AT THE BEEP: (Guns may be shot in ANY order)

With Rifle: Starting on either bottom rifle target, engage targets clockwise or counterclockwise for 9 rounds.

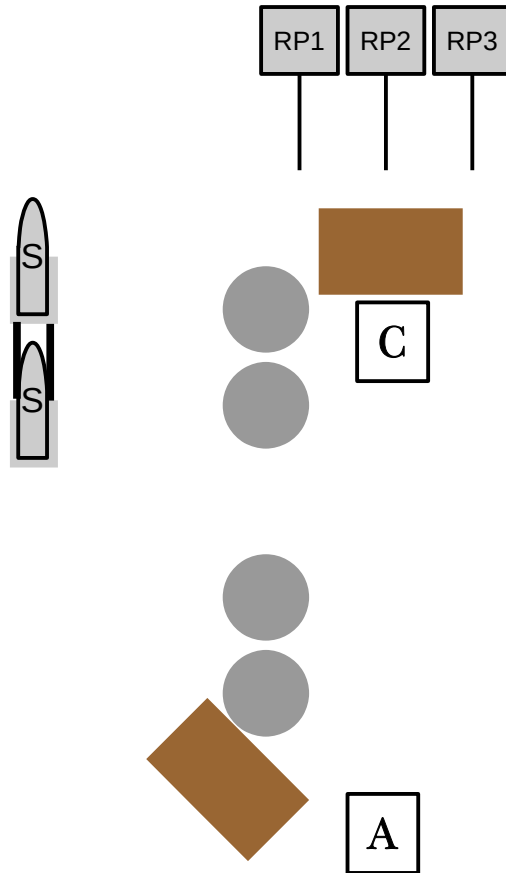
With Pistols: Place one round each on P1 and P2 then triple tap P3. Place one round each on P3 and P4 then triple tap P6. May start either side.

With Shotgun: Engage the 6 knock-downs.

Stages By:
Fast Enuff

ORYGUN COWBOYS

STAGE 3



10 RIFLE 10 PISTOL 2+ SHOTGUN



START: Standing at position A.
Rifle loaded w/10 held in hands.
Shotgun staged at position A.
Pistols loaded w/5 rounds each and holstered.

LINE: “ I’ll be home for Christmas. “

AT THE BEEP:

At “A” with rifle: Engage RP targets 1 on 1, 2 on 2, 3 on 3, 4 on 2.

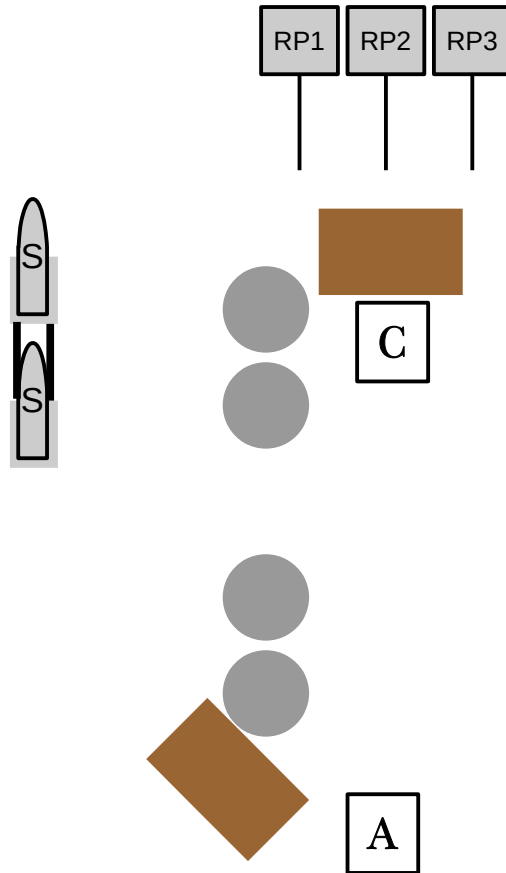
At “B” with shotgun: Between A and B through the opening, engage the 2 knock downs.

At “C” with pistols: Engage RP targets same instructions as rifle.

Stages By:
Fast Enuff

ORYGUN COWBOYS

STAGE 4



10 RIFLE 10 PISTOL 2+ SHOTGUN



START: Standing at position A.
Rifle loaded w/10 held in hands.
Shotgun staged at position A.
Pistols loaded w/5 rounds each and holstered.

LINE: “ Is that dinner I smell? “

AT THE BEEP:

At “A” with rifle: Engage RP targets in a continuous nevada sweep for 10 rounds.

At “B” with shotgun: Between A and B through the opening, engage the 2 knock downs.

At “C” with pistols: Engage RP targets same instructions as rifle.