



Overview

- This is a general care guide aimed at providing important tips on how to correctly care for Cord Tech PSOA's.
- This guide is not intended to be an exhaustive list that caters for every possible situation, it aims to provide some guidance on topics which would allow for best long-term care and use of your product.
- Failure to use electrical devices correctly may result in electric shock, fire and/or serious personal injury.

PSOA's should be treated with care, there is some general and important guidance which you should always follow when using these products.

- Do Not modify the product in any way.
- Do Not step on, pull, fold or knot the cables.
- Do Not suspend heavy items / tools from the socket outlets.
- Do Not use excessive force when maneuvering or stowing the PSOA, using excessive force can damage the product.
- Do Not suspend from the supply cable.
- Do Not drop large or heavy objects onto product or the supply cable.
- Do Not drive on/over.
- Do Not cover with any materials.
- Do Not overload.
- Do Not submerge any part of the product in water.
- Always turn off the power to your cable reel BEFORE inserting or removing plugs from the power outlets. Only turn back on once fully removed or inserted.
- Keep away from high temperature objects.
- Fully uncoil the cable/cord before use, keep fully uncoiled at all times during use.
- Always ensure the RCBO cover is securely closed / sealed to prevent water ingress.
- If the product is damaged in any way cease use immediately.
- Keep out of reach of children, this is not a toy.

STANDARD 10A PLUGS:

Standard 10A plugs appropriate to worksite use can be attached to the PSOA but the connection will not be IP66 rated.

- *These standard plugs should be disconnected in the event of rain and the IP66 covers closed.*
- *Do NOT stress the plugs or cables on angles or drag the PSOA from the socket outlets. This can cause damage to the socket outlets, internal copper contacts and the product itself. Plugs should not be under physical load during use.*
- *When inserting or removing plugs from power outlets never use undue force. Always insert and remove from sockets in a straight smooth action.*
- *Forcing plugs into power outlets on an angle can damage the copper contacts inside.*
- *When removing plugs do not force/yank out of sockets.*
- *Ensure plugs are fully inserted into the power outlets at all times during use – never use when the plug is partially inserted into the power outlet.*





PLEASE NOTE:

If you use tools or appliances that regularly apply movement or stress to the plug, while it is inside the socket, this can result in damage to the socket outlet. Constant movement of the plug (inside the socket) can cause degradation or deform the internal copper parts - over time this can result in the socket no longer being able to grip onto the plug pins and can cause a poor electrical contact. Plugs should not be under physical load when connected to socket outlets.

DO NOT COVER:

PSOA's should not be covered with any materials e.g. blankets, clothes, sheets, bedding, curtains etc.

- *Your PSOA should be free from any covering. It should remain well ventilated at all times.*
- *Covering PSOA's will increase the potential for heat building-up in and around the product.*
- *Sheets, bedding and other materials are often flammable and must be kept well clear of electrical devices.*



POWER OUTLETS:

Always read the rating on the product before use, take note of the rated and maximum loads – do not overload.

- Always turn off the power to your PSOA BEFORE inserting or removing plugs from the power outlets. Only turn back on once fully removed or inserted.
- *When inserting or removing plugs from power outlets never use undue force. Always insert and remove from sockets in a straight smooth action.*
- *Forcing plugs into power outlets on an angle can damage the copper contacts inside.*
- *When removing plugs do not force/yank out of sockets.*
- *Ensure plugs are fully inserted into the power outlets at all times during use – never use when the plug is partially inserted into the power outlet.*
- *Do not drag your PSOA from a plug inserted into power outlets, this is likely to cause damage to the plug, product and/or socket.*

IMPACT HAZARDS:

Be careful not to drop heavy objects onto your PSOA (including the supply cable) or create impacts which may damage the internal or external structure of the product.

**TRIPPING HAZARDS:**

Be careful not to place the cord / cable where it could easily become a tripping hazard or be damaged during use.

DEBRIS / DUST / WATER:

On worksites there is often a large amount of debris created from the surrounding activity. It is important to ensure this debris does not compromise your PSOA.

- *Keep your PSOA clean and free from debris which may cover it or ingress into the socket outlets.*
- *Keep the socket & RCBO covers closed to prevent ingress of water or dust / debris.*

PLEASE NOTE:

Like most other electrical devices, caring for your product will increase it's longevity and allow you to continue to use it safely.

IP66 PLUGS:

We recommend using IP66 rated twist lock plugs in conjunction with the IP66 socket outlets on your PSOA.

- *IP66 Rated - When used in conjunction with a corresponding IP66 plug and sealed correctly.*
- *It is important to ensure the rubber gaskets remain in place and are not damaged during use.*
- *When connecting the plug & socket outlet ensure the connections are firm and a watertight seal is created. Do not use excessive force as this may damage the thread or body.*
- *Be careful not to cross thread when twisting into place.*
- *IP66 plugs (when twist locked into place) will provide greater stability in the connection between the plug and socket outlet.*

**FULLY UNCOIL CABLES/CORDS:**

Fully uncoil the cable/cord before use, keep fully uncoiled at all times during use.

- *Cables that are coiled, bunched or gathered will provide opportunity for a build-up of heat.*
- *Always ensure they are fully uncoiled before and during use.*

**CONNECTING TO POWER SOURCE:**

PSOA's should always be connected directly to a mains wall outlet / power point.

- *Do NOT connect to another extension lead.*

Caring for your product is important and should be done on a regular basis.

- Ensure the product is turned off at the wall and the plug is disconnected prior to cleaning.
- Check regularly for a build up of dust or debris, keep the surfaces clean by wiping with a slightly damp cloth. Wipe away any water residue, do not let it ingress into any of the socket outlets or the RCBO.
- Do not use abrasive chemicals or detergents for cleaning.
- Check regularly for damage, if found cease use immediately.
- When not in use, wind up the cord and store in a dry location.

Disposal

When your product is no longer used or required it should be disposed of with household waste. We recommend completing this in the most environmentally friendly way. Please recycle where facilities exist in your local area. Check with your council authority for recycling advice.

Recycling of packaging materials reduces the need for landfill. Please recycle packaging where possible. Check with your local council authority for recycling advice.

Warranty

Products are protected by warranty for a period of 1 year from date of purchase against manufacturing defects in material and functionality. Should a product fail to perform as described within the warranty period, return to the original place of purchase and provide a copy of the proof of purchase for warranty claim.

DISTRIBUTED BY:



Cord Tech



www.cordtech.com