



SIGMAMOTOR

Glass Graduated Calibration Cylinders for Accurate Calibration of Chemical Metering Pumps

NSF

Verified Accuracy

SIGMAMOTOR Calibration Cylinders will enhance your feed systems by allowing verification of the flow rate of the feed pump.

- CNC precision machined ends
- Borosilicate glass tube
- Process connections disassemble for easy cleaning
- Protective outer shell
- GPH & ml scale

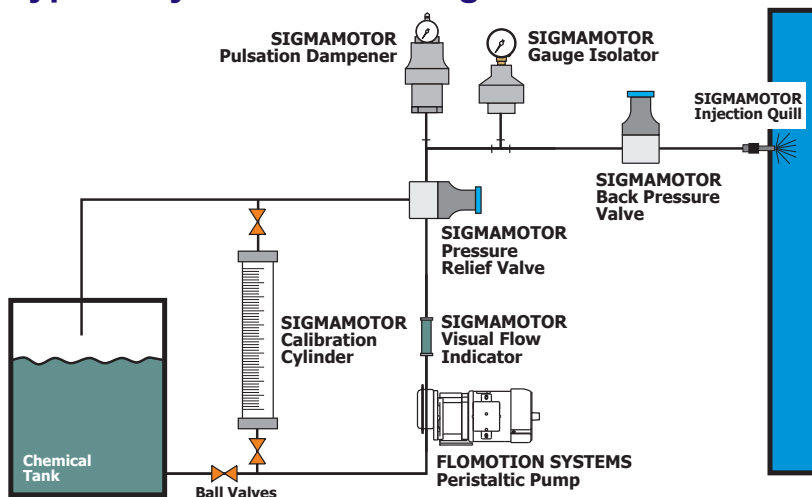
Calibration Cylinders are installed on the suction side of the metering pump. The top of the cylinder is vented back to the supply tank or drain. The calibration cylinder is filled to the top mark then the valve from the tank is closed. Turning on the metering pump will draw down the liquid providing a simple means to verify the accuracy of the pump flow rate. USGPH (Gallons Per Hour) and ML are shown on the cylinder.

SIGMAMOTOR Calibration Cylinders are critical to accurate determination of your system flow rate, either at start-up or following maintenance. Max cylinder pressure is 15psi.




CALIBRATION CYLINDERS

Typical System Block Diagram



Sigmamotor Calibration Cylinders are clearly marked in US GPH and milliliters for accurate drawdown calibrations. A rugged plastic shell helps protect the inner glass cylinder from damage. Process connection materials include PVC, Polypropylene, CPVC, PTFE, Kynar® PVDF, 316 SS, ALLOY 20 & Hastelloy C276.



PROCESS CONNECTION TYPE 1	
NPT	N
SOCKET	S
FLANGED	F
UNION	U

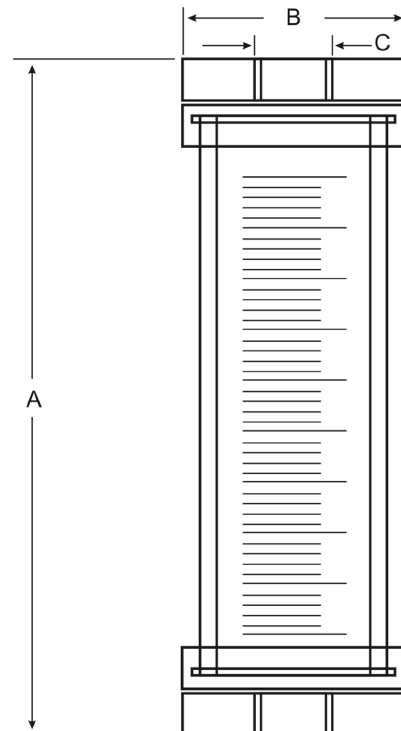
GA: - - -
 1 2 3 4

Example: GA-N-60-P-V

SIZE 2										
SELECT:	60	100	200	250	500	1K	2K	4K	10K	20K
Size (ml)	60	100	200	250	500	1000	2000	4000	10,000	20,000
A-Height (in)	8.75	14.8	20.9	14.88	14.93	26.90	27.33	39.28	26.50	50.10
B-Diameter (in)	2.5	2.5	2.5	3.0	3.5	3.5	5.0	5.0	9.15	9.15
C-Connection (in)	1/2	1/2	1/2	1/2	3/4	3/4	1	1	2	2
Capacity (GPH)	1.9	3.2	6.4	8	16	32	63	127	320	640
Scale (ml)	1	2	2	2	5	5	10	10	100	100
Scale (gph)	0.1	0.1	0.1	0.25	0.2	0.2	1	1	5	5

PROCESS CONNECTION MATERIAL 3	
PVC	P
POLYPROPYLENE	PP
CPVC	CP
PTFE	T
Kynar® PVDF	K
316SS	S
ALLOY 20	A
HASTELLOY C276	H

O-RING MATERIAL 4	
VITON	V
EPDM	E
PTFE ENCAPSULATED	T



FLOMOTION SYSTEMS Inc.
 165 Creekside Drive, Suite 112
 Buffalo NY 14228-2103
 Tel: 716-691-3941
 Fax: 716-691-1253
 Email: info@flomotionsystems.com
 www.FlomotionSystems.com

