

Square Foot Roof Area Chart

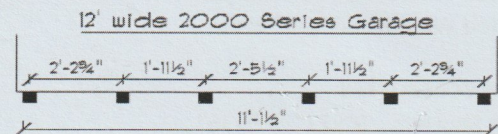
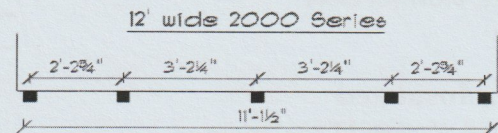
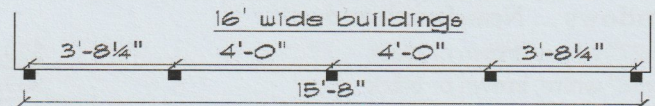
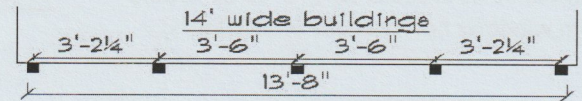
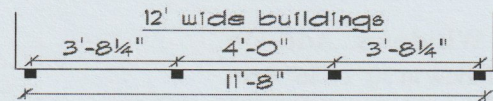
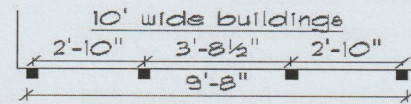
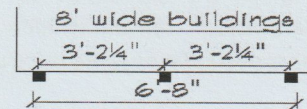
	Barn Style	Barn Style with 4' Overhang	Barn Style Cabins with 6' Overhang	Gable 12" & 18" E-Fit Sheets	Gable 42"	Cottage	Quaker	Skyview	A-Frame	A-Frame with 4' Overhang	A-Frame Cabin with 6' Overhang	2000 Series & 2000 Series Garage	Cove	Frontier	Woodsmen
8x8	147	-	-	125	149	-	127	-	-	-	-	119	-	-	200
8x10	177	-	-	150	180	-	152	-	-	-	-	146	-	-	-
8x12	207	-	-	175	209	225	178	187	-	-	-	172	267	-	250
10x10	212	-	-	180	207	224	182	-	-	-	-	170	-	-	270
10x12	247	293	-	209	242	261	213	-	-	-	-	201	-	-	300
10x14	282	335	-	240	276	298	242	258	370	-	-	231	300	317	330
10x16	317	377	-	270	311	335	273	290	416	-	-	262	367	354	360
10x20	388	460	-	330	379	409	334	355	509	-	-	324	434	429	-
10x24	-	-	-	-	-	-	-	-	-	-	-	-	-	-	-
12x12	278	324	-	242	278	293	247	-	-	-	-	-	-	-	345
12x14	317	370	-	276	317	335	282	-	-	-	-	-	-	-	379
12x16	357	416	-	311	357	377	317	340	466	-	-	300	400	416	414
12x20	436	509	-	379	436	460	388	416	569	-	-	370	467	504	-
12x24	515	601	-	448	515	544	458	492	673	-	-	440	533	592	-
12x28	-	-	-	-	-	-	-	-	-	-	-	510	-	-	-
14x16	396	456	-	357	-	423	-	-	-	-	-	-	-	-	475
14x20	484	557	-	436	-	517	-	-	642	-	-	-	-	573	555
14x24	572	658	-	515	-	611	-	559	758	-	-	-	600	674	-
14x28	660	759	-	594	-	704	-	645	-	-	-	-	667	-	-
14x32	748	861	-	674	-	798	-	731	-	-	-	-	734	-	-
14x36	-	-	-	-	-	-	-	-	-	-	-	-	-	-	-
16x20	533	605	751	489	-	569	-	-	702	745	-	-	650	623	-
16x24	630	715	887	578	-	673	-	626	830	880	-	-	667	763	711
16x28	726	825	1023	667	-	776	-	723	957	1015	-	-	767	875	800
16x32	823	935	1160	756	-	879	-	819	1085	1151	-	-	833	987	-

	Garages	Loft Barns	8' Overhang	A-Frame Cabin 6' Overhang
20x20	565	791	146	800
20x24	668	935	172	1016
20x28	770	1078	198	1172
20x32	873	1222	225	1328
20x40	1080	1509	278	1485
24x24	787	1049	172	1642
24x28	908	1210	198	1372
24x32	1029	1372	225	1555
24x36	1150	1533	252	1738
24x40	1271	1694	278	1920
28x40	1479	-	-	-
28x48	1760	-	-	-
30x40	1571	-	-	-
30x48	1870	-	-	-

Delivery Information

Normal delivery and set up are based upon the assumption that the site is level and accessible. Should site conditions require crew to spend extra time leveling or carry lumber more than 100', extra charges of \$1.50 per foot accrue.

Skid Layout



Optional Items for all smaller structures:

Steel Roof Package Per Sq.Ft..... Gables	\$1.50
.....Barnstyle & A-Frames	\$1.75
.....Cove & Skyview	\$2.00
6 Pitch Roof Per Sq. Ft.	\$0.35
Synthetic Felt Paper Per Sq. Ft.	\$0.25

Synthetic felt paper included on buildings over 200 SF.

Optional Items for Cabins, Loft Barns & Garages:

Steel Roof Package Per Sq.Ft..... Garages	\$1.00
.....Cabins and Loft Barns	\$1.25

Synthetic felt paper included with Cabins, Loft Barns & Garages

Terms:

- All buildings are C.O.D.
- \$100 Deposit with order.
- 10% deposit (on sales over \$5000.)
- Balance due when building is completed.
- Visa or Mastercard accepted for deposit, but cash or check preferred for balance due.
- Financing available with approved credit. Fees may apply.
- Security deposit is non-refundable.

Alpine Structures is not responsible for caulking, site preparation, building permits, zoning, or waste removal.

Distributed By

ALL STRUCTURES

724-678-3400

Contractor Number: **PA03933 | WV050269**