

# ROCKY VIEW COUNTY

Cultivating Communities

## Community Survey 2010 – Bow North



Rocky View County conducted a community survey to examine a variety of issues that would assist with planning of community services in 2010. County residents were sent survey questionnaires to complete and return by mail or online. This bulletin presents general findings of responses to a survey conducted with residents of Bow North about issues related to Recreation, Culture, Library and Historical Services. A total of 109 residents completed and returned questionnaires from the Bow North area. Further information about the survey and how it was conducted can be found at the end of this summary. A similar Community Survey was conducted with residents in 2005 and, wherever possible, comparative data are presented in this summary.

### Living in Rocky View County

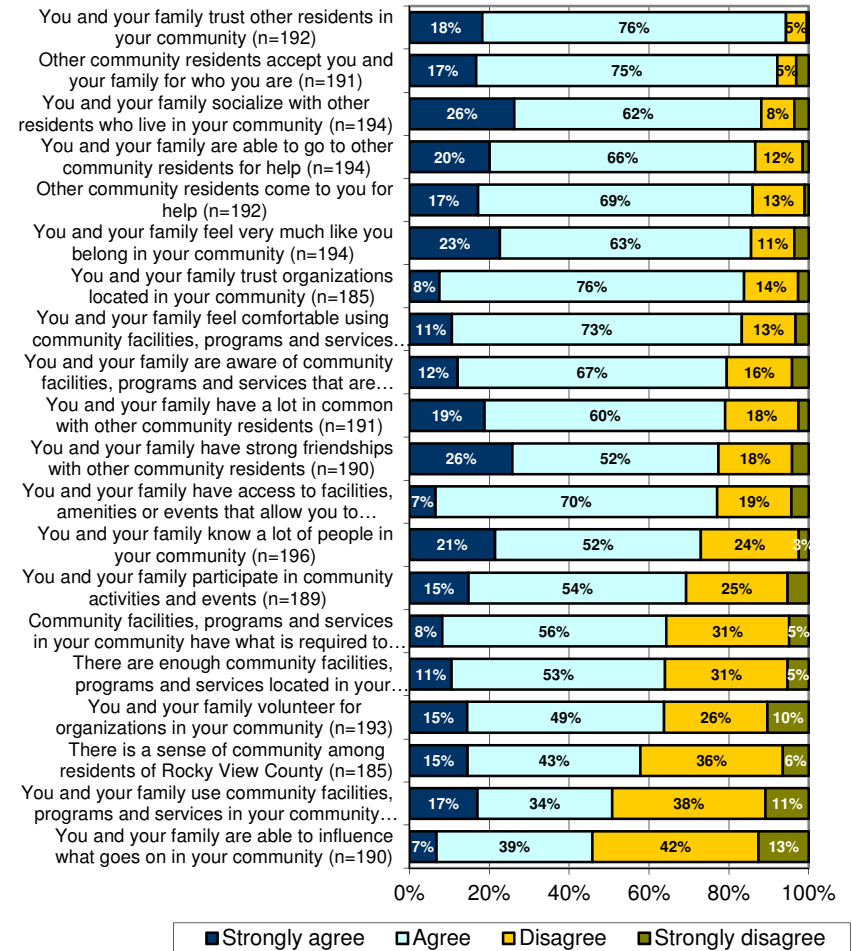
- Why did members of your household select Rocky View County as a place to live?

Factors	% of Respondents	
	2005 Survey (n=359)	2010 Survey (n=643)
Rural/small community atmosphere	69	81
Close to Calgary	57	54
Scenic and natural beauty of the area	58	26
Always lived in the County (e.g. born & raised)	17	19
Job or economic opportunity	11	7
Lot size/space	-	6
Move away from the city/raise a family/safer	-	4
Affordability	-	3
Housing opportunities	-	2
Other	-	1

### Sense of Community

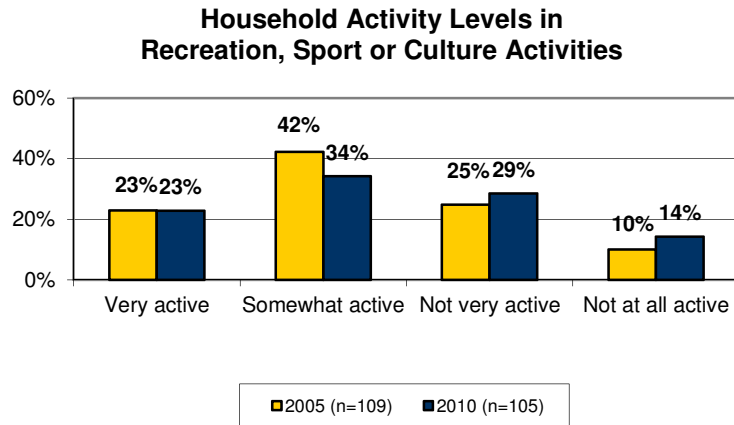
- Please indicate how much you agree or disagree with the following statements:

#### Sense of Community Issues

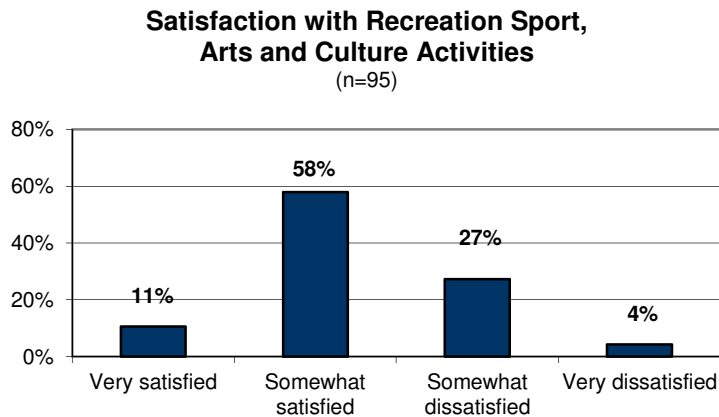


**Recreation, Sport, Arts and Culture**

- In terms of community, arts, culture, recreation, and sport activities, would you say that members of your household are:



- Overall, how satisfied are you with the community, arts, culture, recreation and sport activities undertaken by members of your household?

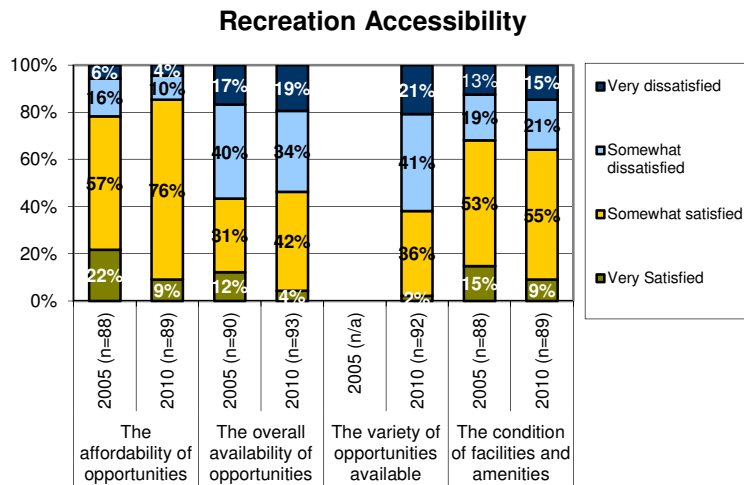


- If members of your household do not participate in community, arts, culture, recreation and sport activities as often as you would like, why is that?

Barriers	Barriers to Participation in Recreation, Sport or Culture Activities	
	% of Respondents	
	2005 (n=95)	2010 (n=104)
The right kinds of facilities/programs/services are not available	-	44
Not enough facilities/programs/services available	28	39
Facilities/programs/services too far away	35	32
Work commitments	53	31
Already participate as often as like	22	18
No time	-	18
Family commitments	30	16
Lack of awareness/information	15	15
Involved in other activities	13	14
Existing programs/services do not meet my schedule	-	13
Not interested	8	11
Not motivated	8	10
Nothing organized or available	8	10
Travel a lot	-	9
Too costly	17	8
Age	10	8
Facilities in poor condition	-	7
Current programs/facilities are full	3	3
Poor health	7	2
Inadequate facilities	25	-
Other	4	1

**Accessibility to Recreation Opportunities**

- In terms of community, arts, culture, recreation and sport activities, please indicate how satisfied or dissatisfied members of your household are with the following:



**Household Participation in Activities**

- We would like to understand your household's involvement in community, arts, culture, recreation and sport activities or programs.
  - Please indicate whether members of your household have participated in/used the following in the past 12 months.
  - For activities participated in/used: Where does participation or use **usually** occur? (Choose one only)

Activity	Participation and Location of Activity							
	Participation			Location of Respondents				
	Year	n=	Participating in Activity	n=	Rocky View County	Airdrie, Beiseker, Chestermere, Cochrane, Irricana	Calgary	Other
4-H Club	2010	102	8	8	38	38	13	13
	2005	99	6	4	100	-	-	-
Other children/youth organizations	2010	102	16	16	88	6	6	-
	2005	99	8	7	71	-	14	14
Attending personal development courses	2010	100	21	21	24	-	67	10
	2005	N/A	-	-	-	-	-	-
Attending career/job skills development courses	2010	100	16	16	6	6	81	6
	2005	N/A	-	-	-	-	-	-
Attending craft and hobby courses	2010	101	17	16	25	-	69	6
	2005	N/A	-	-	-	-	-	-
Doing a craft or hobby (not attending a course)	2010	102	37	36	47	3	36	14
	2005	101	26	24	25	8	42	25
Attending an agricultural exhibition	2010	104	31	31	16	19	52	13
	2005	N/A	-	-	-	-	-	-
ATV/off-road vehicles	2010	103	36	33	33	-	3	64
	2005	N/A	-	-	-	-	-	-
Baseball, softball, t-ball	2010	102	28	27	74	-	19	7
	2005	99	21	15	53	7	33	7
Basketball	2010	101	17	15	47	7	13	33
	2005	98	12	12	83	-	17	-
Community festivals and events	2010	103	70	68	81	4	12	3
	2005	N/A	-	-	-	-	-	-
Community based marching band/orchestra, school band	2010	101	17	15	80	13	-	7
	2005	99	12	11	55	18	27	-
Cross-country skiing	2010	101	16	14	36	-	7	57
	2005	N/A	-	-	-	-	-	-
Curling	2010	100	26	24	71	4	21	4
	2005	101	14	12	50	17	25	8
Cycling/biking	2010	101	68	67	75	3	13	9
	2005	102	55	49	86	2	8	4
Dance	2010	102	22	21	76	-	24	-
	2005	100	17	17	41	-	53	6
Day camps for children or youth	2010	103	25	24	46	21	21	13
	2005	N/A	-	-	-	-	-	-
Drama, theatre programs	2010	101	19	17	47	-	53	-
	2005	98	19	16	44	6	38	13
Figure skating	2010	102	17	15	80	-	7	13
	2005	98	17	17	59	-	35	6
Fitness training using cardio/weight training equipment	2010	103	38	37	41	-	51	8
	2005	N/A	-	-	-	-	-	-
Fitness -	2010	101	38	36	58	3	31	8
	2005	N/A	-	-	-	-	-	-



Participation and Location of Activity								
Activity	Participation			n=	Location of Respondents			
	Year	n=	Participating in Activity		Rocky View County	Airdrie, Beiseker, Chestermere, Cochrane, Crossfield, Irricana	Calgary	Other
movement/stretching - aerobics, yoga, Pilates	2005	N/A						
	2010	100	10	8	13	25	38	25
Football/rugby	2005	100	3	3	33	-	67	-
Formally organized dances or socials for children, youth or adult	2010	102	26	25	88	4	4	4
Formally organized card clubs & games	2005	100	24	24	88	4	4	4
Gymnastics/movement classes	2010	101	7	5	20	-	20	60
	2005	100	6	6	67	-	-	33
Going to community park/playground	2010	102	15	13	23	15	15	46
	2005	99	8	6	-	-	100	-
Going to live theatre (not movies)	2010	104	73	74	82	7	8	3
	2005	N/A						
Going to a musical performance or concert	2010	103	36	36	11	3	81	6
	2005	N/A						
Golfing	2010	104	51	51	24	4	67	6
	2005	N/A						
Using a public library	2010	102	57	57	56	4	21	19
	2005	N/A						
Horse back riding, equestrian activities	2010	103	35	35	17	23	51	9
	2005	N/A						
Ice hockey/ringette	2010	102	15	14	43	-	21	36
	2005	102	23	20	60	-	15	25
Lacrosse	2010	102	36	36	64	-	28	8
	2005	101	30	24	50	-	46	4
	2010	101	9	8	38	13	38	13
	2005	100	4	4	50	-	25	25
	2010	101	16	15	87	-	7	7
	2005	98	7	7	43	29	29	-
	2010	102	19	18	44	-	11	44
	2005	N/A						
Pre-school kids programs	2010	102	23	22	73	-	23	5
	2005	N/A						
Racquet sports	2010	101	13	12	25	-	58	17
	2005	100	10	10	60	10	30	-
Service clubs	2010	101	8	7	29	-	71	-
	2005	99	5	5	100	-	-	-
Soccer	2010	102	26	25	76	4	16	4
	2005	98	20	18	89	-	11	-
Social ice skating/skating for pleasure	2010	102	48	47	79	4	11	6
	2005	101	40	37	70	3	14	14
	2010	101	16	15	27	7	20	47
	2005	N/A						
Snowmobiling	2010	103	46	45	-	4	71	24
	2005	N/A						
Swimming lessons	2010	104	62	64	5	9	64	22

Participation and Location of Activity								
Activity	Participation			n=	Location of Respondents			
	Year	n=	Participating in Activity		Rocky View County	Airdrie, Beiseker, Chestermere, Cochrane, Crossfield, Irricana	Calgary	Other
or leisure	2005	N/A						
	2010	102	9	8	25	-	38	38
Track & field	2005	98	2	2	50	50	-	-
Visiting a museum, art gallery, interpretive centre	2010	102	48	48	8	-	54	38
	2005	N/A						
Volleyball	2010	102	20	19	37	16	26	21
	2005	N/A						
Walking, jogging, running outdoors	2010	102	74	74	81	3	7	9
	2005	103	72	63	73	-	16	11
Walking, jogging, running indoors	2010	101	31	31	48	3	35	13
	2005	100	20	16	25	6	63	6

**Household Interest in New Activities**

- What community, arts, culture, recreation and sport activities would members of your household most like to start doing regularly?

Activities of Interest		
Activity	of Respondents	
	2005 (n=46)	2010 (n=43)
Swimming	46	49
Fitness activities (e.g. yoga, Pilates, fitness training)	41	14
Hockey	4	14
Skating	13	14
Soccer	2	14
Dancing	2	7
Martial arts	13	7
Softball/baseball/T-ball	11	7
Walking, jogging, running	2	5
Racquet sports	9	5
Theatre/performing arts	4	5
Cycling	4	5
Music	4	5
Archery/shooting	-	2
Cross country skiing	-	2
Seniors' programs/activities	2	2
Curling	-	2
Equestrian activities	-	2
Golf	4	2
Clubs	2	2
Basketball	2	2
Football	4	-
Arts and crafts	7	-
Painting/sculpting/art	2	-
Girl Guides, Scouts, Brownies, Cubs	2	-
Bowling	2	-
Volleyball	2	-
Other	-	21

**Facility/Amenity Development and Maintenance**

- Throughout Rocky View County, funds are spent to ensure that residents have access to community, arts, culture, recreation and sport opportunities. Given some of the issues considered up to this point in the questionnaire, if you were given \$100 to spend, how much would you allocate to the following?

Average Allocation to Maintaining and Building Facilities/Amenities in Local Community (n=95)		
Allocation Option	Average Allocation	Maintaining/ Building
Maintaining existing indoor facilities/ amenities in local community	\$12.23	\$42.45
Maintaining existing outdoor facilities/ amenities in local community	\$9.50	
Maintaining trails/pathways in local community	\$7.65	
Maintaining parks in local community	\$6.62	
Maintaining playgrounds/tot lots in local community	\$6.46	
Building more indoor facilities/amenities in local community	\$30.05	\$57.55
Building more trails/pathways in local community	\$11.80	
Building more outdoor facilities/amenities in local community	\$5.77	
Building more playgrounds/tot lots in your local community	\$5.76	
Building more parks in local community	\$4.16	
<b>Total Amount to Allocate</b>	<b>\$100.00</b>	<b>\$100.00</b>



- Please consider the kinds of activities members of your household are currently involved in or would like to engage in and indicate the kinds of additional (new) indoor and outdoor facilities and amenities, if any, that you think are needed to better serve your household

Types of New Facilities/Amenities Needed in Community	
Facility/Amenity	% of Respondents (n=94)
No need	17
Swimming pool	40
Trails/pathways	11
Ice rinks/arenas	26
Exercise/fitness centre	5
Recreation Centre	18
Libraries	2
Tennis/racquet sports	4
Theatre/performing arts	2
Soccer	5
Gymnasium	7
New/bigger community hall	2
Programs	1
Curling	1
Water park	7
Playground	5
Senior housing/programs/activities	0
Park	1
Equestrian facilities	3
Retail amenities/restaurants	2
Baseball diamonds	2
Skateboard park	0
Dog park/off leash	1
Track	0
Archery/shooting ranges	0
Tobogganing hill	4
Meeting rooms	0
Multipurpose rooms/facilities	1
Campground	0
Horse trails	0
ATV/motorbike trails	0

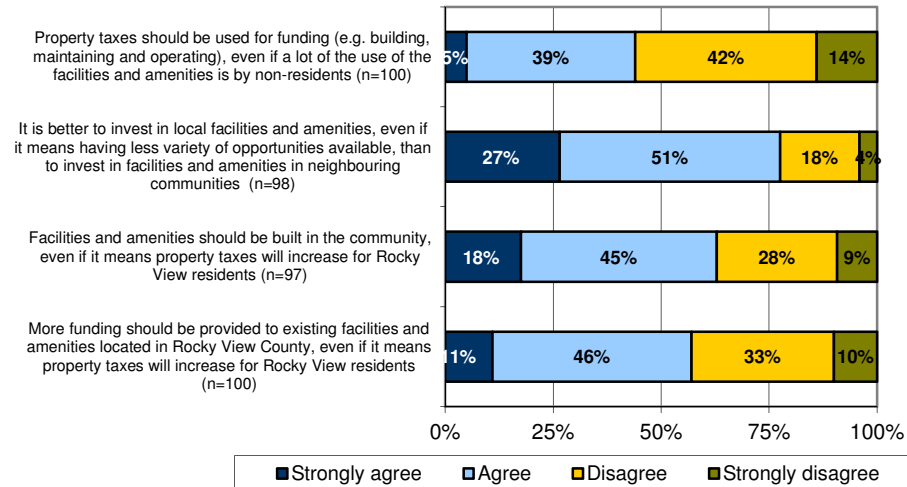
- Again, thinking of the issues presented above about building, operating and funding facilities/amenities, consider the following list of potential community, arts, culture, recreation and sport initiatives that might be developed by Rocky View County for the next 5 years. Please indicate which **two** you feel would be most important to develop. Please note, the items indicating developing facilities and amenities in neighbouring communities refer to ensuring more access for Rocky View residents in communities like Airdrie, Beiseker, Chestemere, Cochrane, Crossfield and Irricana.

Preferences for Development Options of Facilities/Amenities	
Development Option	% of Respondents (n=99)
Develop more trails/pathways in local communities	33
Develop more indoor facilities/amenities in local communities	64
Develop more outdoor facilities/amenities in local communities	22
Develop more indoor facilities/amenities in neighbouring communities	14
Develop more parks in local communities	5
Develop more trails/pathways in neighbouring communities	7
Develop more outdoor facilities/amenities in neighbouring communities	6
Develop more playgrounds/tot lots in local communities	17
Develop more parks in neighbouring communities	2
Develop more playgrounds/tot lots in neighbouring communities	0
There is no need for more facilities/amenities	4
Other	5
Don't know	5
Total	100



- There are a number of ways that community, arts, culture, recreation and sport facilities and amenities might be funded. One way is by property taxes. In almost all cases throughout Alberta, facilities and amenities that have public access are funded by property taxes. Funding refers to paying costs for building, maintaining and/or operating facilities and amenities. Please indicate the extent to which you agree or disagree with the following.

**Perceptions of Facility/Amenity Development and Funding**



- Please consider the types of community, arts, culture, recreation and sport activities that interest members of your household. In your opinion, what is the longest amount of time that members of your household would travel by personal vehicle (e.g. car, truck, motorcycle, etc.) to get to the following types of facilities or amenities for activities that you might regularly be involved in.

Longest Willing to Travel to Access Facilities/Amenities			
Facility/Amenity	Providing a Travel Time Response		% of Respondents Stating Would Not Use
	n=	Average Longest Travel Time	
Outdoor baseball/softball diamonds	93	12.9	48
Outdoor soccer (rectangular) fields	91	13.4	42
Fitness facilities	91	15.5	24
Gymnasiums	83	18.4	23
Swimming facilities	91	26.9	11
Public library	86	18.5	22
Indoor rinks	89	21.1	17
Outdoor rinks	88	14.6	23
Multi-purpose rooms	90	17.0	29
Performance theatres or stages	82	22.4	44
Trails/pathways	85	14.9	7
Parks	88	12.8	9
Playgrounds or tot lots	87	8.8	29

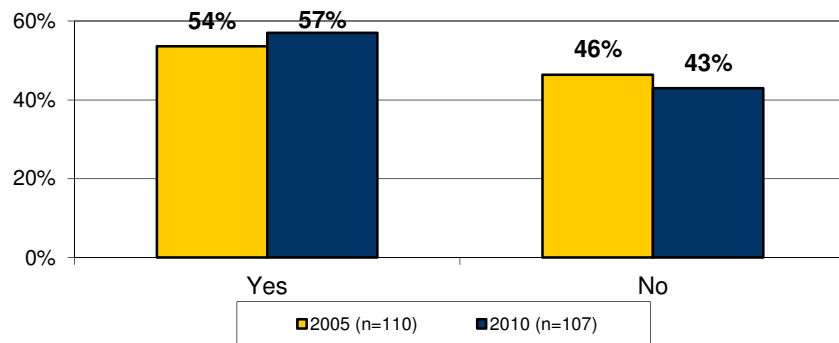


**Volunteering for Recreation, Sport, Arts and Culture Organizations**

- Has any member of your household volunteered in the past 12 months for any community, arts, culture, recreation and sport organizations?

**Volunteered for any Recreation, Sport, Arts or Culture Organizations**

(In the past 12 months)

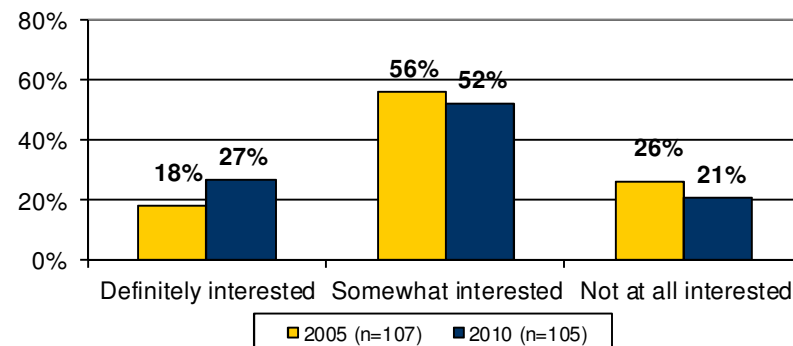


- For what reasons, if any, have members of your household not volunteered in the past 12 months for any community, arts, culture, recreation and sport organizations?

Reasons for Not Volunteering		
Reason	% of Respondents	
	2005 (n=45)	2010 (n=)
Work commitments	64	51
Family commitments	29	33
Involved in other activities	29	31
No children/children grown up	29	22
Haven't thought of it	9	13
Don't know how to get involved	7	7
Illness/poor health/age/disability	-	2
Volunteer outside of community	-	2
No time/too busy	-	2
Other	13	9

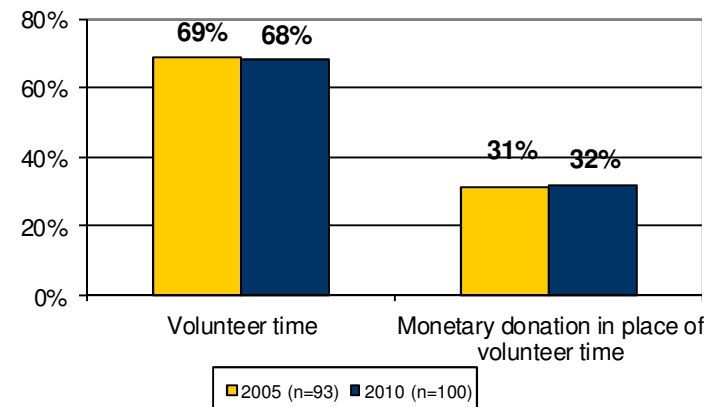
- Generally, how interested would members of your household be in volunteering for community, arts, culture, recreation and sport organizations in Rocky View County?

**Level of Interest to Volunteer for Recreation, Sport, Arts or Culture Organizations in the Rocky View County**



- If you had a choice, would members of your household prefer to provide volunteer time for any community, arts, culture, recreation and sport organizations or provide a monetary donation in place of volunteer time?

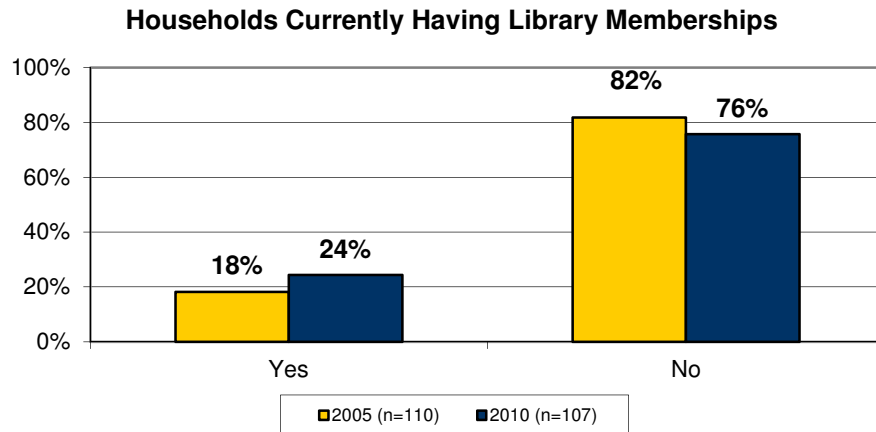
**Prefer to Volunteer Time or Provide Monetary Donation in Place of Volunteer Time**  
(For Recreation, Sport or Culture Organizations)



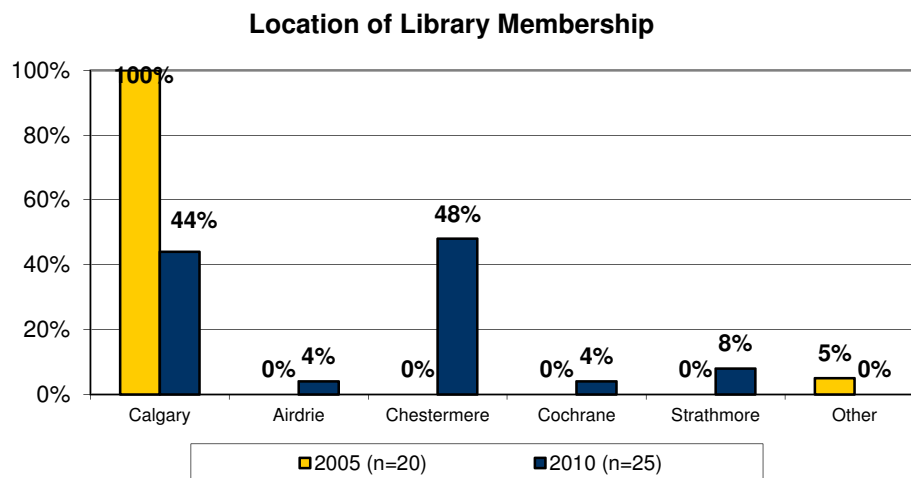


**Library Services**

- Do members of your household currently have a public library membership?



- Where do members of your household have a public library membership?




- Why do members of your household currently not have a public library membership?

Reason	% of Respondents	
	2005 (n=87)	2010 (n=80)
Poor location of libraries	47	54
Prefer to purchase books, magazines, etc.	31	41
Prefer to use Internet	38	29
Not enough resources at libraries	7	10
Costs too much	37	8
Currently in the process of obtaining library card	-	1
No interest/need	-	1
Use other libraries	-	1
Unaware of locations/information concerning libraries	-	1
Membership expired/need to renew	-	1
Other	14	5



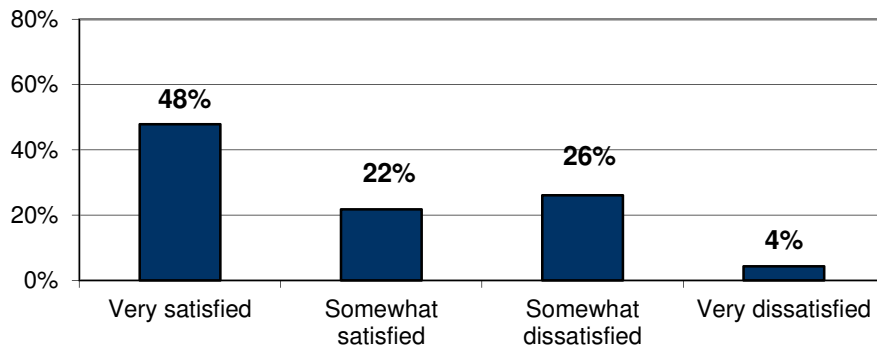
- Are you aware that Rocky View County has joined the Marigold Library System, which allows Rocky View County residents to use the Airdrie, Beiseker, Chestermere, Cochrane, and Irricana libraries without having to pay a non-resident fee (note: local library fees may apply)?

**Aware Rocky View County has Joined Marigold Library System**  
(n=105)



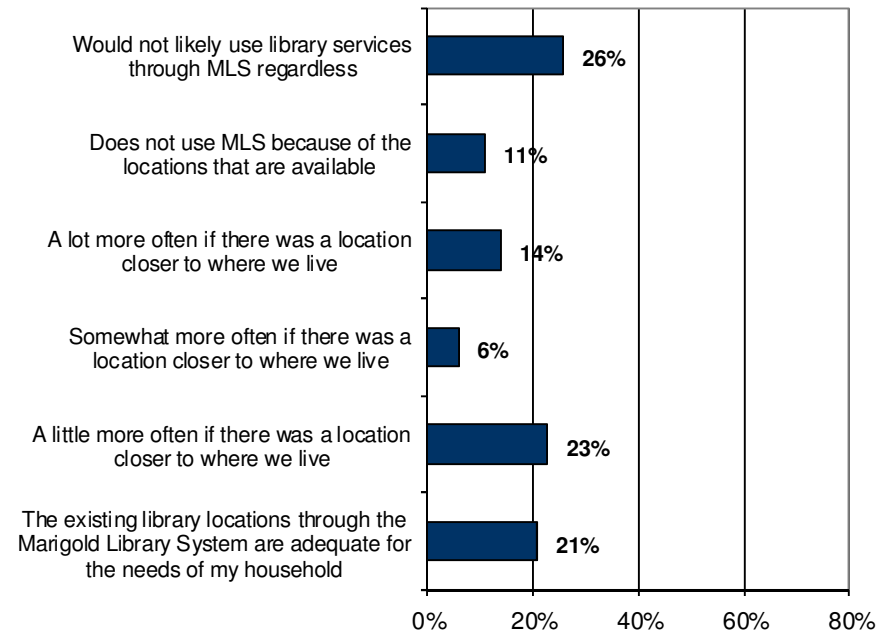
- Overall, how satisfied are you with the library services that are available through the Marigold Library System? Are you...

**Satisfaction with Library Services Available Through the Marigold Library System**  
(n=23)



- Which of the following statements best describes your opinions about library locations available to Rocky View County residents?

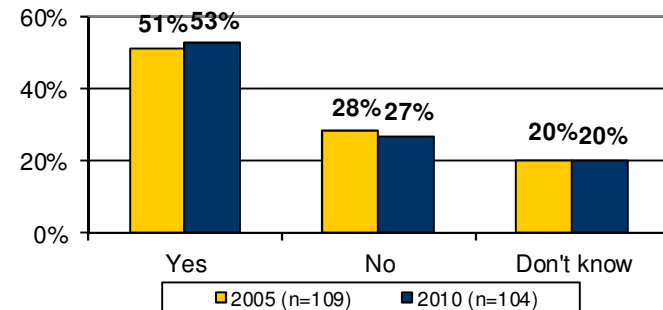
**Expected Use of Marigold Library System**  
(n=101)



**Trails and Historical Buildings/Areas**

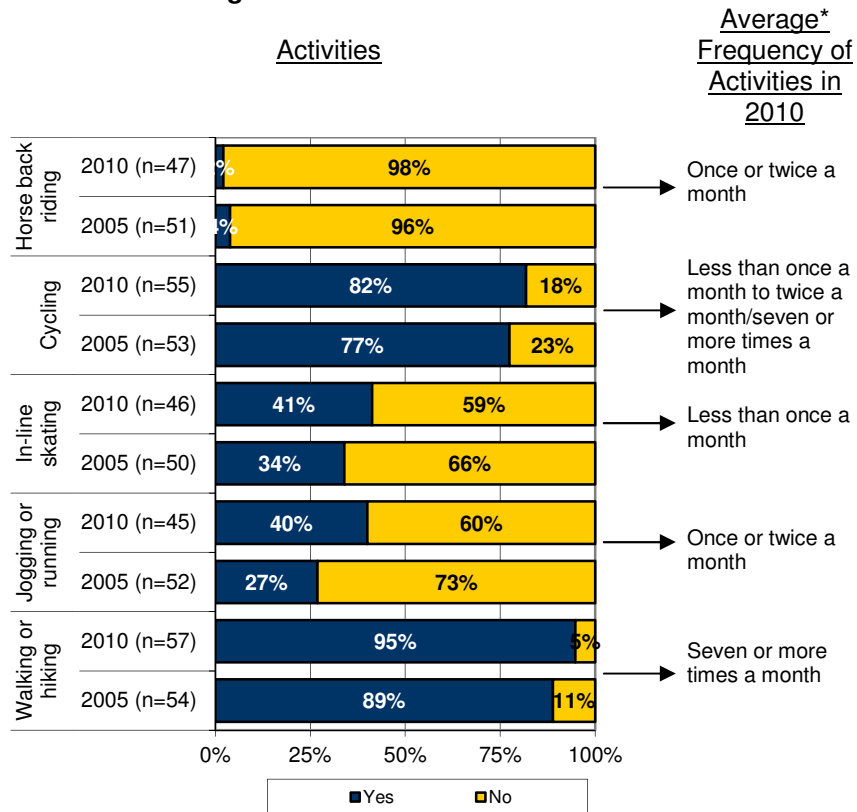
- Are there local trails in your area?

**Local Trails in Area**



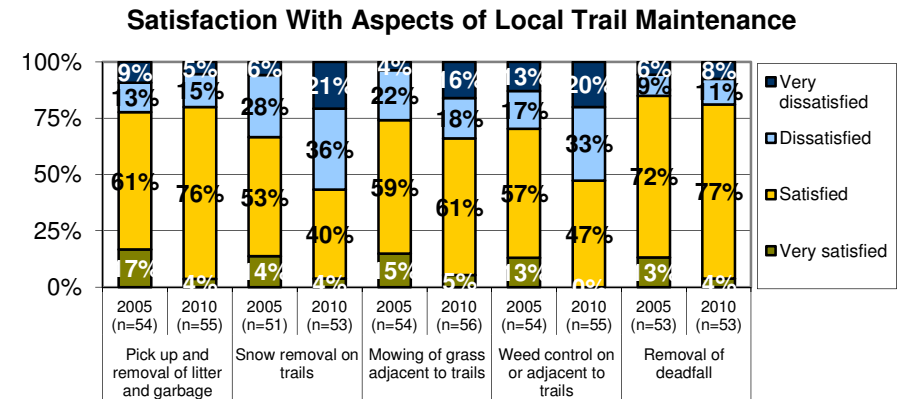
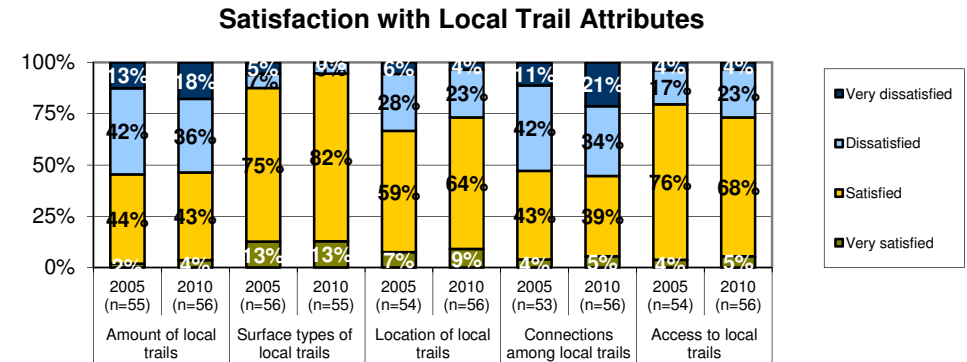
- We would like to understand your household's use of local trails.
  - a. Please indicate whether members of your household have used local trails for any of the following activities in the past 12 months.
  - b. *For activities that members of your household have used local trails in the past 12 months:* How often do members of your household use local trails to take part in the activity?

**Figure 6.2: Activities on Local Trails**



\*Average being mode response.

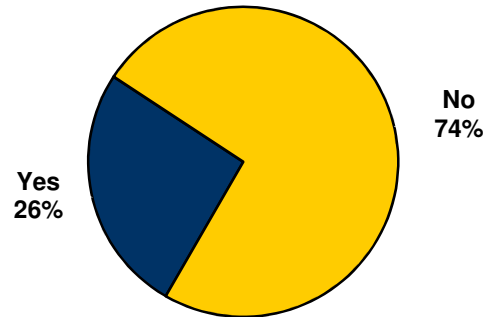
- How satisfied or dissatisfied are members of your household with the following attributes of local trails in your area?





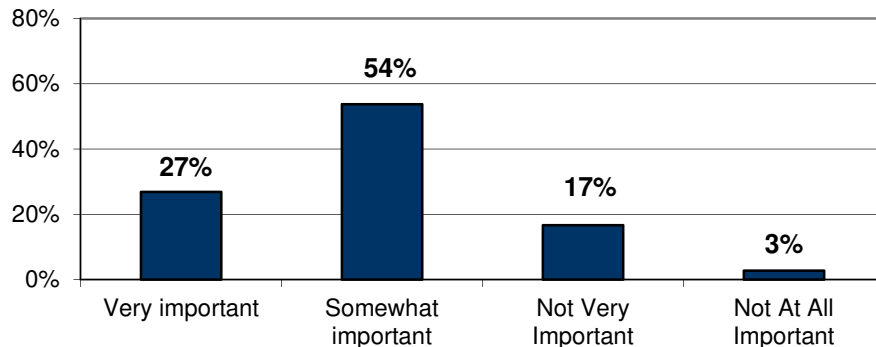
- In the past 12 months, have you visited a building, site or area that has historical significance within Rocky View County?

**Visited a Building, Site or Area of Historical Significance in Rocky View County In Past 12 Months**  
(n=108)



- How important do you think it is that buildings, sites or areas that have historical significance within Rocky View County are preserved?

**Importance of Buildings, Sites or Areas of Historical Significance within County Being Preserved**  
(n=108)



**Study Specifications**

- The RLCHS survey questionnaire was sent to approximately half of resident households.
- The questionnaire for the RLCHS survey was designed by HarGroup in consultation with Rocky View County.
- A group of recreation stakeholders were consulted to develop issues to address in the questionnaire.
- Questionnaires were sent to the survey sample in November 2010 and respondents were asked to submit their completed questionnaires in the first week of December 2010. However, completed questionnaires were accepted until mid February 2011.
- Respondents could complete the questionnaire and return it by mail or use an online form to participate in the survey.

Household Demographic Profile				
Characteristics	Descriptors	% of Survey Respondents		Census Data <sup>1</sup>
		2005	2010	
Household Composition	(n=)	(105)	(109)	n/a
	Couple with kids living at home	59	63	
	Couple without kids living at home	31	28	
	Single parent household	2	3	
	Living alone	3	4	
	Living with roommates	1	2	
	Living with extended family	4	1	
	Other	1	-	
Total	100	100		
Age of Household Members/Demo	(n=)	(338)	(353)	30 28 34 8 100
	Newborn to under 20 yrs	35	37	
	20 yrs to under 45 yrs	39	37	
	45 yrs to under 65 yrs	21	21	
	65 yrs or older	5	4	
Total	100	100		
Length of Residency	(n=)	(109)	(108)	n/a
	Less than 5 yrs	40	40	
	5 yrs to less than 15 yrs	45	42	
	15 yrs or more	16	19	
Total	100	100		
Household Income	(n=)	(80)	(95)	n/a
	Under \$100,000	50	40	
	\$100,000 to \$149,999	36	37	
	\$150,000+	14	23	
Total	100	100		
Residence Within the County	(n=)	(108)	(108)	n/a
	Live in Rocky View County	97	100	
	Do not live in Rocky View County	3	-	
Total	100	100		

<sup>1</sup> Source: 2006 Federal Census (Statistics Canada).