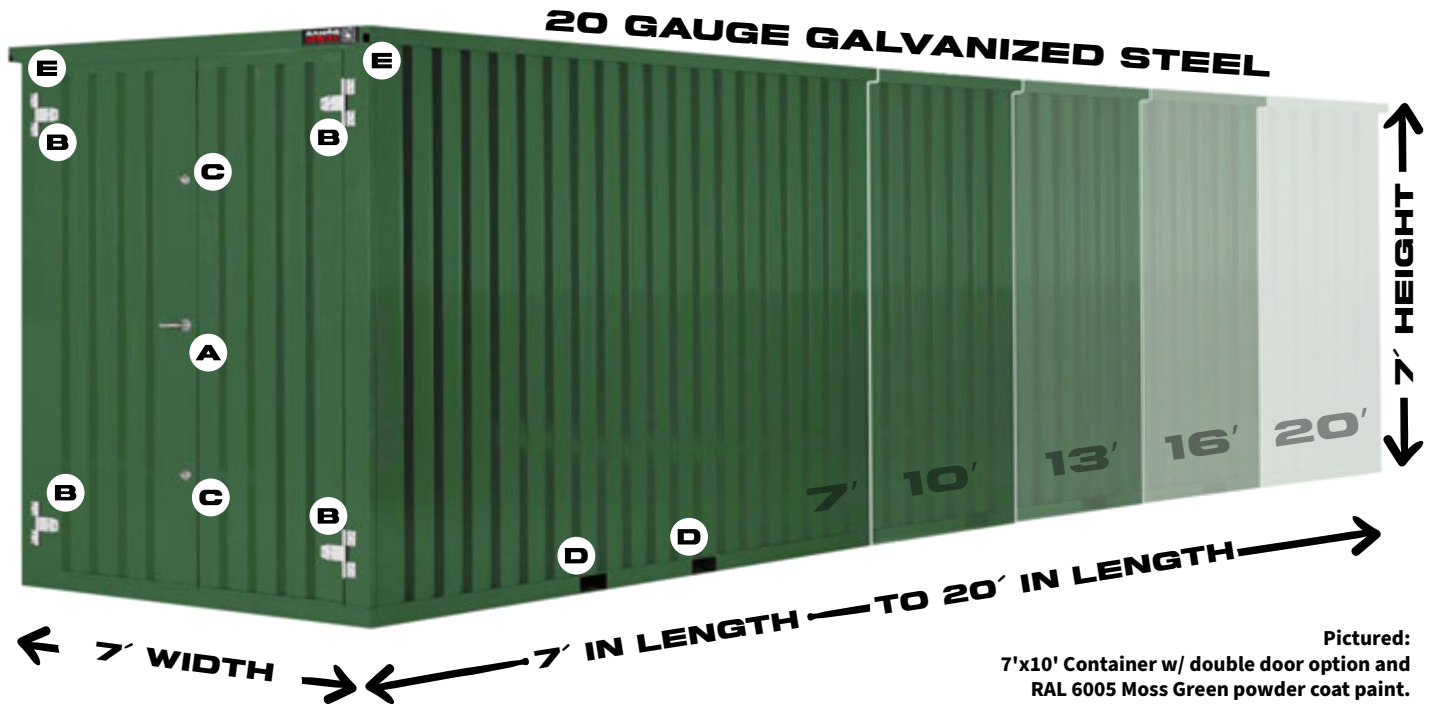


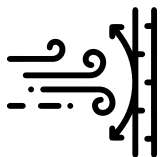
ARMORCLAD E-SERIES CONTAINERS

STORE. MOVE. PROTECT.




AVAILABLE SIZES: 7'X7' | 7'X10' | 7'X13' | 7'X16' | 7'X20'


- A** EZ Double Door Handle
- B** Quality Hinges
- C** 2 High-Tech Locks
- D** Fork lift Pockets
- E** Built-in Rain Gutters



140 MPH WIND RATING




135 LBS. SQ. FT. SNOW LOAD RATING



1.5 HOUR FIRE RATING



MAX STACK
STACK UP TO 4 HIGH



DOUBLE DOOR

69" width



EZ SHELVES

Steel Shelves easily install



EZ RAMPS

Steel Entry Ramps



EZ LINKS

Link side to side



59 Beta Shoe Factory Acc Rd.
Beverly, WV | 26253 | US



info@armorclad.com



1-304-969-1700 Corp. Office

ARMORCLAD.COM



**CUSTOMIZE
YOUR NEEDS**

ARMORCLAD
STORE. MOVE. PROTECT.

Specifications		C77	C710	C713	C716	C720
Exterior	Length (in.)	84	116.2	152.6	192.2	231.5
	Width (in.)	84.3	84.3	84.3	84.3	84.3
	Height (in.)	81.5	81.5	81.5	81.5	81.5
Interior	Length (in.)	77.8	110	146.4	186	225.3
	Width (in.)	78	78	78	78	78
	Height (in.)	76.4	76.4	76.4	76.4	76.4
	Sq. (ft.)	42	60	79	101	122
	Cu. (ft.)	268	379	505	641	777
Doorway	Height (in.)	74	74	74	74	74
	Width (in.)	49 or 69	49 or 69	49 or 69	49 or 69	49 or 69
Component Weight	Roof (lbs.)	80	182	258	343	402
	Long Wall x2 (lbs.)	80	110	144	182	219
	End Wall (lbs.)	68	68	68	68	68
	Door Wall (lbs.)	150	150	150	150	150
	Base (lbs.)	204	261	305	485	632
	Total Weight* (lbs.)	662	881	1069	1410	1690
Floor	Type	OSB/PLY or Custom	OSB/PLY or Custom	OSB/PLY or Custom	OSB/PLY or Custom	OSB/PLY or Custom
Walls/Roof	Galvanized Steel (ga.)	20	20	20	20	20

* Dimensions are based on general manufacturing estimates.



*Custom
Designs*

STORE. MOVE. PROTECT.

- Custom colors available
- Temporary or permanent construction
- Stacks up to 4 high
- EZ Accessory compatible
- Fully modular
- Make any length you want with EZ-End Link Kits
- Widths up to 14' with EZ-Side Link Kits



IMPRINT AREA