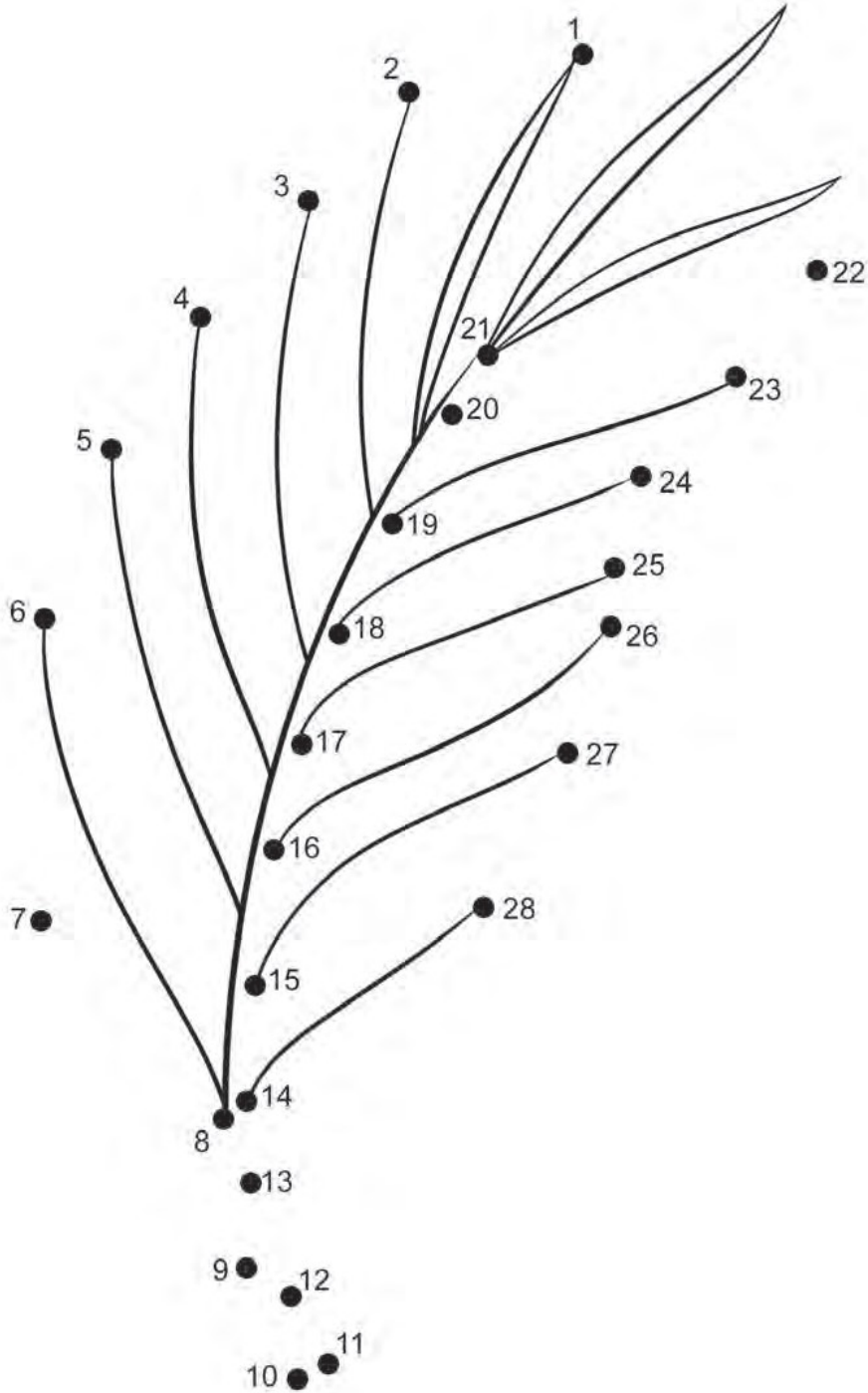


# 4A

## Palm Dot-to-Dot – Puzzle (Preschool)


In today's Bible story, Jesus is welcomed into Jerusalem with waving palms. Solve the dot-to-dot below to find a palm!



# Stained-Glass Window – Art (Younger Elementary)

Some churches have beautiful stained-glass windows? Color the stained-glass window below using the instructions below.

- 1 - gray
- 2 - brown
- 3 - dark brown
- 4 - dark gray
- 5 - blue
- 6 - dark green
- 7 - light green



## Holy Week Word Search – Puzzle (Older Elementary)

Holy Week is the time when we remember Jesus coming into Jerusalem for Passover, being arrested, killed on a cross, buried, and rising from the dead. There are nine words related to Holy Week in the word bank below. Find the words hidden in the word search.

Created with TheTeachersCorner.net Word Search Maker

T A Q W U E L Y O N I T Z M L I A Q Z R  
 P Z W D J Q X A S D G T K U C N N R C G  
 W B M F U I M N Z N D J Z R G T V B H L  
 J O V A B W M U Y Q I M U D Q V Q U A L  
 O Y G Z I U V Q N E X Z F N I F O G D B  
 D O U D N B Q Y L Z X P K N A G R N M R  
 Q C R O W D Y H C F V A W F G K Z N A V  
 F L A I R U B O N X C L G L A G Z J K E  
 O C A L N A R C I O C M S F S S O R C K  
 V A F M Q D X A J N S S Q K W Q F J H D  
 A I M I G L B P K O I Q G J D T P J N T  
 L J Q O N G M T H H B F A S O Z J Q N Q  
 M N E Q Q G K H H U V F R B N T T P P K  
 O C S V K U S O I T S I D A K U R S I U  
 U A I Y P J T R S U P P E R E S Q Z C S  
 L H P R J A P Q T W Y Q N R Y B T A W H  
 X C Z A W R Q P Q F K L F E T M F X I U  
 N D H Y A J T V J K S S U S E J Y M P G  
 T E M D T K Q Q T L B L M T V Y Q F O G  
 Y V S X C N I F O K O S N C O Q A J X T

**ARREST**  
**BURIAL**  
**CROSS**

**CROWD**  
**DONKEY**  
**GARDEN**

**JESUS**  
**PALMS**  
**SUPPER**

# Names of Jesus Word Art – Spiritual Exercise

In the Bible, there are many names for Jesus. In the word art, find 18 different names for Jesus. Some words are shown more than once. A complete list of the names show in the art can be found on p. 42 of the Leader Guide.



## Empty Tomb Croissants – Snack

### INGREDIENTS:

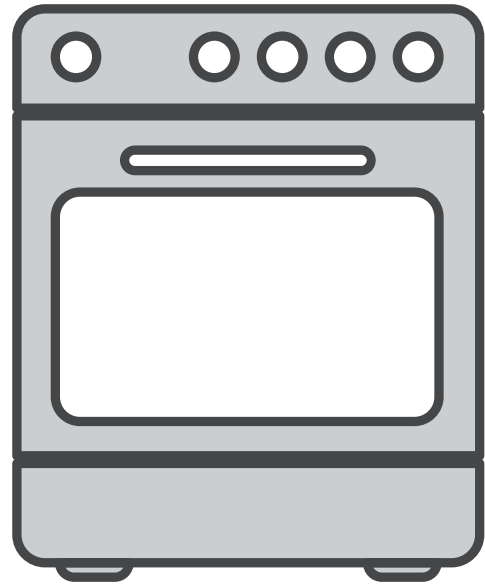
1 or 2 cans of refrigerated crescent rolls

regular marshmallows

1 stick of butter, melted

1 or 2 cups of cinnamon sugar

- Instruct all kids and helpers to wash their hands well.
- Roll out the crescent rolls and separate them.
- Hand a sheet of waxed paper to each kid in your class.
- Invite the kids to put a dough triangle on their sheet of waxed paper.
- Place a bowl of melted butter where kids can reach it. Also, place a bowl with cinnamon sugar nearby.
- Invite the kids to dip one marshmallow in the melted butter.
- Have them roll their marshmallows in the cinnamon and sugar mixture, coating them evenly.
- Show the kids how to place one butter and cinnamon sugar coated marshmallow in the middle of their dough triangle. Have them pull up the ends of the triangles wrapping the dough around the marshmallow. Make sure the marshmallow is completely sealed.
- Use the remaining butter to brush the tops of the "tombs." Sprinkle a little cinnamon sugar on top.
- Bake them on a cookie sheet at 375°F for fourteen minutes or until the tops are golden brown. Let them cool for one minute on the cookie sheet.



# Palm Sunday and the Cross

Matthew 21:1-11; 27:32-66

Jesus and his disciples came to Jerusalem.

**Jesus rode into Jerusalem on the back of a donkey.**

The people spread their clothes on the road.

**People waved palm branches and shouted, "Hosanna! Hosanna!"**



The whole city was excited for Jesus to come to Jerusalem.

**But later, everything changed.**

Jesus was arrested.

**Some people said that what Jesus was doing was wrong.**

They said that Jesus had to die as a punishment.

**Jesus was put on a cross. Jesus died.**

Jesus was buried in a tomb.

## FAMILY DEVOTION

**BIBLE PASSAGES: MATTHEW 21:1-11; 27:32-66**

Remember, **Easter Sunday** is next **Sunday, April 4**. This week, read two stories: Matthew 21:1-11 and Matthew 27:32-66.

*The two stories are different. One is happy and one is sad. Draw a picture of Palm Sunday on one side of a piece of paper. On the other side, draw a cross. God is with us in happy times and in sad times too.*

## Palm Sunday and the Cross – Weekly Take-Home

