

Welcome Zone



Things you may need

Bible or online access (Printer optional)

Craft material, paper, scissors, recycling, colours, magnets for fridge

World Ball or map


Lace and Beads

Balloons

Pebbles, paints and pens

Please contact sharon.sookrah@harpendenchurch.com for further info. or a bead kit

How are you feeling? Write or draw in the circle

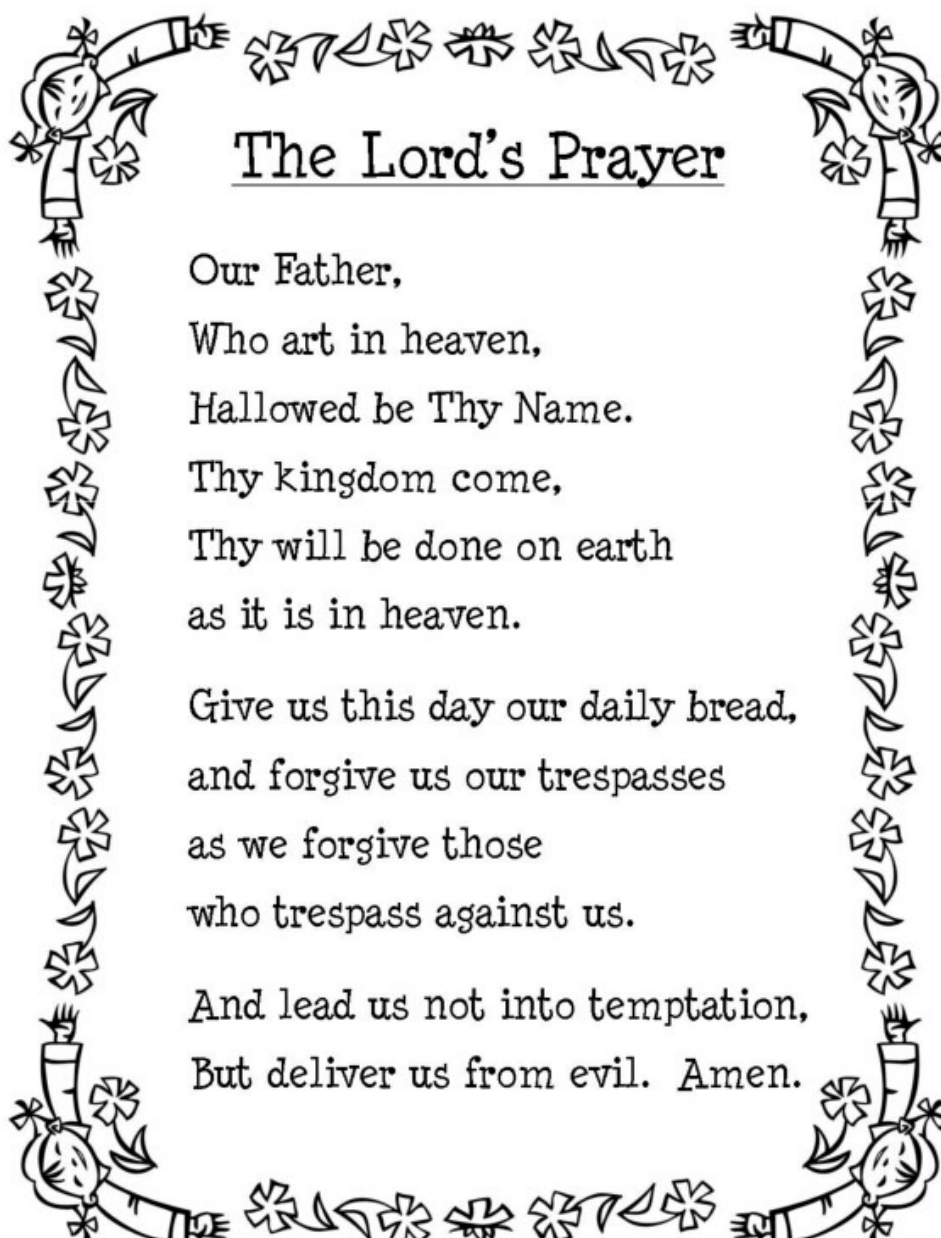


Sad, unwell, okay, fearful, isolated, nervous, kind, cheerful, prayerful, frustrated, sharing, loving ...

Reflective Zone



Colour the picture and pray





Story Zone




The Lords Prayer

Click the link

Lords' prayer video https://youtu.be/69JT4zsV_uY

<p>The Lord's Prayer Our Father in heaven, hallowed be your name,</p> 	<p>Your kingdom come, your will be done, on earth as in heaven.</p> 	<p>Give us today our daily bread.</p> 
<p>Forgive us our sins as we forgive those who sin against us.</p> 	<p>Save us from the time of trial and deliver us from evil.</p> 	<p>For the kingdom, the power, and the glory are yours, now and forever. Amen.</p> 

Colouring & prayer Zone



For thine is the kingdom and the power and the glory
Forever and ever Amen

The words “For thine is the kingdom, and the power, and the glory, forever” (or similar) a doxology. The word “doxology” is from the Greek doxologia, meaning “glorifying” or “praising God,” often found at the end of a prayer or hymn.

Think about how the prayer makes you feel?



What does the prayer mean to you?

What is your favourite part of the prayer?

How do you feel when you say Amen?

Craft Zone



Make prayer hands for your window



You will need card, scissors and a pen
Hang the hands on the fridge or a window

Craft Zone



Pray with your hands ...




Handprint Prayer Hand

You will need

Card, magnet, scissors and pens


1. Draw around your hand on card or paper
2. Cut out the hand shape on the card
3. Write your prayer on the fingers
4. Pray your prayers
5. Place the magnet on the back and display on the fridge

Puzzle Zone




JESUS TEACHES HOW TO PRAY

Follow the path to Jesus.



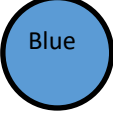
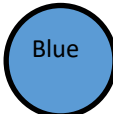

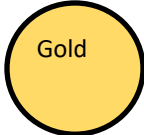
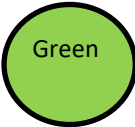





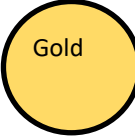

Amen

Puzzle Zone



Jigsaw puzzle to learn the Lords Prayer


Colour the picture in the colours that match the prayer bracelet beads, cut out along the bold lines, then arrange the pieces back together again

 Blue	Our Father	Who art in Heaven	 Blue
 white	Hallowed be thy name	Thy kingdom come	 Gold
 Green	Thy will be done on earth as it is in heaven	Give us this day our daily bread	 Yellow
 Red	And forgive us our trespasses	As we forgive those who trespass against us	 Red
 Orange	Lead us not into temptation	But deliver us from evil	 Orange
 Gold	For thine is the kingdom and the power and the glory forever	Amen	 Rainbow

Action Zone



Make a cube to help you pray



You will need

1. Template
2. scissors
3. Glue
4. Card optional

1. Cut out along the lines
2. fold along the lines and the tabs
3. Glue the tabs
4. Stick together
5. Roll
6. Pray

Take It in turns to roll and pray

Print this out, stick it onto thin card and then cut out and glue together the cube.

Roll the cube and pray whatever lands face up!

Prayer cube

Action Zone



Prayer Pebbles ideas



You will need

1. Pebbles
2. paint
3. pens
4. PVA glue or lacquer to coat
5. brushes

Decorate pebbles

1. Painting stones white first helps the colours stand out (optional)
2. Design your pebble on paper (optional)
3. Draw and paint pebble
4. Pray

Link for lacquer <https://www.amazon.co.uk/s?>



Link for pens to paint rocks <https://www.amazon.co.uk/s?>

[k=pens+for+rock+painting&hvadid=79920783437361&hvbmt=be&hvdev=c&hvqmt=e&tag=mh0a9-21&ref=pd_sl_6ra8t1v4jh_e](https://www.amazon.co.uk/s?k=pens+for+rock+painting&hvadid=79920783437361&hvbmt=be&hvdev=c&hvqmt=e&tag=mh0a9-21&ref=pd_sl_6ra8t1v4jh_e)



Music Zone



Songs

Click the links to play whilst doing the activities

My God is so big <https://youtu.be/yiWYtwFt9Jc>

In Christ alone <https://youtu.be/16KYvflc2bE>

Shout to the Lord https://youtu.be/5_alauL2xKA

Glorify thy name <https://youtu.be/x1JilxU-F7o>

This I believe <https://youtu.be/FtUNQpu2b7Q>

The Lord is gracious and compassionate https://youtu.be/WwNbNPygt_8

In Christ alone <https://youtu.be/16KYvflc2bE>

Play with balloons watch them float whilst listening to music and pray for your family & friends



Reflective Zone



Look at the Painting & click the link to play the music



The Lords prayer— https://youtu.be/3PyInyZn_0M

How does the painting and music make you feel?



WITH US @ URC HARPENDEN



The United Reformed Church

The Lords' Prayer Bracelet

You will need—Thread, string and coloured Beads

As you wear the bracelet remember to pray



Green reminds us of the world




Rainbow beads remind us of God's promises



Letter beads are good for a message



Heart beads remind us of God's love



Red Reminds us of Jesus



Gold reminds us of God's heavenly Kingdom

The Lord's Prayer Bead Bracelet

Blue is the color of fathers, represents holiness.
 Purple is a majestic color.
 Green is the color of the Earth.
 Yellow reminds us of wheat.
 Red reminds us of Jesus' blood.
 Orange is the color for the darkness of evil and temptation.
 Gold reminds us of God's heavenly kingdom.






Emotions beads












Reflective Zone





Make a Lords prayer bracelet








 **The Lords Prayer Bracelet** 

1. **Blue** represents—Our Father 
2. **white** represents—Holiness 
3. **Gold** represents—Kingship 
4. **Green** represents—The earth (a field) 
5. **Yellow** represents—Daily bread 
6. **Red** represents—Jesus and forgiveness 
7. **Orange** represents—temptation 

 **The Lords Prayer Bracelet** 

1. **Blue** represents—Our Father 
2. **white** represents—Holiness 
3. **Gold** represents—Kingship 
4. **Green** represents—The earth (a field) 
5. **Yellow** represents—Daily bread 
6. **Red** represents—Jesus and forgiveness 
7. **Orange** represents—temptation 

 **The Lords Prayer Bracelet** 

1. **Blue** represents—Our Father 
2. **white** represents—Holiness 
3. **Gold** represents—Kingship 
4. **Green** represents—The earth (a field) 
5. **Yellow** represents—Daily bread 
6. **Red** represents—Jesus and forgiveness 
7. **Orange** represents—temptation 

 **The Lords Prayer Bracelet** 

1. **Blue** represents—Our Father 
2. **white** represents—Holiness 
3. **Gold** represents—Kingship 
4. **Green** represents—The earth (a field) 
5. **Yellow** represents—Daily bread 
6. **Red** represents—Jesus and forgiveness 
7. **Orange** represents—temptation 

Thread the beads on a band or ribbon and use it as a reminder to pray the Lords Prayer, if you would like a kit please contact us.
sharon.sookrah@harpendenchurch.com

Reflective Zone



Make a Lords prayer bracelet

The **Gold** bead represents temptation

What **Gold** things remind you of Gods kingdom, Glory & praise

Blessed be your name <https://youtu.be/eUPwGVq7f10>



Thread the beads on a band or ribbon and use it as a reminder to pray the Lords Prayer, if you would like a kit please contact us.

sharon.sookrah@harpendingchurch.com

Prayers & Blessing Zone



Look at the countries &
pray for the world. Pray
for the coronavirus to
cease.

Lord God, We thank you for your provision and
goodness.

We pray for the world and your power over all
things

Bless our family, friends & neighbours

Protect & keep us all safe.

For thine is the kingdom and the power and the
glory forever & ever.

Amen