

# CONNECT

WITH US @ **URC HARPENDEN**



*The*  
**United  
Reformed  
Church**

[Harpenden Church.com](http://Harpenden Church.com)



## Christmas 2020

We hope you enjoy these ideas and activities

For further info please contact [sharon.sookrahurc@gmail.com](mailto:sharon.sookrahurc@gmail.com)

Checkout our URC Harpenden FB page


CONNECT

WITH US @ URC HARPENDEN



# Welcome Zone


How are you feeling today ? Share or Write or draw in the circle



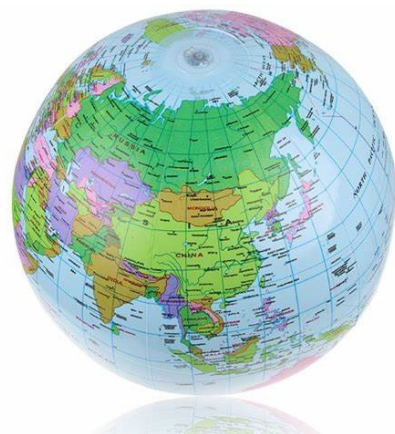
Good, ready, helpful, confused, frightened, fearful, happy, kind, excited, lonely, generous, unkind, caring, loving....

## Things you may need this week

### Materials used this week



1. Online access (printer)
2. Craft material, card, paper, pencils, glue, a bag, some goodies.
3. Emoji balls or stickers
4. Templates
5. Lolly sticks





WITH US @ URC HARPENDEN



# Colouring Zone

The Nativity to Colour and listen to the story



<https://youtu.be/mvrgBMvz1IM>



WITH US @ URC HARPENDEN



## Craft Zone



## Paper Chain Tree



Cut strips of paper, decorate and write thank you prayers on the strips. Then Join together and display.



WITH US @ URC HARPENDEN



Craft Zone



## Hand print Christmas Tree



Make a card for someone special

Make handprints in the shape of a tree and decorate.



WITH US @ URC HARPENDEN



Craft Zone



## Stars

A star led visitors to Jesus



<https://youtu.be/NI-jjK2iGn0>

Make tree trims from lolly sticks and buttons

Arrange the sticks and glue

Decorate with buttons and pom poms,

Add a thread to hang

## Craft Zone



## Wreaths tree trims



A circle has no ending.  
Gods love also has no  
ending and lasts forever,  
Evergreens are also ev-  
erlasting in the winter  
season,  
The evergreen reminds  
us that God is eternal  
and everlasting

Make tree trims from oddments of thread and ribbon

Cut out the middle of a circle and wrap thread  
around the circle. Decorate the wreath.

Add a thread to hang



Craft Zone



Tree trims



Make tree trims from oddments of thread and card

Cut out strips of card. Decorate the wreath.

Add a thread to hang

## Action Zone



### Nativity Pebbles

Have a go!!

Arrange or paint pebbles



Things you may need.

1. pebbles
2. Blue tak
3. Glue
4. Fabric oddments
5. Straw
6. Linen
7. paint



WITH US @ URC HARPENDEN



## Music Zone



Silent night video <https://youtu.be/sYwRV7WHzm8>

O little town of Bethlehem <https://youtu.be/qaz2QGza1fQ>

Once in royal David city <https://youtu.be/1RC34N1TfCQ>

While shepherds watched their flock by night

<https://youtu.be/eSyUvOUZwxQ>

Calypso Carol <https://youtu.be/W1UI5Ko34XQ>

Make instruments with bells and make a joyful noise



CONNECT

WITH US @ URC HARPENDEN



## Action Zone



Take a selfie or picture and pray for yourself and your family and friends



Remember you are special to God this Christmas



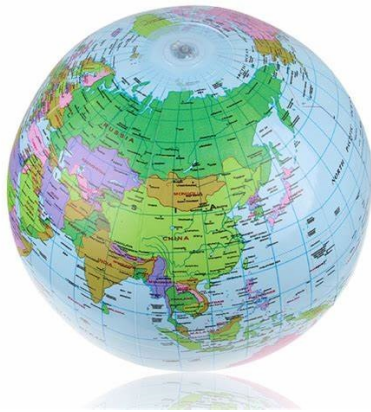
WITH US @ URC HARPENDEN



## Blessing Zone

### Blessing

Hold your Atlas, map or world ball look at the world, pray for the world.



Tea spoon Prayers—write on a wooden teaspoon

T—Thank you God for .....

S—Sorry God for the wrong things .....

P—Please God help us .....

Lord we

Thank you God for keeping us safe in your loving care

Lord God, thank you for your Son and His love

We ask you bless us all this Christmas time

Amen