





With Us

Palm Sunday 5th April —things you will need to join in at home.

1. A picture of a donkey, draw, print or buy, this is for a game for of pin the tail on the donkey.
2. A bible or online access for story and a pic of world/world ball
3. Pens, stickers glue and coloured paper, lolly stick or stick/twig

Reflect— on how are we doing and feeling? Circle the emoji that you feel like! Or draw a new emoji or several as we may have mixed emotions and feelings.



How are you Feeling Today ?

Draw a picture or write in
the circle

Connect



With Us


Palm Sunday—5th April 2020
The beginning of Easter week.

Share with other about the way you feel, He cares for us, our family and friends.

God is good (parents)—All the Time (Children)

All the time (children)—God is good (parents)

Lord we hold our hands out, be with us today and the coming week . Amen



Play a game of pin the tale on the donkey—This introduces the story of palm Sunday

You can order a game, print off the internet or make your own game by drawing and cutting out a donkey on a large piece of paper or wallpaper or newspaper (recycle if you can). Keep thinking about looking after the environment.


Connect



With Us

Lets sing— <https://www.youtube.com/watch?v=lmhecIz23Hc> (this is the full version)

Ho, ho, ho, hosanna,
ha, ha, hallelujah,
he, he, he, he loves me,
And Jesus is his name



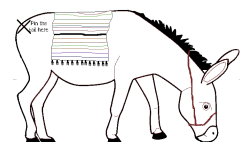
Story time—Read the palm story page 361 story 318 in the children's bible in 365 stories or mark 11 (see the next page)

Think or imagine how dark it was when you play pin the tale on the donkey. It's difficult when you can't see things, everything is much harder when we can't see what we are doing. Life is difficult and hard when we don't see and know Jesus in our lives. Jesus led the way in the palm Sunday story and the people followed.

Close your eyes—Think about how Jesus sat on the donkey with the people waving and singing in the street with so much joy, singing Hosanna, save us . It is only Jesus that could save and help the people and bring the people Joy. Jesus can still bring joy to us today, save us Lord Jesus we ask.

Think about the things in our lives that we would like Jesus to lead us in and help us with. He is the rescuer and Lord.

Amen.





The Triumphant Entry into Jerusalem Mark 11 –1-11

With Us
מִיָּמֵינוּ

Other references to the story are (Matthew 21.1-11; Luke 19.28-40; John 12.12-19)


1As they approached Jerusalem, near the towns of Bethphage and Bethany, they came to the Mount of Olives. Jesus sent two of his disciples on ahead 2 with these instructions: “Go to the village there ahead of you. As soon as you get there, you will find a colt tied up that has never been ridden. Untie it and bring it here. 3And if someone asks you why you are doing that, say that the Master needs it and will send it back at once.”

4So they went and found a colt out in the street, tied to the door of a house. As they were untying it, 5some of the bystanders asked them, “What are you doing, untying that colt?”

6. They answered just as Jesus had told them, and the crowd let them go. 7They brought the colt to Jesus, threw their cloaks over the animal, and Jesus got on. 8Many people spread their cloaks on the road, while others cut branches in the field and spread them on the road. 9 The people who were in front and those who followed behind began to shout, “Praise God! God bless him who comes in the name of the Lord! 10God bless the coming kingdom of King David,

Think about

- 1) How did the disciples, the Jesus best friends follow the instructions— would you have followed the instructions?
- 2) How do you think they felt?
- 3) How did the people welcome Jesus? How were they feeling?
- 4) How does the story make you feel about Jesus?
- 5) The word hosanna means –means saviour, save or rescue—how do we need to be helped or rescued in our lives?



Connect



With Us
With Us

CRAFT IDEAS

Make shakers with plastic bottles, buttons, rice pasta (if you have this), tinsel, ribbons etc. take care when using small pieces with younger children. Have fun!!



Make palms to wave and palm crosses, follow the instructions on the video on the link or on the instructions on the next page

Click the link

[https://www.google.com/search?](https://www.google.com/search?q=make+palms&rlz=1C1CHBF_enGB892GB892&oq=make+palms&aqs=chrome..69i57j0l7.5240j0j7&sourceid=chrome&ie=UTF-8)

[q=make+palms&rlz=1C1CHBF_enGB892GB892&oq=make+palms&aqs=chrome..69i57j0l7.5240j0j7&sourceid=chrome&ie=UTF-8](https://www.google.com/search?q=make+palms&rlz=1C1CHBF_enGB892GB892&oq=make+palms&aqs=chrome..69i57j0l7.5240j0j7&sourceid=chrome&ie=UTF-8)



With Us
With Us

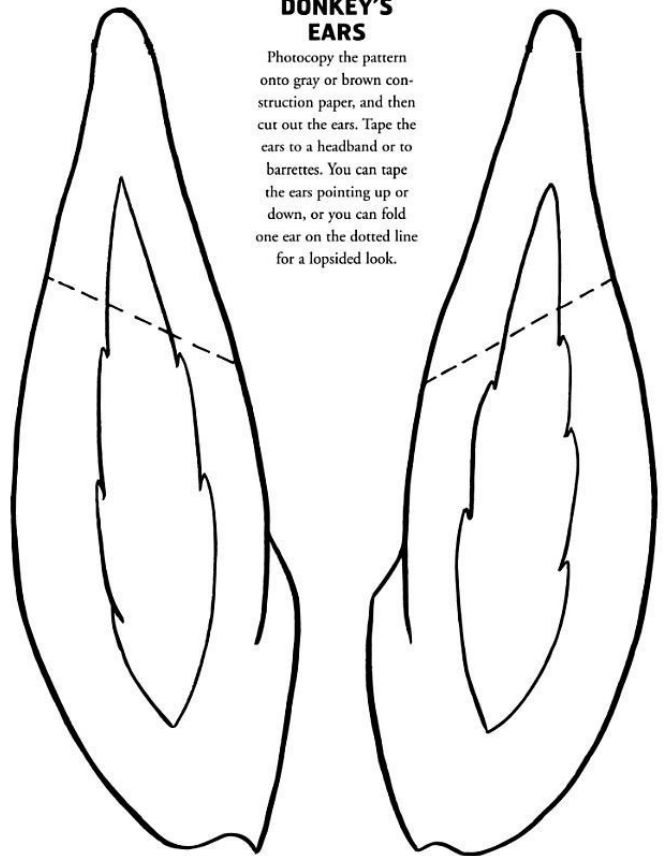
Craft Ideas

How to make a palm cross

- 1 Take a palm that is about 2 feet long and 1 1/2" wide (if it tapers at the top, this is good). Hold the palm upright, so the tapered end points toward the ceiling.
- 2 Then bend the top end down and toward you.
- 3 About a third of the way from the bend you just made, bend and crease palm diagonally.
- 4 About an inch away from the stem of the cross, bend the palm back behind the stem so that it is now facing to your left. Make the bend at a good length to form the right arm of the cross.
- 5 Fold that same section at a point that equals the length on the right side, bend it on the left side and bring the end forward.
- 6 From the center of the cross, fold to the upper right so that it can wrap around where the "stem" and the right arm intersect.
- 7 Fold down and to the left behind the cross ...
- 8 and then fold it toward the right so that it is parallel and under the arms of the cross.
- 9 Bring it up behind the cross again, this time folding it up toward the northwest direction.
- 10 Tuck in the end to finish.
- 11 Turn over!

DONKEY'S EARS

Photocopy the pattern onto gray or brown construction paper, and then cut out the ears. Tape the ears to a headband or to barrettes. You can tape the ears pointing up or down, or you can fold one ear on the dotted line for a lopsided look.



Enjoy the crafts have fun together, play music, the links may help and take time to talk. Enjoy being outside if the weather permits. Spend precious time together, enjoying the story and activities.

Connect




With Us



Play songs as you draw around your hands on different coloured card, cut out and assemble together.

Have fun together, write your prayers and hopes on your hands.



Click the link for songs.

Blessed be your name

<https://www.youtube.com/watch?v=tTpTQ4kBLxA>

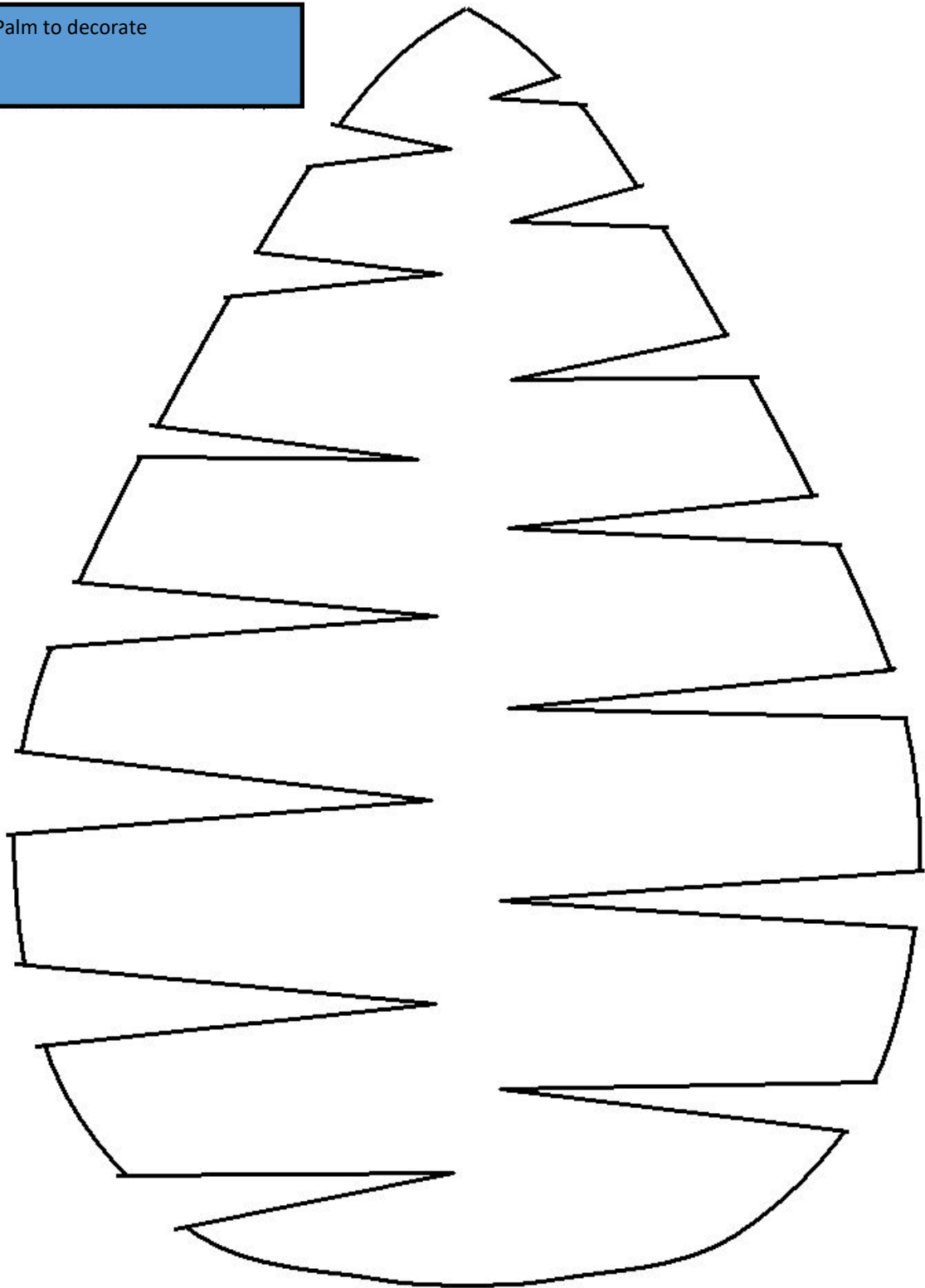
10 000 reasons

<https://www.youtube.com/watch?v=r3K3roEF36k>

Hosanna in the Highest

<https://www.youtube.com/watch?>

Palm to decorate



1. Cut out the leaf on card and decorate write your hopes and prayers on the leaf.
2. If you have wool, you may like to wind and weave it around the slots in the palm.

Connect



With Us

Prayers—Lay your paper hands out and the assembled palms and pray the prayers on the hands. Use the world ball or picture of the world and pray for yourself and the world.



Thank God for our family, friends and neighbours, those we are missing and can't see at the moment— Lord we ask you to protect all those we know and all those who are poorly, especially those with the with the coronavirus.

Blessing—Lord bless us all wherever we may be and keep us safe this week and forevermore. Amen.

For the coming week—Light or switch on a candle at 7pm each evening and pray for those who are poorly with coronavirus and for the NHS staff and all those who are anxious and scared. Remember Jesus brings the light and joy into our lives.

(take care with candles -Tealights that are battery operated are really good for families and children, be ordered online at



these are safe, they can Amazon or ebay etc.)